



US00D420681S

United States Patent [19] Teulie

[11] **Patent Number: Des. 420,681**

[45] **Date of Patent: ** Feb. 15, 2000**

[54] **FACE PLATE FOR A POWER AMPLIFIER**

[75] Inventor: **Doug Teulie**, Aliso Viejo, Calif.

[73] Assignee: **QSC Audio Products, Inc.**, Costa Mesa, Calif.

[**] Term: **14 Years**

[21] Appl. No.: **29/103,362**

[22] Filed: **Apr. 13, 1999**

[51] **LOC (7) Cl.** **14-03**

[52] **U.S. Cl.** **D14/257; D14/188**

[58] **Field of Search** D14/137, 155,
D14/168, 172, 188, 189, 193-198, 257,
265, 299; D8/353; 312/7.1; 455/344, 347,
350, 351; 16/402

[56] **References Cited**

U.S. PATENT DOCUMENTS

D. 355,654 2/1995 Koulopoulos D14/265 X

D. 373,589 9/1996 Peterson et al. D14/188 X
D. 386,178 11/1997 Frederick et al. D14/188
D. 394,858 6/1998 Wordinger et al. D14/188

Primary Examiner—Nanda Bondade
Attorney, Agent, or Firm—Perkins Coie LLP; Michael D. Scott


[57] **CLAIM**

The ornamental design for a face plate for a power amplifier, as shown and described.

DESCRIPTION

FIG. 1 is a front elevational view of a face plate for a power amplifier showing my new design; FIG. 2 is a top plan view thereof, the bottom plan view being a mirror image; and, FIG. 3 is a left side elevational view thereof, the right side elevational view being a mirror image. The rear of the face plate forms no part of the claimed design.

1 Claim, 1 Drawing Sheet






FIG. 2

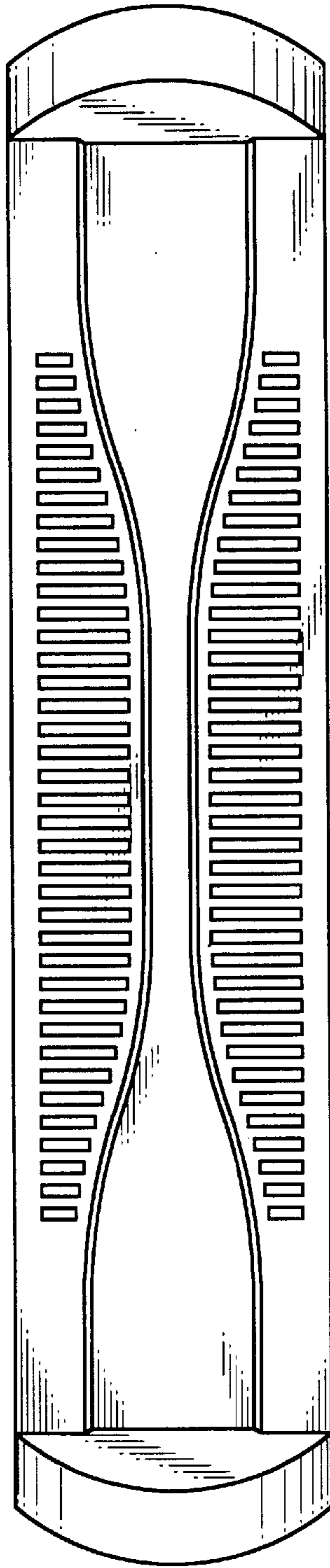


FIG. 1



FIG. 3