



US00D420669S

**United States Patent** [19]  
**Lindahl**

[11] **Patent Number: Des. 420,669**

[45] **Date of Patent: \*\* Feb. 15, 2000**

[54] **HANDSFREE MICROPHONE**

[75] Inventor: **Richard Lindahl**, Malmö, Sweden

[73] Assignee: **Telefonaktiebolaget LM Ericsson**,  
Stockholm, Sweden

[\*\*] Term: **14 Years**

[21] Appl. No.: **29/089,636**

[22] Filed: **Jun. 19, 1998**

[30] **Foreign Application Priority Data**

Dec. 30, 1997 [SE] Sweden ..... 97-2791

[51] **LOC (7) Cl.** ..... **14-01**

[52] **U.S. Cl.** ..... **D14/227; D14/228**

[58] **Field of Search** ..... D14/206, 223-229,  
D14/299; 181/158, 242; 379/430, 431;  
381/91, 168, 169

[56] **References Cited**

**U.S. PATENT DOCUMENTS**

D. 199,398 10/1964 Freenan ..... D14/227

D. 221,230 7/1971 Deschamps ..... D14/227  
D. 375,749 11/1996 Chiang ..... D14/228 X  
D. 376,586 12/1996 Shinano ..... D14/227 X  
D. 387,770 12/1997 Liao ..... D14/228 X  
3,053,339 9/1962 Kishi et al. .... 181/158

**OTHER PUBLICATIONS**

Video Review, p. 88, Azden's microphones, Sep. 1987.

*Primary Examiner*—Nanda Bondade  
*Attorney, Agent, or Firm*—Burns, Doane, Swecker &  
Mathis, L.L.P.

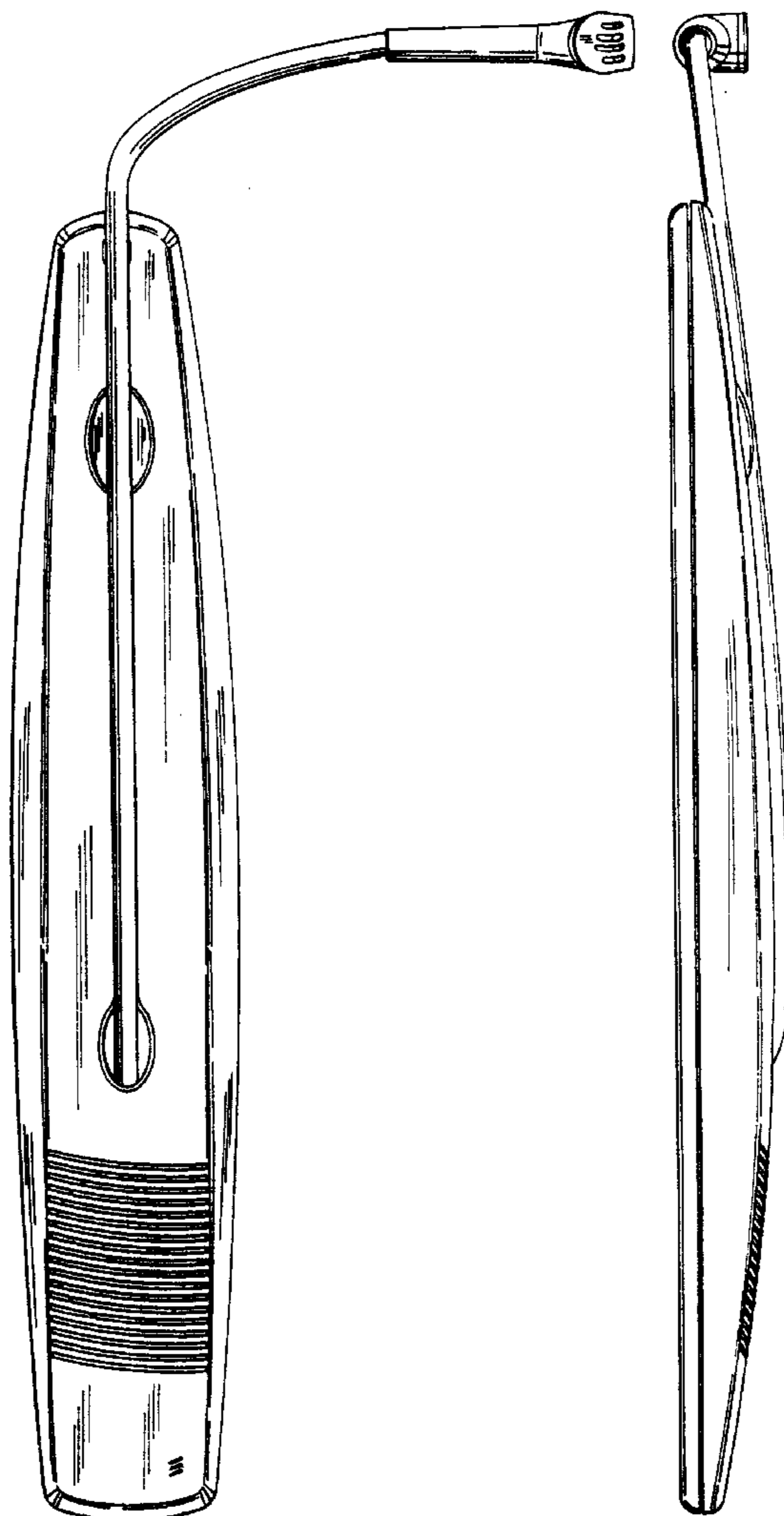
[57] **CLAIM**

The ornamental design for a handsfree microphone, as shown and described.

**DESCRIPTION**

FIG. 1 is a front elevational view showing my new design;  
FIG. 2 is a left side elevational view thereof;  
FIG. 3 is a rear elevational view thereof;  
FIG. 4 is a right side elevational view thereof;  
FIG. 5 is a top plan view thereof; and,  
FIG. 6 is a bottom plan view thereof.

**1 Claim, 3 Drawing Sheets**



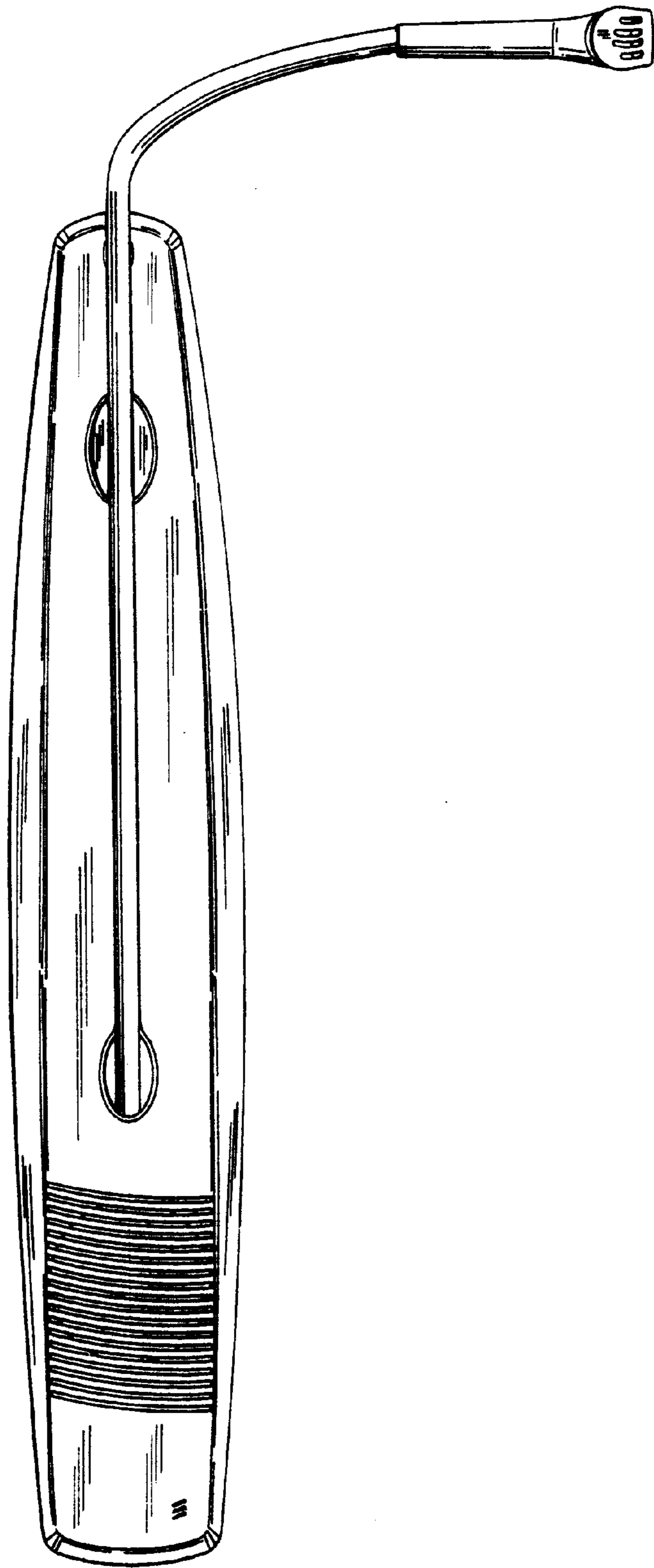


FIG. 1



FIG. 2

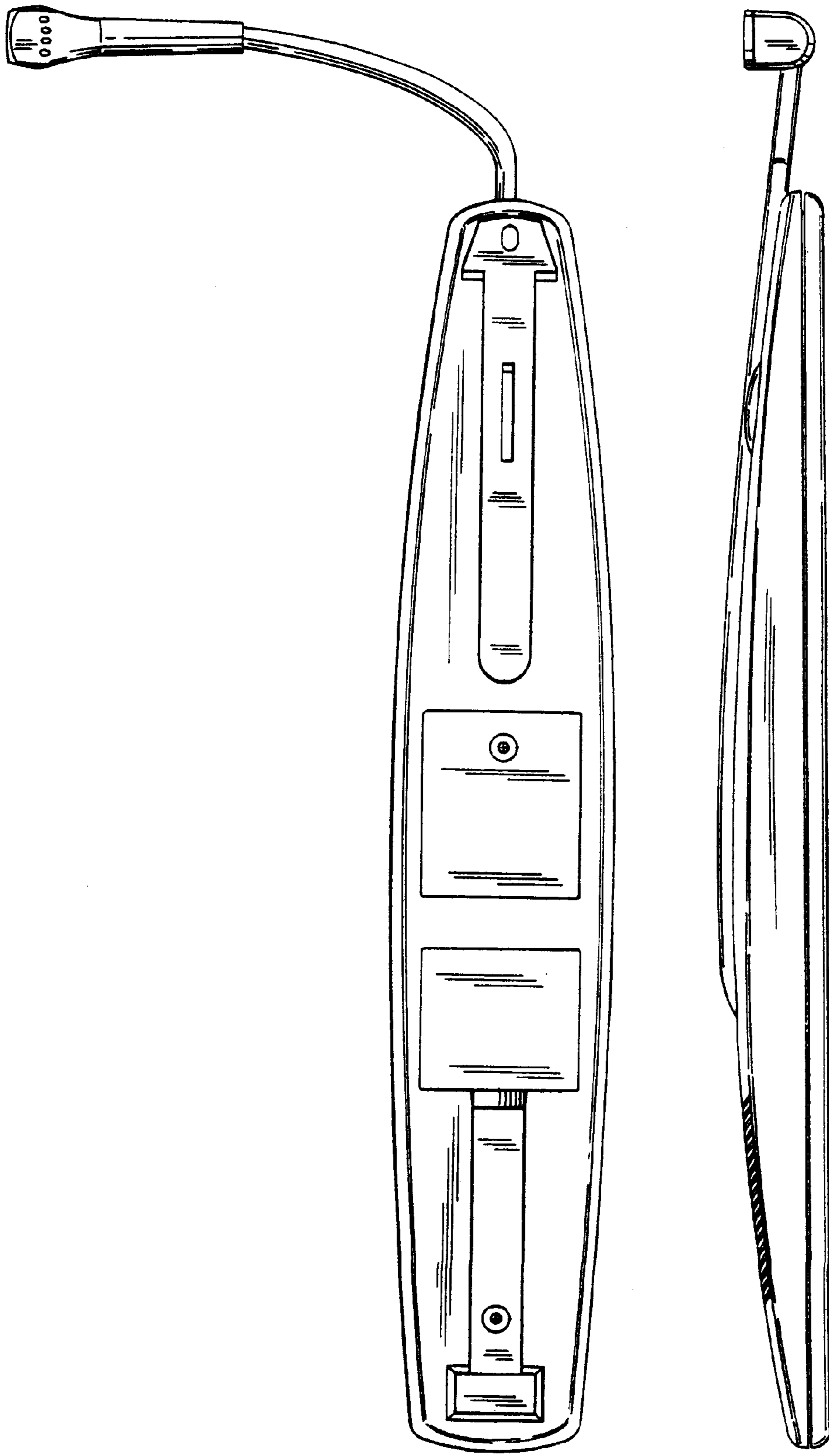


FIG. 3

FIG 4




FIG. 5




FIG. 6