



US00D420664S

United States Patent [19] Bedol

[11] Patent Number: **Des. 420,664**

[45] Date of Patent: **** Feb. 15, 2000**

[54] **VOICE RECORDER CLIP**

[76] Inventor: **Mark A. Bedol**, P.O. Box 1268,
Claremont, Calif. 91711

[**] Term: **14 Years**

[21] Appl. No.: **29/108,980**

[22] Filed: **Aug. 6, 1999**

[51] **LOC (7) Cl.** **14-01**

[52] **U.S. Cl.** **D14/168; D19/65**

[58] **Field of Search** D14/167, 168,
D14/172; D18/2, 7, 6; D19/65, 36, 75,
86, 90, 91, 99, 100; D8/395, 394; 24/67 R,
67.1-67.11, 455, 545, 563, 570; 455/344,
347-351, FOR 121

[56] **References Cited**

U.S. PATENT DOCUMENTS

D. 348,897	7/1994	Bedol	D18/6
D. 361,766	8/1995	Mackay	D14/167
D. 379,008	4/1997	Constantine et al.	D14/167

D. 398,308	9/1998	Bedol	D14/167
D. 399,209	10/1998	Yamagishi	D14/218
D. 408,743	4/1999	Bedol	D10/2
5,093,760	3/1992	Bedol	361/683

Primary Examiner—Martie K. Holtje

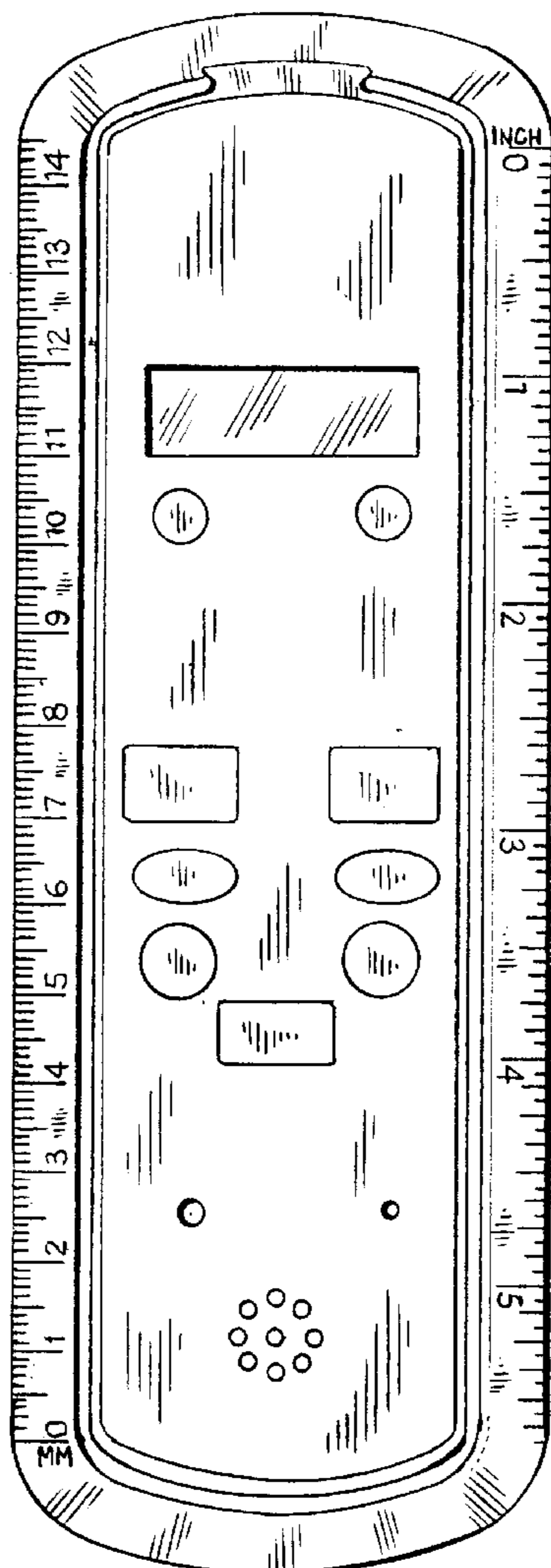
[57] **CLAIM**

The ornamental design for a voice recorder clip, as shown and described.

DESCRIPTION

FIG. 1 is a front elevation view thereof, FIG. 2 is a left side view thereof, FIG. 3 is a right side view thereof, FIG. 4 is a rear elevation view thereof, FIG. 5 is a top view thereof, FIG. 6 is a bottom view thereof, FIG. 7 is a front elevation view of an alternative design thereof; and, FIG. 8 is a rear elevation view of an alternative design thereof.

1 Claim, 3 Drawing Sheets



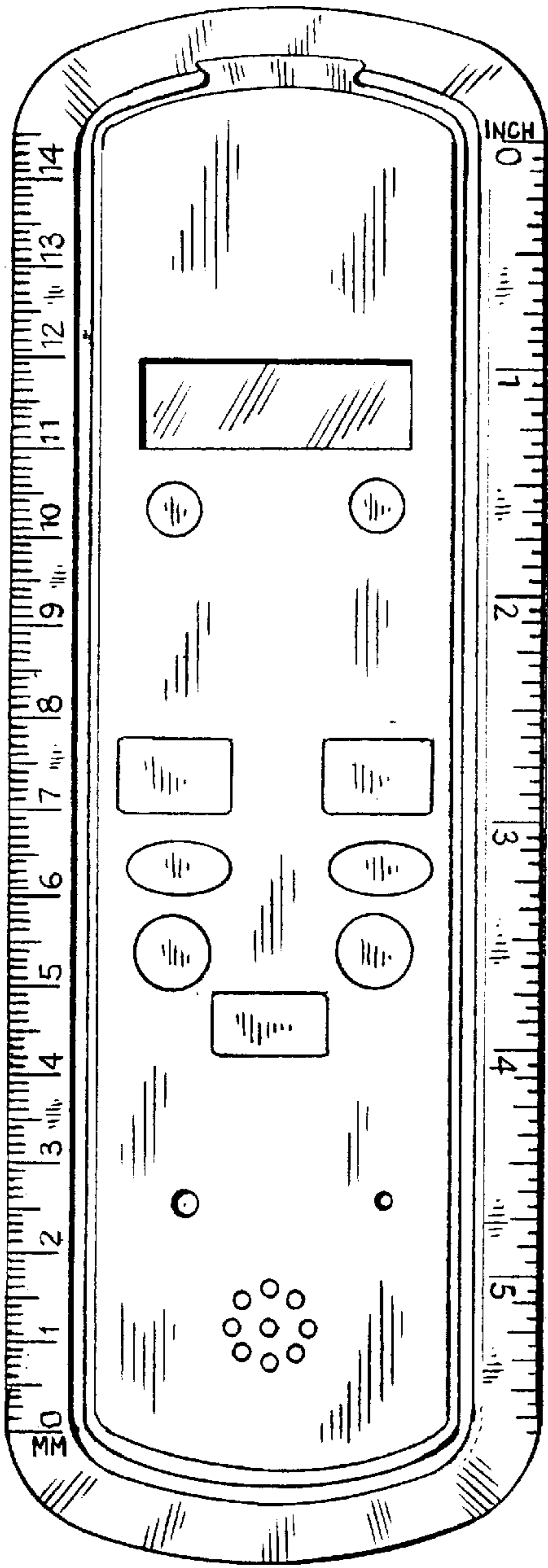


FIG. 1



FIG. 2




FIG. 3

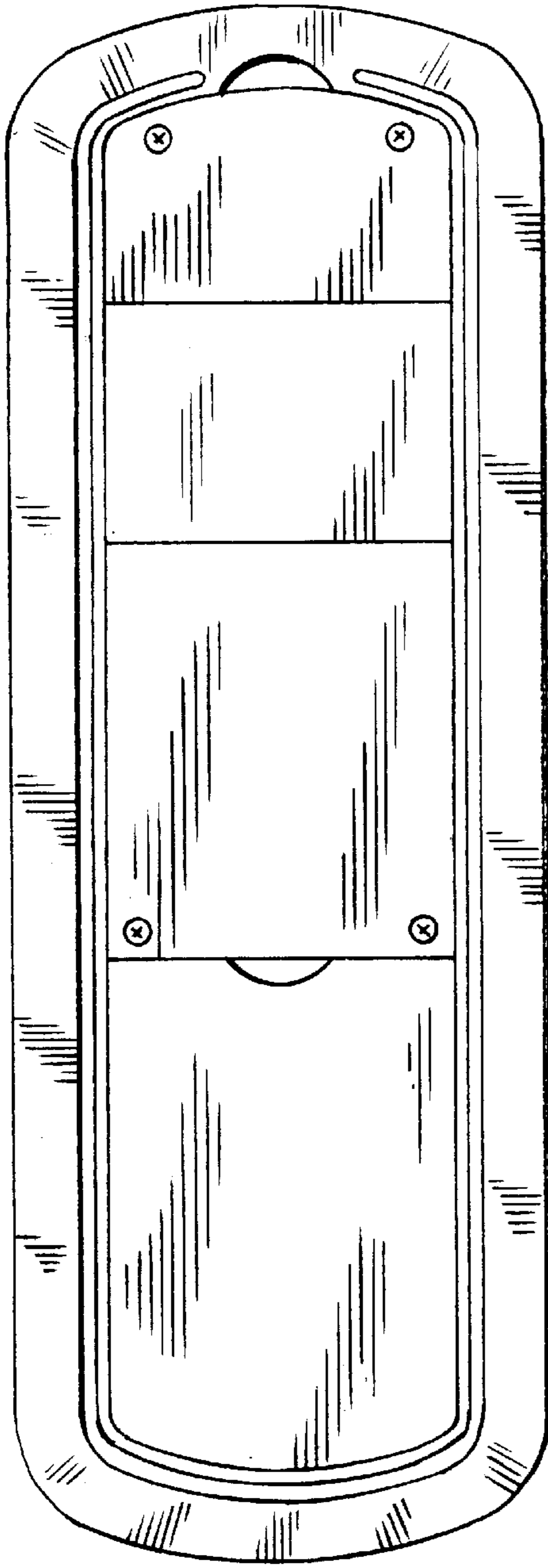


FIG. 4




FIG. 5



FIG. 6

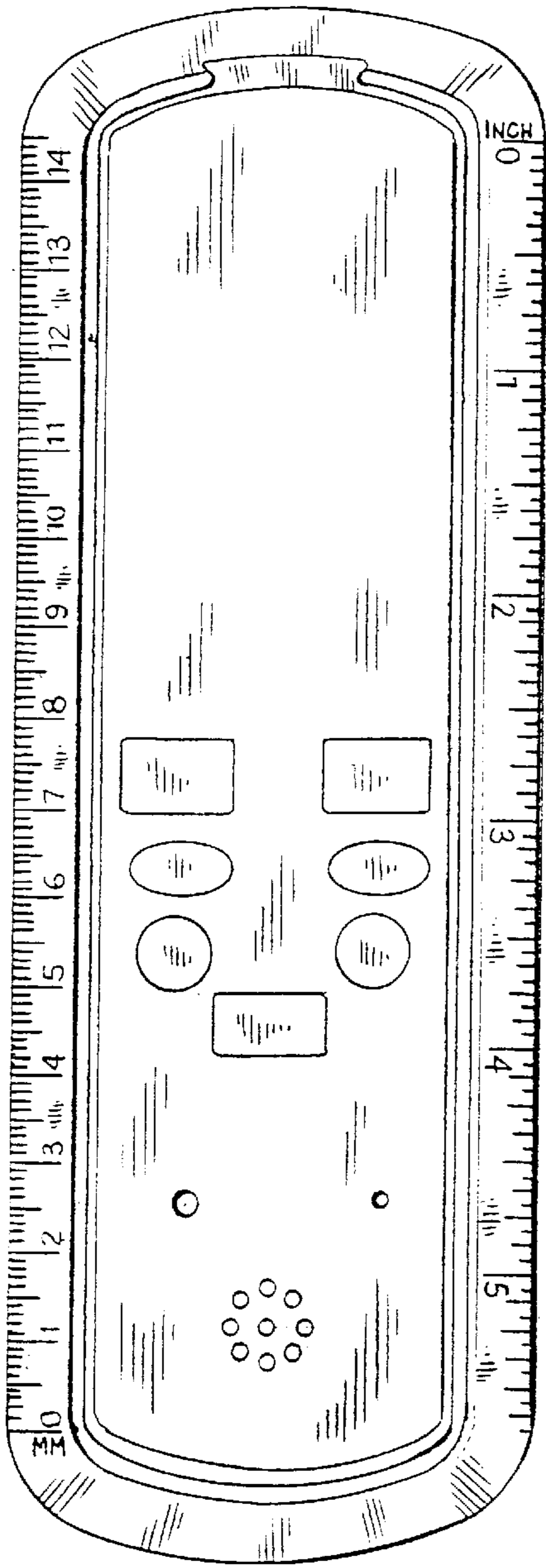


FIG. 7




FIG. 8