



US00D420629S

United States Patent [19] Edwards

[11] Patent Number: **Des. 420,629**

[45] Date of Patent: **** Feb. 15, 2000**

[54] **TIRE TREAD**

[75] Inventor: **Everett J. Edwards**, Stow, Ohio

[73] Assignee: **Bridgestone/Firestone Research, Inc.**,
Akron, Ohio

[**] Term: **14 Years**

[21] Appl. No.: **29/099,095**

[22] Filed: **Jan. 13, 1999**

[51] **LOC (7) Cl.** **12-15**

[52] **U.S. Cl.** **D12/147**

[58] **Field of Search** D12/136-152;
152/209.1, 209.8, 209.9, 209.11, 209.13,
209.16, 209.18, 209.19, 209.28, 900, 901,
902, 903

[56] **References Cited**

U.S. PATENT DOCUMENTS

D. 309,591	7/1990	Guermadi et al.	D12/147
D. 320,773	10/1991	Gebert et al.	D12/147
D. 350,095	8/1994	Anderson et al.	D12/147
D. 379,340	5/1997	Consolacion et al.	D12/147
D. 382,521	8/1997	Consolacion et al.	D12/147
D. 384,308	9/1997	Heinen	D12/146
D. 384,606	10/1997	McKisson	D12/146
D. 388,371	12/1997	Miyazaki	D12/146
D. 398,568	9/1998	Grass et al.	D12/147
D. 400,136	10/1998	Heinen et al.	D12/147
D. 405,734	2/1999	Robert et al.	D12/147
5,078,190	1/1992	Wissbrock et al.	152/209.18

OTHER PUBLICATIONS

Atlas Pinnacle Tire, 1997 Tread Design Guide, p. 11, Jan. 1997.

Dayton Daytona Stag LT Tire, Tire Review Magazine, p.25, Aug. 1997.

Primary Examiner—Robert M. Spear
Attorney, Agent, or Firm—John M. Vasuta; Michael Sand

[57] **CLAIM**

The ornamental design for a tire tread, as shown and described.

DESCRIPTION

FIG. 1 is a side perspective view of a tire tread showing my new design, it being understood that the tread pattern is repeated throughout the circumference of the tire tread, the opposite side being the same as that shown;

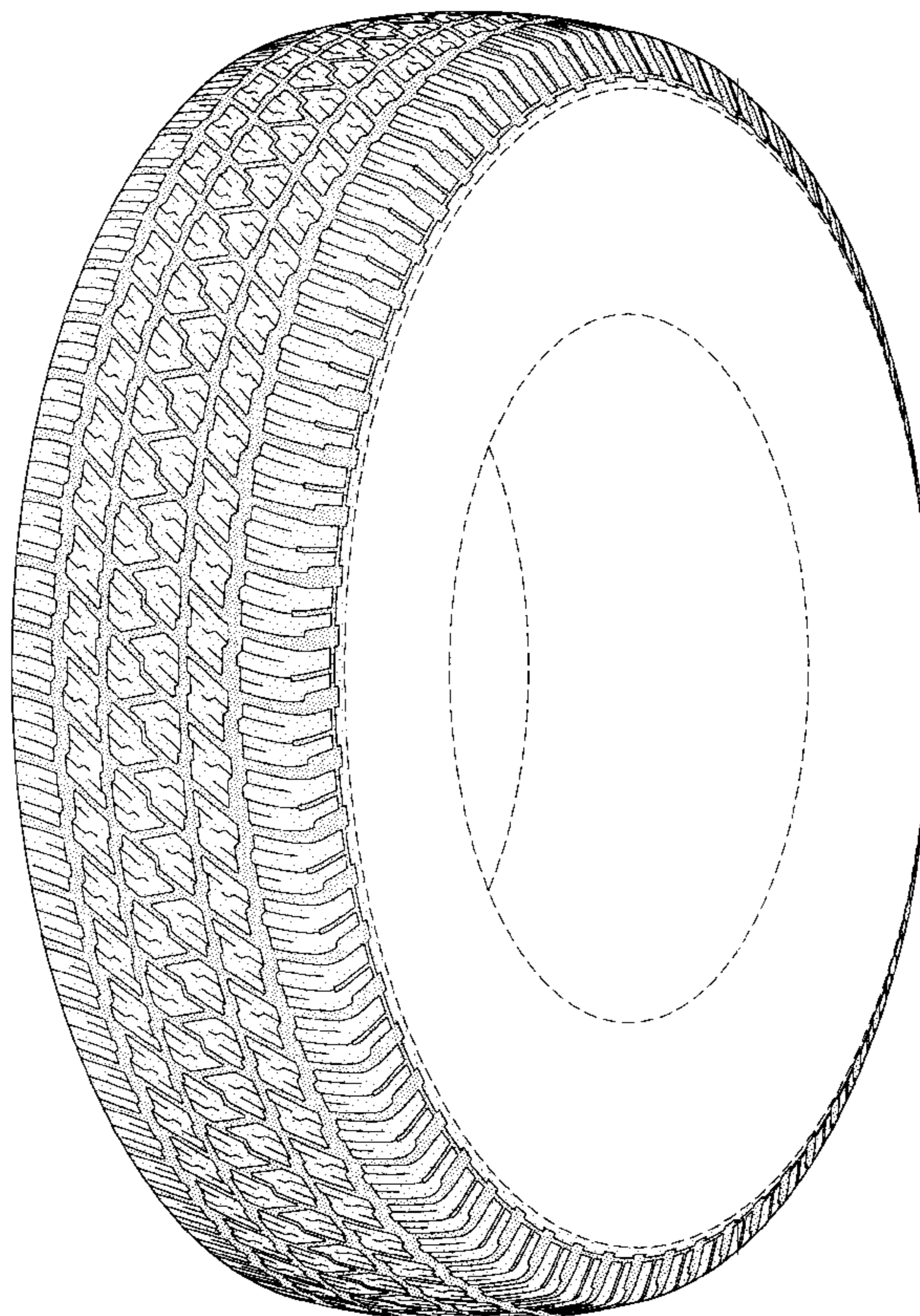
FIG. 2 is a front elevational view thereof;

FIG. 3 is a side elevational view of the right side thereof, the opposite side being identical thereto; and,

FIG. 4 is an enlarged fragmentary front elevational view thereof.

The dark stippled surface shading represents the recessed portion of the tread grooves, having a depth as best shown in FIG. 2; the broken lines defining the tire sidewall and inner bead and the peripheral boundary between the tire tread and sidewall are for illustrative purposes only and form no part of the claimed design.

1 Claim, 4 Drawing Sheets



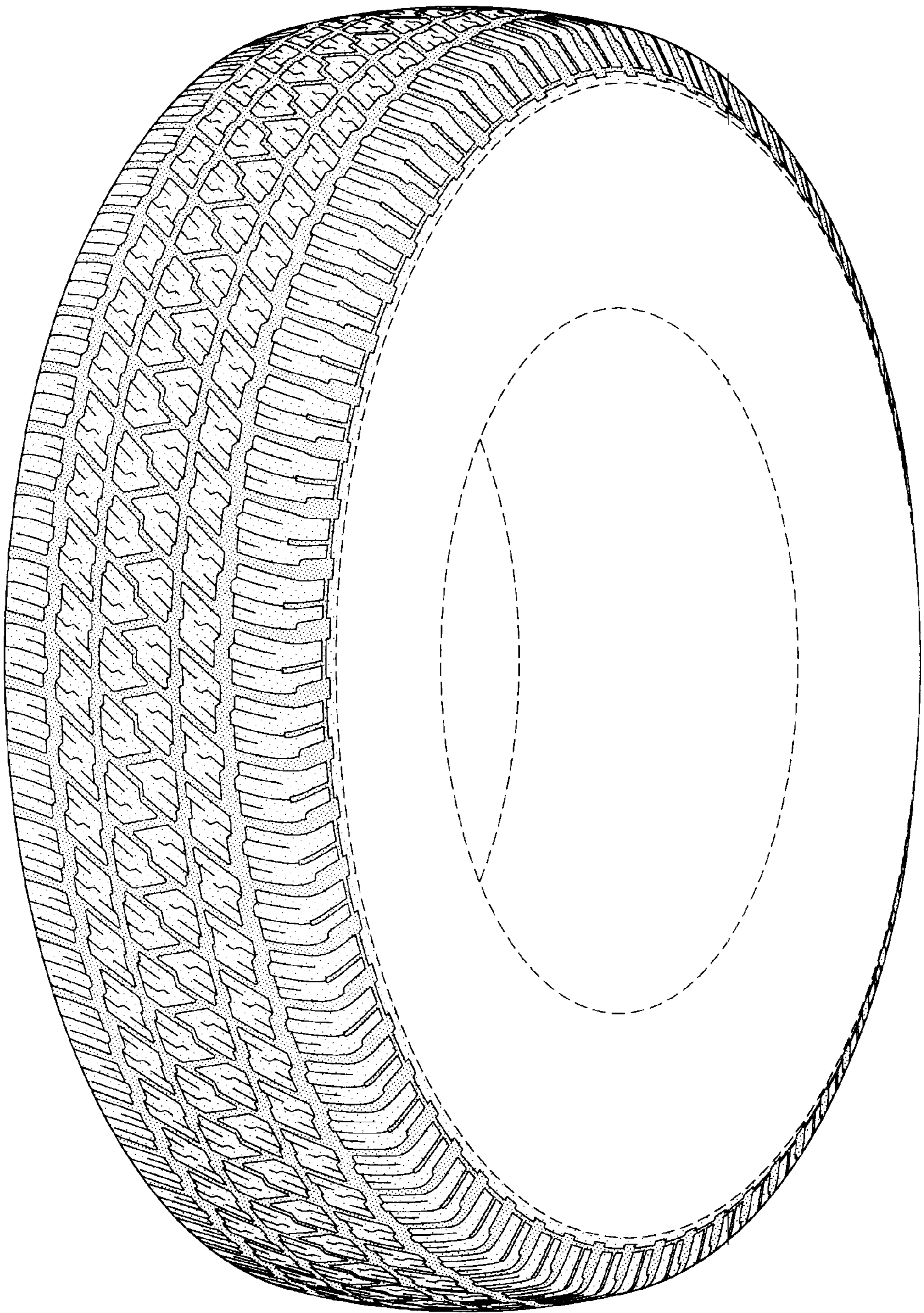


FIG-1

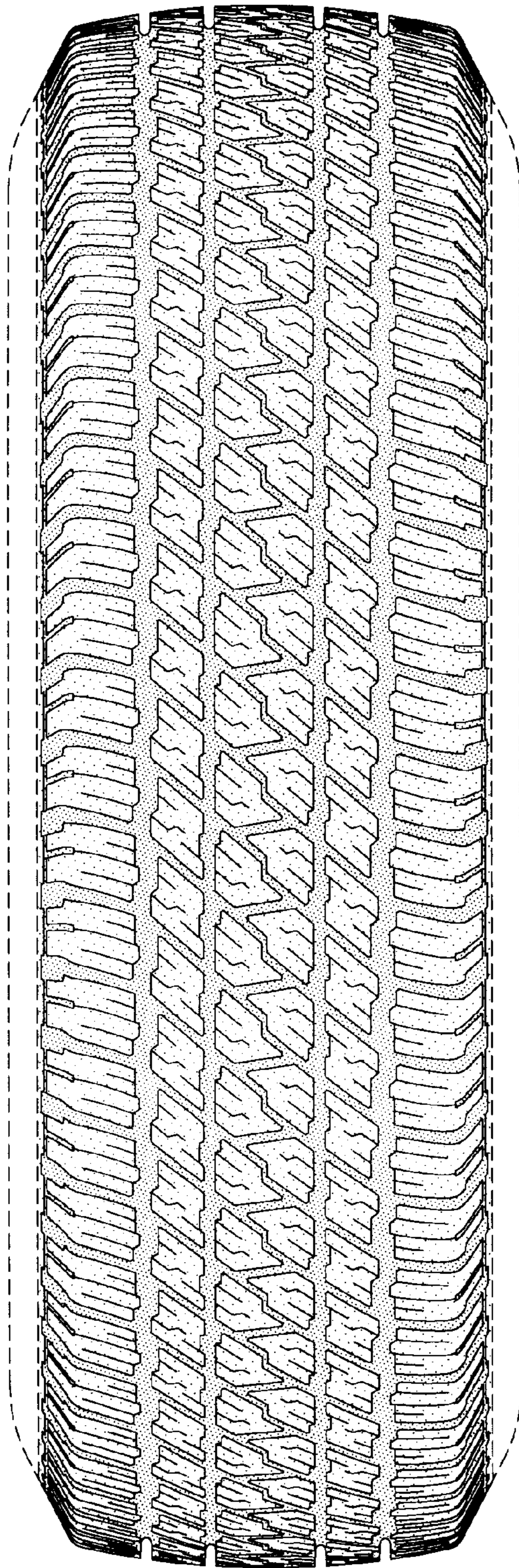


FIG-2

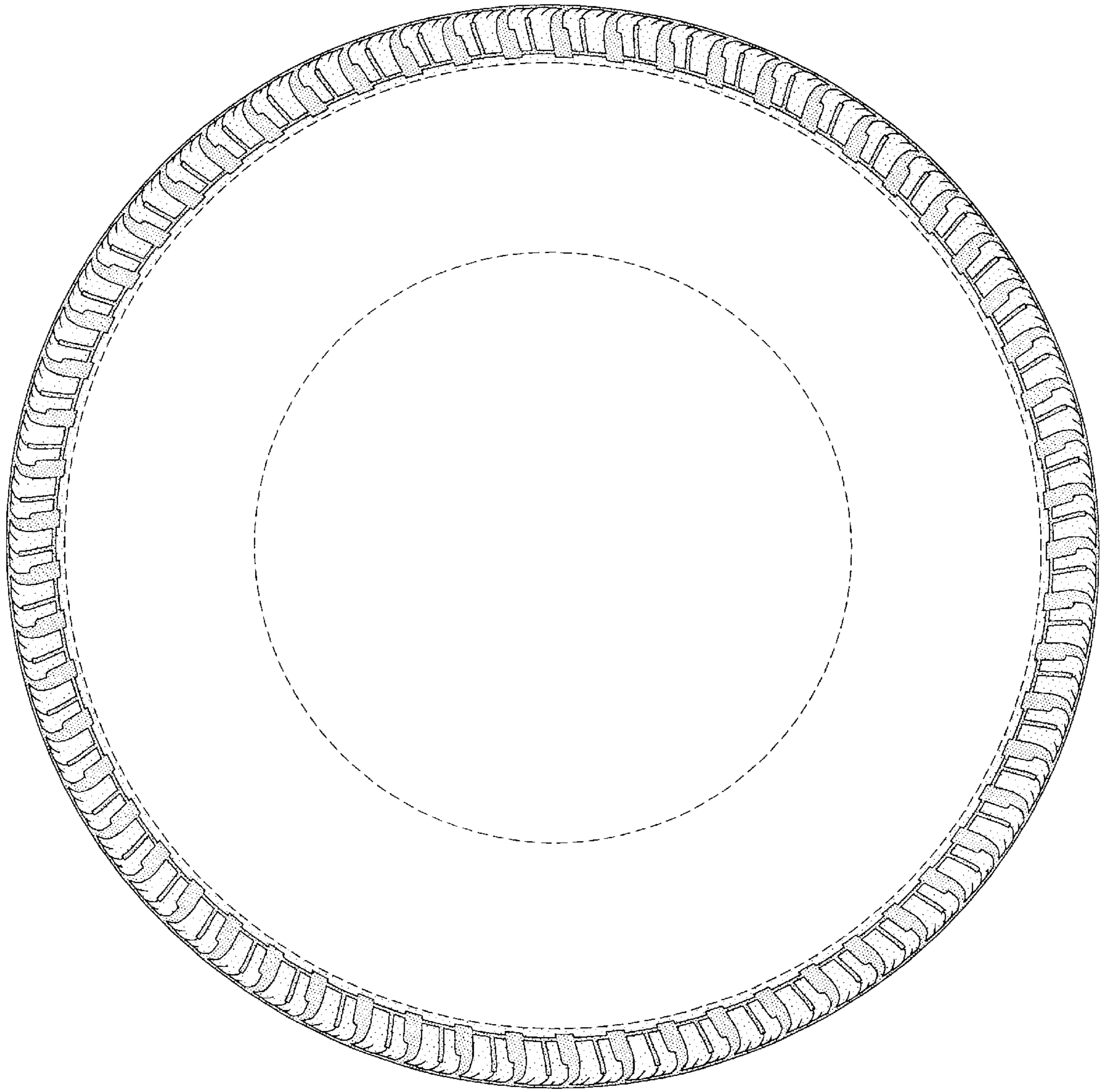


FIG-3

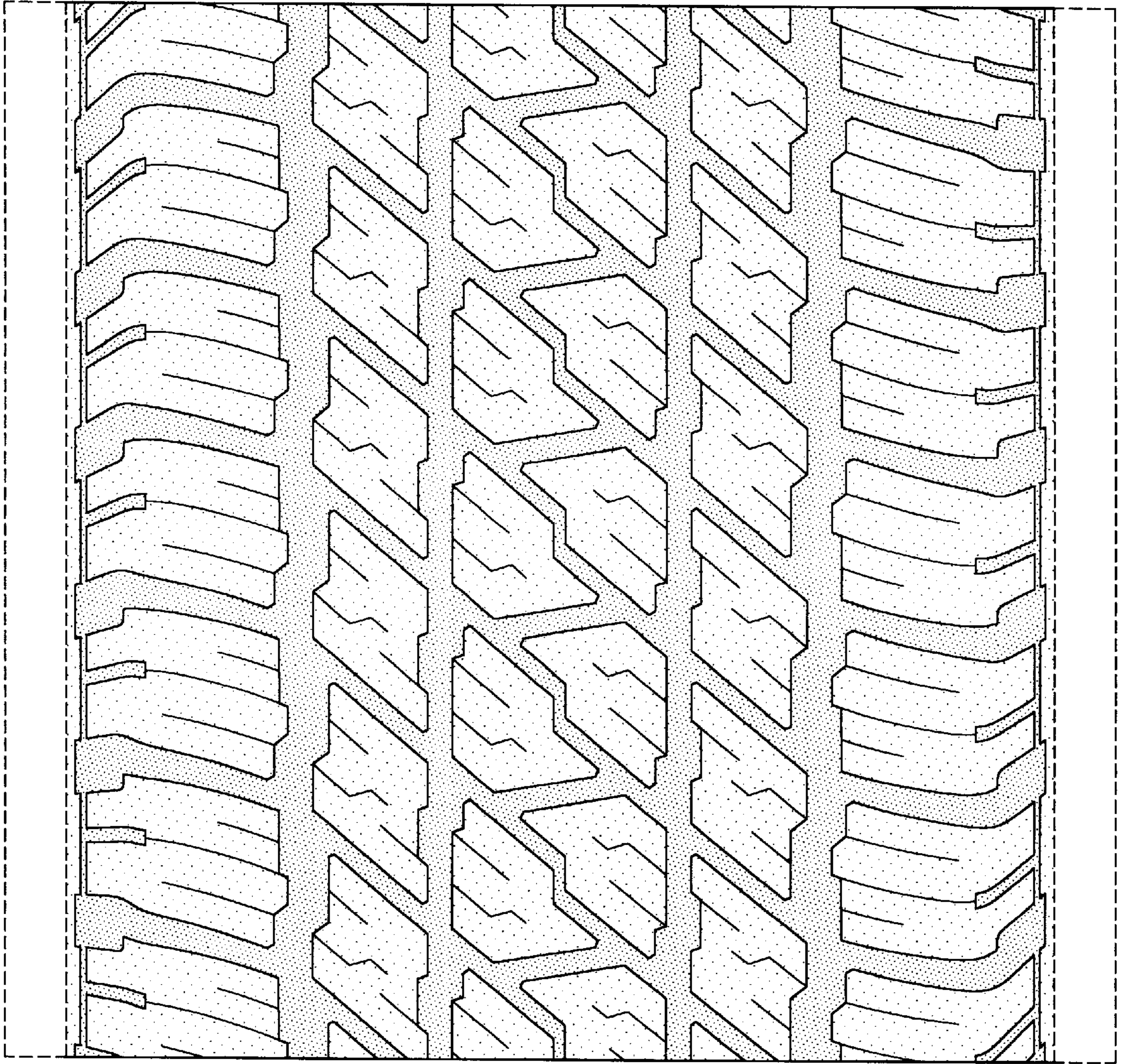


FIG-4