



US00D420600S

**United States Patent** [19]  
**Gruosi-Scheufele**

[11] **Patent Number: Des. 420,600**

[45] **Date of Patent: \*\* Feb. 15, 2000**

[54] **WATCH**

[75] **Inventor: Caroline Gruosi-Scheufele, Prangins, Switzerland**

[73] **Assignee: Chopard Holding S.A., Fribourg, Switzerland**

[\*\*] **Term: 14 Years**

[21] **Appl. No.: 29/077,692**

[22] **Filed: Oct. 8, 1997**

[30] **Foreign Application Priority Data**

Apr. 10, 1997 [CH] Switzerland ..... DM/039 833

[51] **LOC (7) Cl. .... 10-02**

[52] **U.S. Cl. .... D10/39**

[58] **Field of Search ..... D10/1-40, 122-132; 368/280-282, 276-277, 285**

[56] **References Cited**

**U.S. PATENT DOCUMENTS**

D. 64,870 6/1924 Strasser .

D. 252,742	8/1979	Perrin .....	D10/39
D. 252,857	9/1979	Perrin .....	D10/39
D. 262,609	1/1982	Kurowsky .....	D10/39
D. 316,974	5/1991	Fong .....	D10/33
D. 356,041	3/1995	Bulgari .....	D10/39
D. 370,859	6/1996	Scheufele .....	D10/39
D. 371,308	7/1996	Wunderman .....	D10/39
D. 388,716	1/1998	Wunderman .....	D10/39
2,107,176	2/1938	Dinhofer .	

*Primary Examiner*—Nelson C. Holtje  
*Attorney, Agent, or Firm*—McGlew and Tuttle, P.C.

[57] **CLAIM**


The ornamental design for a watch, as shown and described.

**DESCRIPTION**


FIG. 1 is a top view of my new watch design;  
FIG. 2 is a bottom view thereof;  
FIG. 3 is a front end view thereof;  
FIG. 4 is a rear end view thereof;  
FIG. 5 is a right side view thereof;  
FIG. 6 is a left side view thereof; and,  
FIG. 7 is a top right perspective view thereof.

**1 Claim, 2 Drawing Sheets**






*Fig. 1*




*Fig. 2*




*Fig. 3*




*Fig. 4*



*Fig. 5*



*Fig. 6*



*Fig. 7*