



US00D420597S

United States Patent [19]

[11] **Patent Number: Des. 420,597**

Emdur

[45] **Date of Patent: ** Feb. 15, 2000**

[54] **COMBINED CLOCK AND PICTURE FRAME**

OTHER PUBLICATIONS

[76] Inventor: **Jerome Emdur**, P.O. Box 1087,
Camden, N.J. 08101-1087

2 Photographs of Combined Clock and Picture Frame Sold
by Applicant Prior to Dec. 18, 1997.

[**] Term: **14 Years**

Primary Examiner—Nelson C. Holtje
Attorney, Agent, or Firm—Norman E. Lehrer

[21] Appl. No.: **29/097,942**

[57] **CLAIM**

[22] Filed: **Dec. 18, 1998**

The ornamental design for a “combined clock and picture
frame,” as shown and described.

[51] **LOC (7) Cl.** **10-01**

[52] **U.S. Cl.** **D10/2**

[58] **Field of Search** D10/1-40, 122-132;
368/276-277, 285, 316-317; D6/300

DESCRIPTION

[56] **References Cited**

U.S. PATENT DOCUMENTS

D. 228,405	9/1973	Pollard .	
D. 242,947	1/1977	Graham	D7/354
D. 266,992	11/1982	Powell	D10/2
D. 277,263	1/1985	Culpepper	D10/26
D. 312,575	12/1990	Butler	D10/2
D. 326,414	5/1992	Africk	D10/2
D. 346,966	5/1994	Oyanagi et al.	D10/2
D. 347,580	6/1994	Takashima	D10/2
D. 379,594	6/1997	Fontaine	D10/2

FIG. 1 is a front elevational view of a “combined clock and
picture frame” showing my new design;
FIG. 2 is a rear elevational view thereof;
FIG. 3 is a top plan view thereof, the bottom plan view being
a mirror image thereof;
FIG. 4 is a left side elevational view thereof, the right side
elevational view being a mirror image thereof; and,
FIG. 5 is a front elevational view similar to FIG. 1 showing
a picture being contained within the frame.
The broken line showing of a picture is for illustrative
purposes only and forms no part of the claimed design.

1 Claim, 4 Drawing Sheets

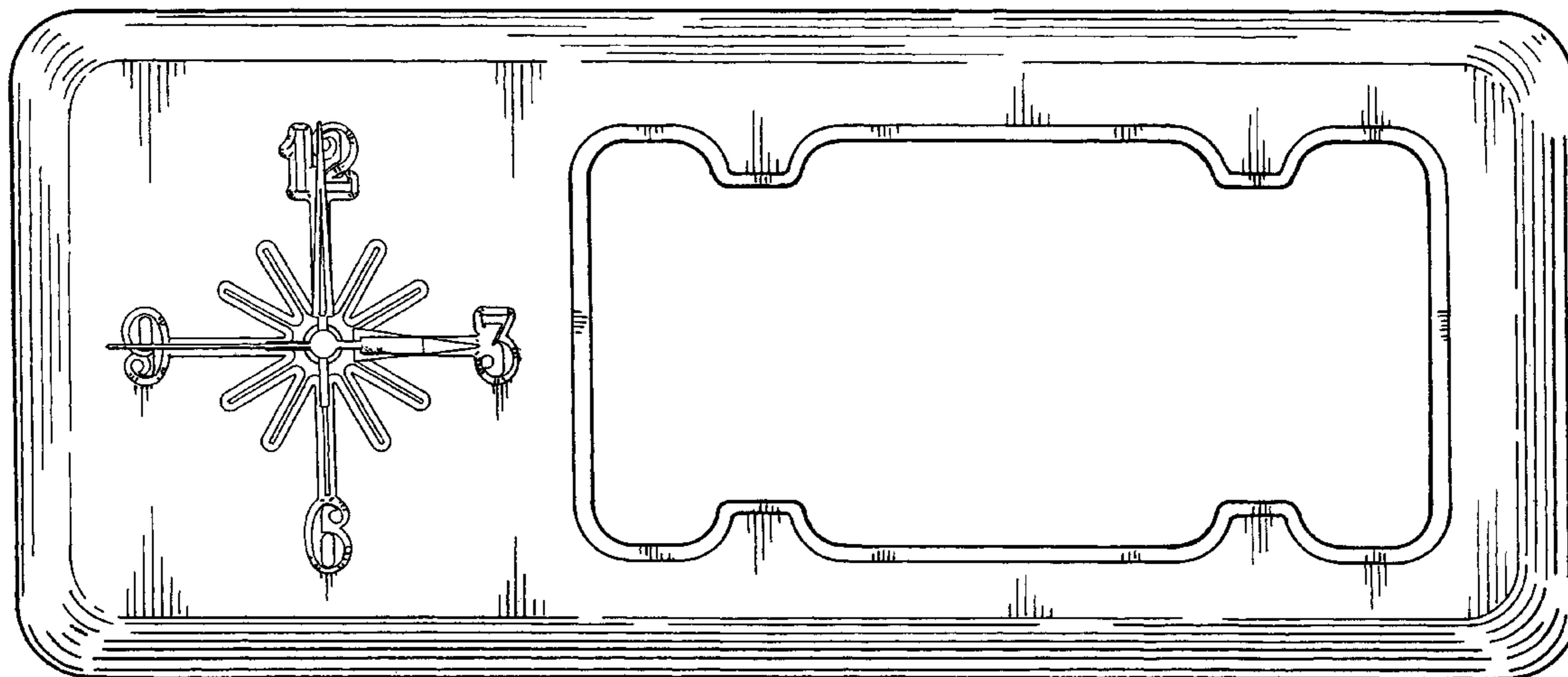
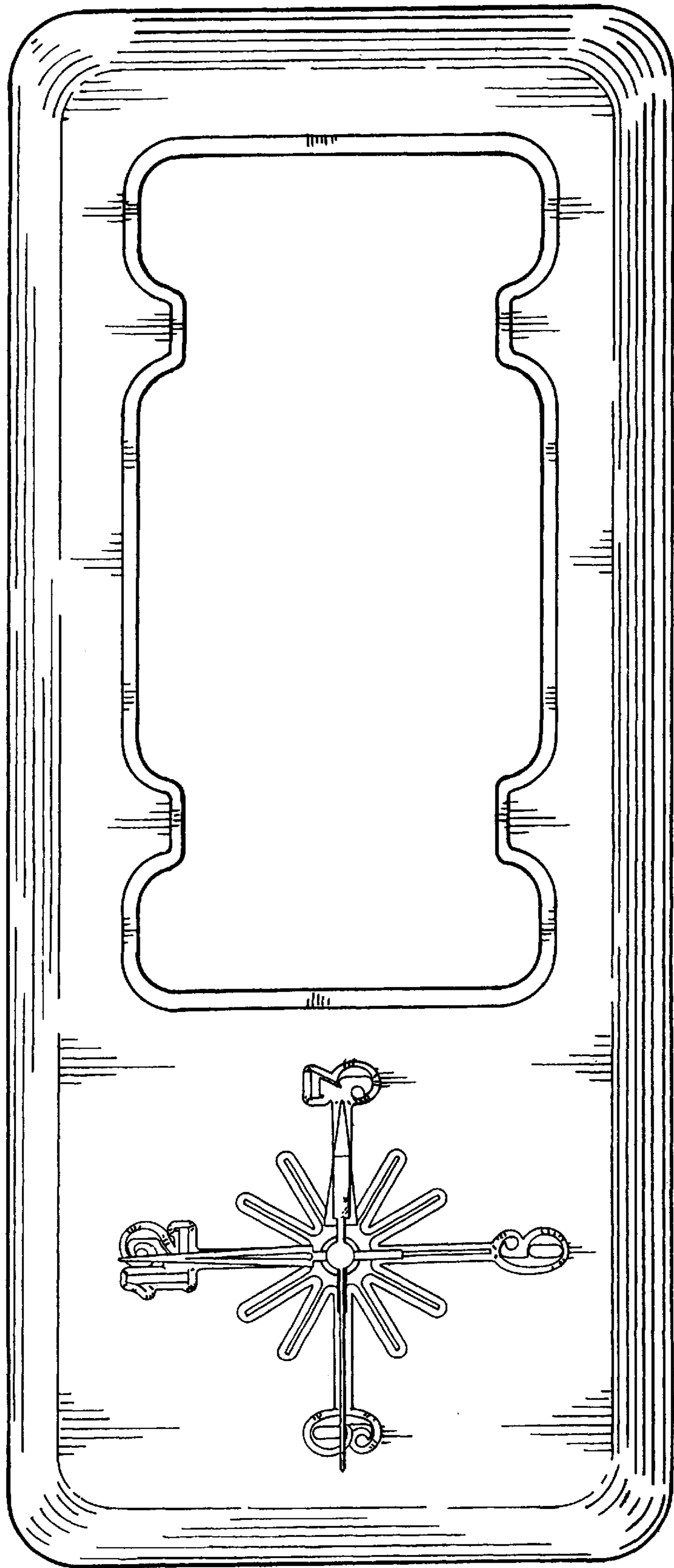


Fig. 1



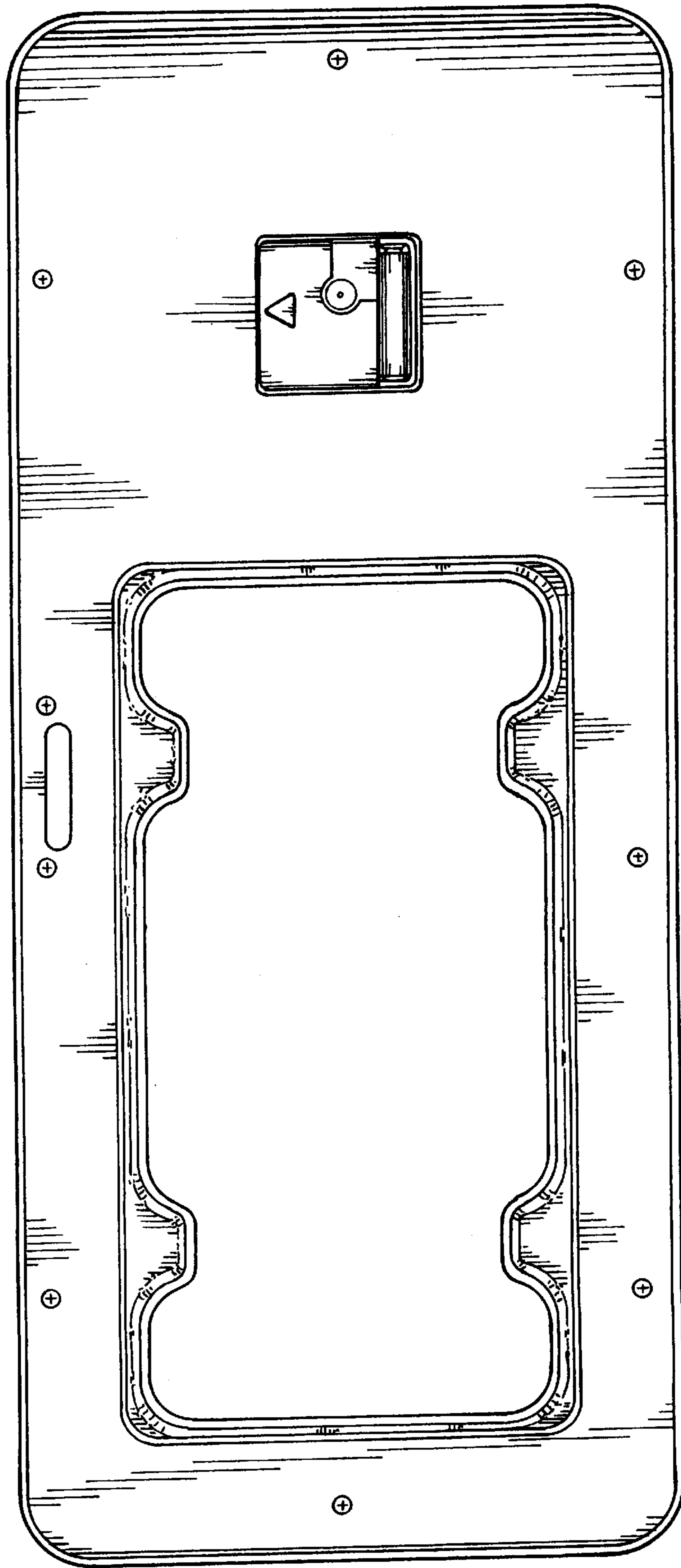


Fig. 2

Fig. 3

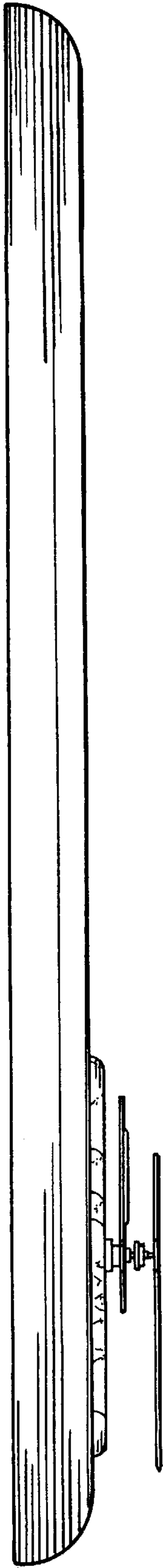


Fig. 4




Fig. 5

