



US00D420542S

United States Patent [19]
Richardson

[11] **Patent Number: Des. 420,542**

[45] **Date of Patent: ** Feb. 15, 2000**

[54] **GOLF BALL HOLDER**

[76] Inventor: **Mandy E. Richardson**, 4317 SW.
22nd, Apt. No. 109, Oklahoma City,
Okla. 73108-1905

[**] Term: **14 Years**

[21] Appl. No.: **29/098,068**

[22] Filed: **Dec. 21, 1998**

[51] **LOC (7) Cl.** **06-04**

[52] **U.S. Cl.** **D6/552**

[58] **Field of Search** D3/257, 254, 221;
D21/336, 337, 501; 224/919; 206/315.1,
315.9; D6/552, 553, 457, 460

[56] **References Cited**

U.S. PATENT DOCUMENTS

- D. 295,883 5/1988 Allen .
- D. 346,520 5/1994 Barfield D6/552
- D. 351,623 10/1994 Seiler D21/336
- D. 366,584 1/1996 Ellis .
- D. 370,340 6/1996 Berger .
- D. 379,838 6/1997 Brown et al. .

- D. 386,925 12/1997 Hogan .
- D. 394,154 5/1998 Smith D3/257
- D. 405,293 2/1999 Tate D6/457
- 4,993,548 2/1991 Peterson 206/315.1
- 5,553,707 9/1996 Lion 206/315.9

Primary Examiner—Stella Reid
Assistant Examiner—Catherine R. Oliver
Attorney, Agent, or Firm—Edward L. White


[57] **CLAIM**

The ornamental design for a golf ball holder, as shown.

DESCRIPTION

FIG. 1 is a front perspective view of the golf ball holder.
FIG. 2 is a front view thereof.
FIG. 3 is a view of the left side of the golf ball holder as shown in FIG. 2.
FIG. 4 is a view of the right side of the golf ball holder as shown in FIG. 2.
FIG. 5 is a rear view thereof.
FIG. 6 is a top view thereof; and,
FIG. 7 is a bottom view thereof.

1 Claim, 2 Drawing Sheets



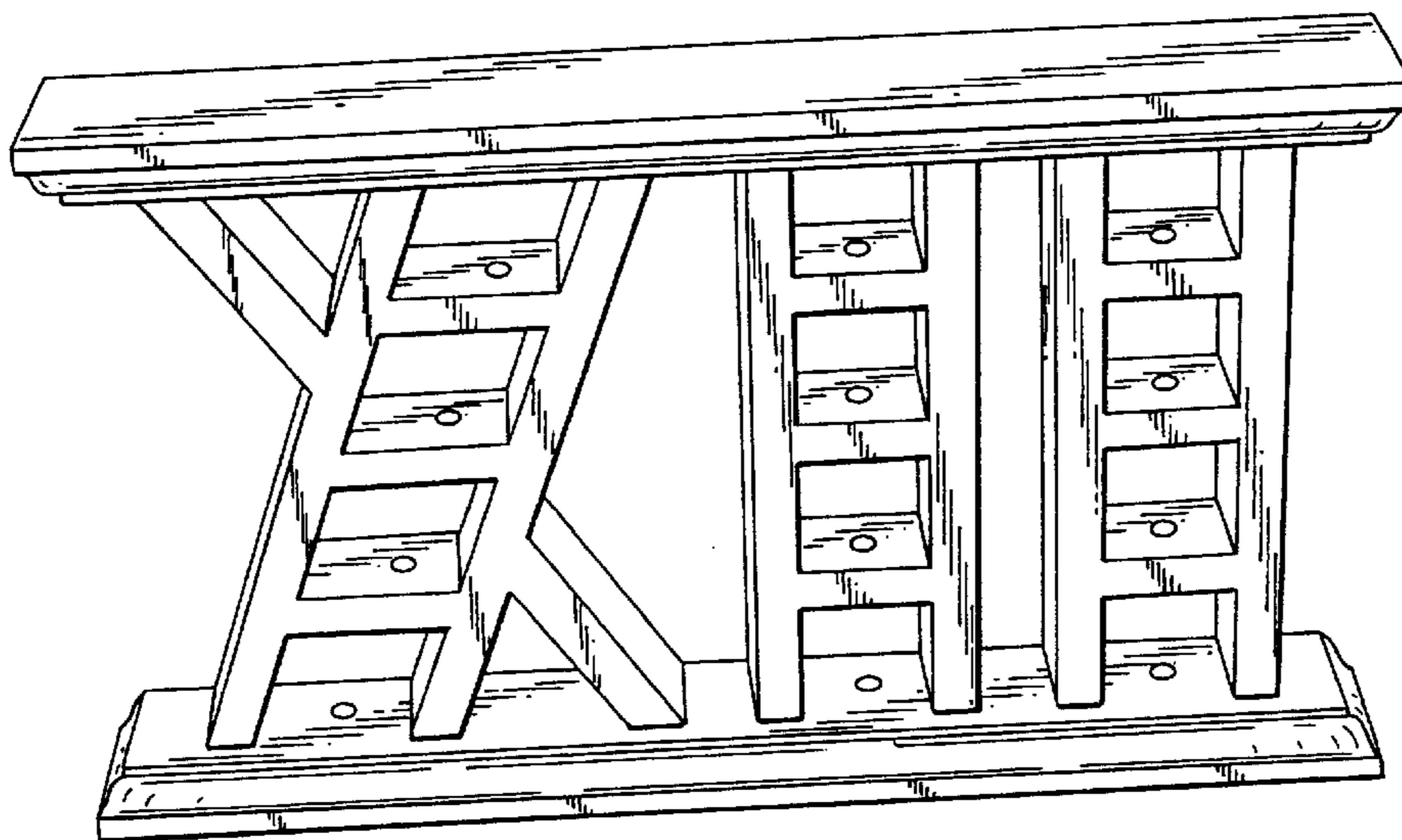


FIG. 1

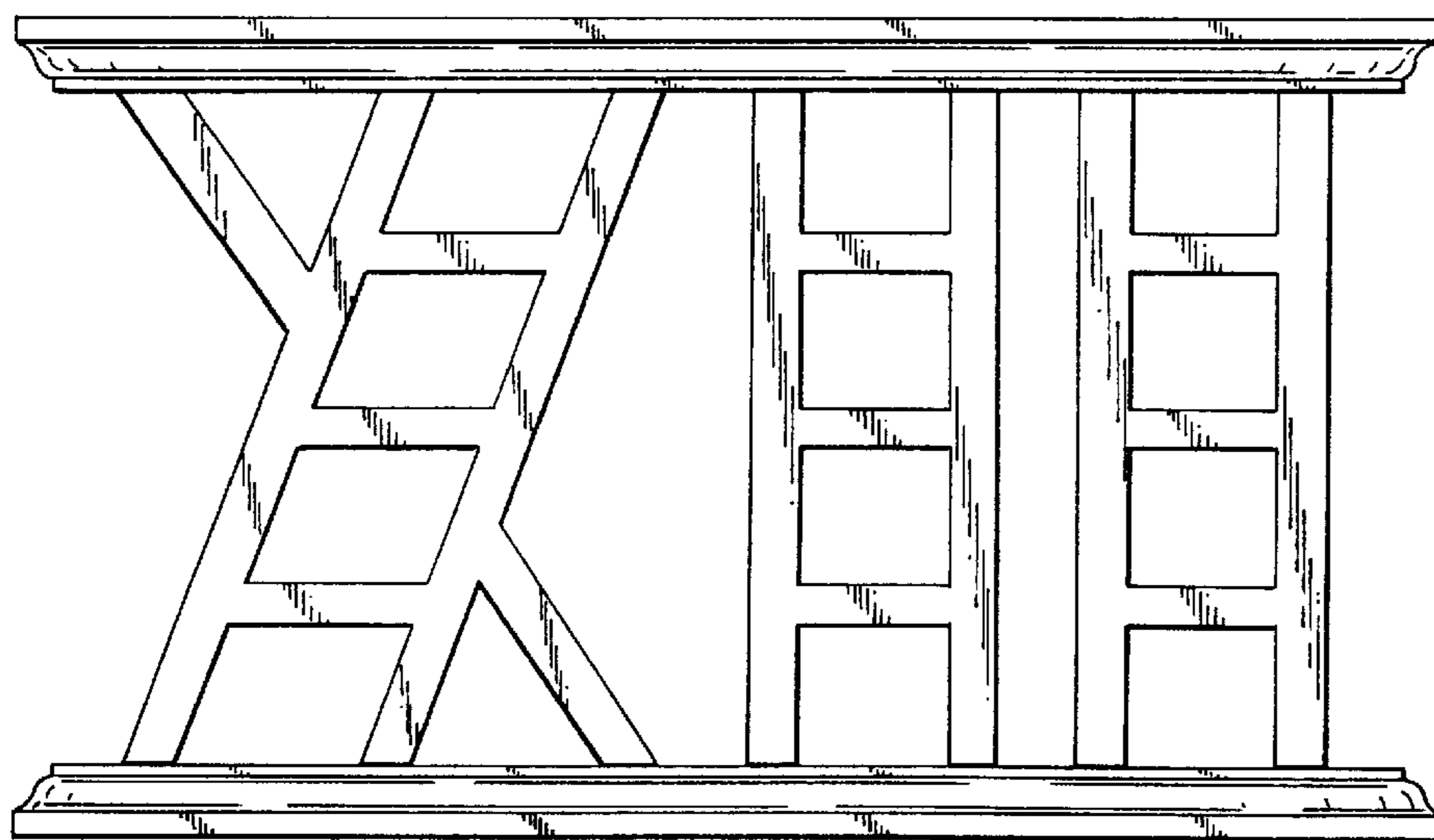


FIG. 2




FIG. 3




FIG. 4

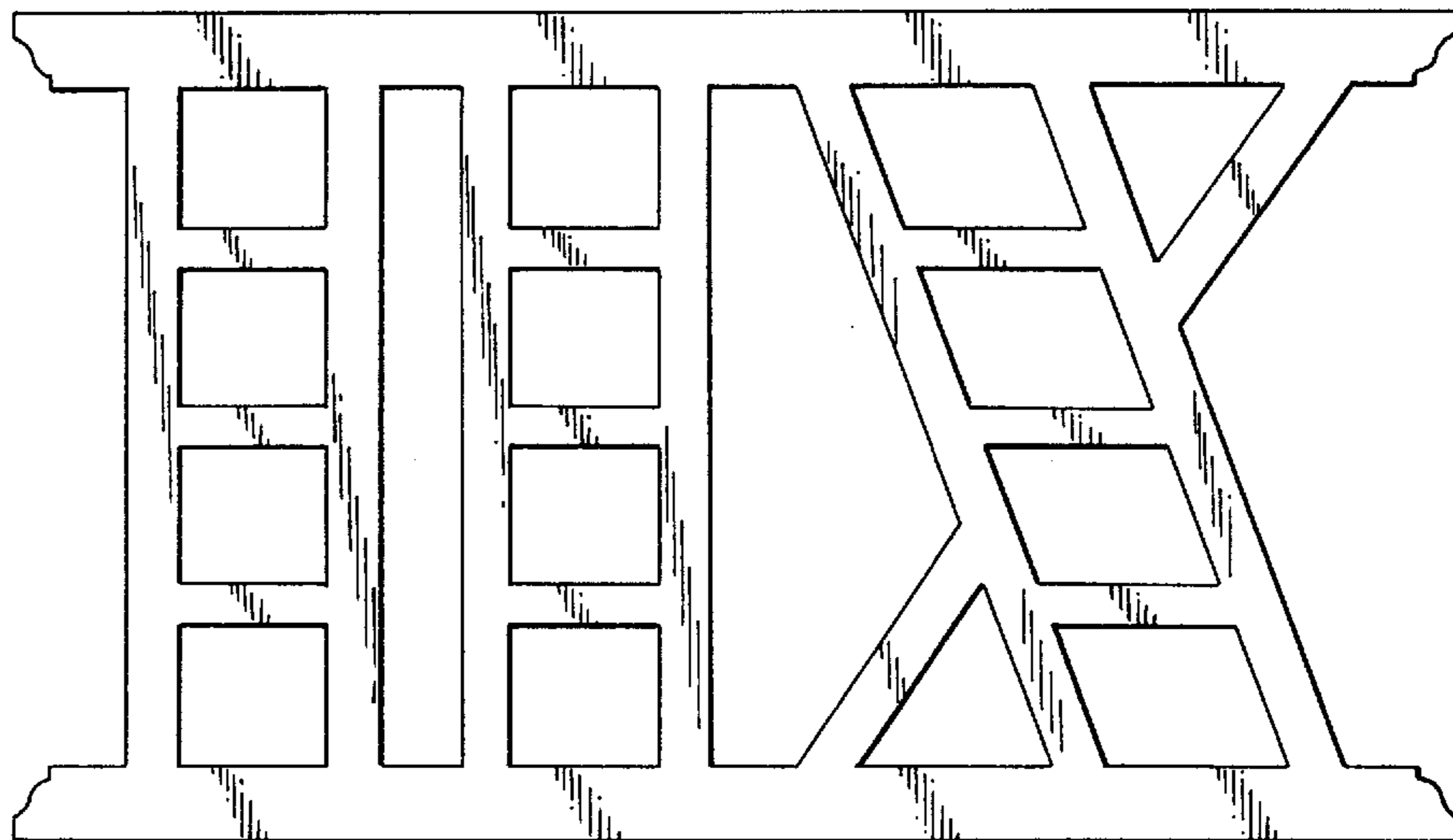


FIG. 5




FIG. 6




FIG. 7