



US00D420530S

# United States Patent [19] Cain

[11] Patent Number: **Des. 420,530**

[45] Date of Patent: **\*\* Feb. 15, 2000**

[54] **CHEST**

[75] Inventor: **Charles C. Cain**, High Point, N.C.

[73] Assignee: **Thomasville Furniture Industries, Inc.**, Thomasville, N.C.

[\*\*] Term: **14 Years**

[21] Appl. No.: **29/094,527**

[22] Filed: **Oct. 5, 1998**

[51] **LOC (7) Cl.** ..... **06-04**

[52] **U.S. Cl.** ..... **D6/439**

[58] **Field of Search** ..... D6/432-448; 312/204,  
312/257

[56] **References Cited**

**U.S. PATENT DOCUMENTS**

D. 368,183	3/1996	Shih et al.	.....	D6/440
D. 371,019	6/1996	Walters, III et al.	.....	D6/439
D. 382,138	8/1997	Mann	.....	D6/445
D. 390,045	2/1998	Walters, III et al.	.....	D6/439
D. 399,371	10/1998	Zaidman	.....	D6/445
D. 405,983	2/1999	Zaidman	.....	D6/439

**OTHER PUBLICATIONS**

Ernst Rettelbush, "Handbook of Historic Ornament: From Ancient Times to Biedermeier," pp. 138 (door panels), 105 (door panels), and 109, believed to be prior art.

Folio 10, Henredon Furniture Industries, Inc., believed to be prior art.

*Primary Examiner*—Carmen H Vales-Lado  
*Attorney, Agent, or Firm*—Rhodes & Mason, P.L.L.C.

[57] **CLAIM**

The ornamental design for a chest, as shown and described.

**DESCRIPTION**

FIG. 1 is a front perspective view of a chest showing my new design;

FIG. 2 is a side elevational view, the opposite side being a mirror image thereof;

FIG. 3 is a front elevational view thereof;

FIG. 4 is an enlarged partial top left corner perspective view thereof; and,

FIG. 5 is an enlarged partial bottom left corner perspective view thereof.

The top, bottom and rear views of the design are not shown and form no part of the claimed design. The dashed lines represent environmental elements only and form no part of the claimed design.

**1 Claim, 5 Drawing Sheets**






FIG. 1

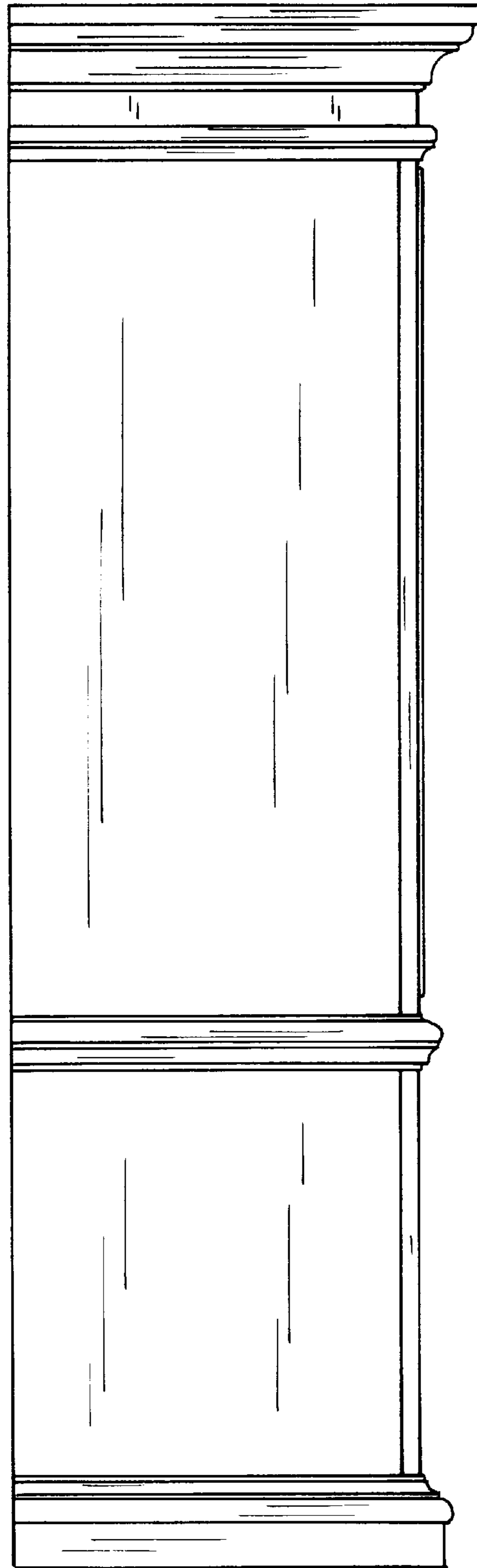


FIG. 2




FIG. 3




FIG. 4




FIG. 5