



US00D420526S

United States Patent [19] Darensbourg

[11] Patent Number: **Des. 420,526**

[45] Date of Patent: **** Feb. 15, 2000**

[54] **DESK EXTENSION**

[76] Inventor: **Andre Darensbourg**, 913 Canyon Ridge Dr., De Soto, Tex. 75115-3819

[**] Term: **14 Years**

[21] Appl. No.: **29/086,635**

[22] Filed: **Apr. 16, 1998**

[51] **LOC (7) Cl.** **06-04**

[52] **U.S. Cl.** **D6/418**

[58] **Field of Search** D6/418, 422-428, D6/491; 312/194-196; 108/152, 108; 248/242, 246, 122

[56] **References Cited**

U.S. PATENT DOCUMENTS

D. 276,779	12/1984	Gomez	D6/418
D. 292,352	10/1987	Hampshire et al.	D6/418
D. 377,275	1/1997	Diletto	D6/418
3,181,485	5/1965	Dotson et al.	108/152 X

3,267,887	8/1966	Boyd	108/152
3,822,847	7/1974	Emmons	108/152 X
4,311,101	1/1982	De Almagro	108/152
4,783,036	11/1988	Vossoughi	248/122 X
4,953,716	9/1990	Rapoport	108/152 X
5,738,320	4/1998	Matos et al.	248/242
5,855,346	1/1999	Hall	248/246

Primary Examiner—Carmen H. Vales-Lado

[57] **CLAIM**

The ornamental design for a desk extension, as shown.

DESCRIPTION

FIG. 1 is a left side elevational view of a desk extension showing my new design;

FIG. 2 is a right side elevational view thereof;

FIG. 3 is a rear elevational view thereof;

FIG. 4 is a front elevational view thereof;

FIG. 5 is a top plan view thereof; and,

FIG. 6 is a bottom plan view thereof.

1 Claim, 3 Drawing Sheets

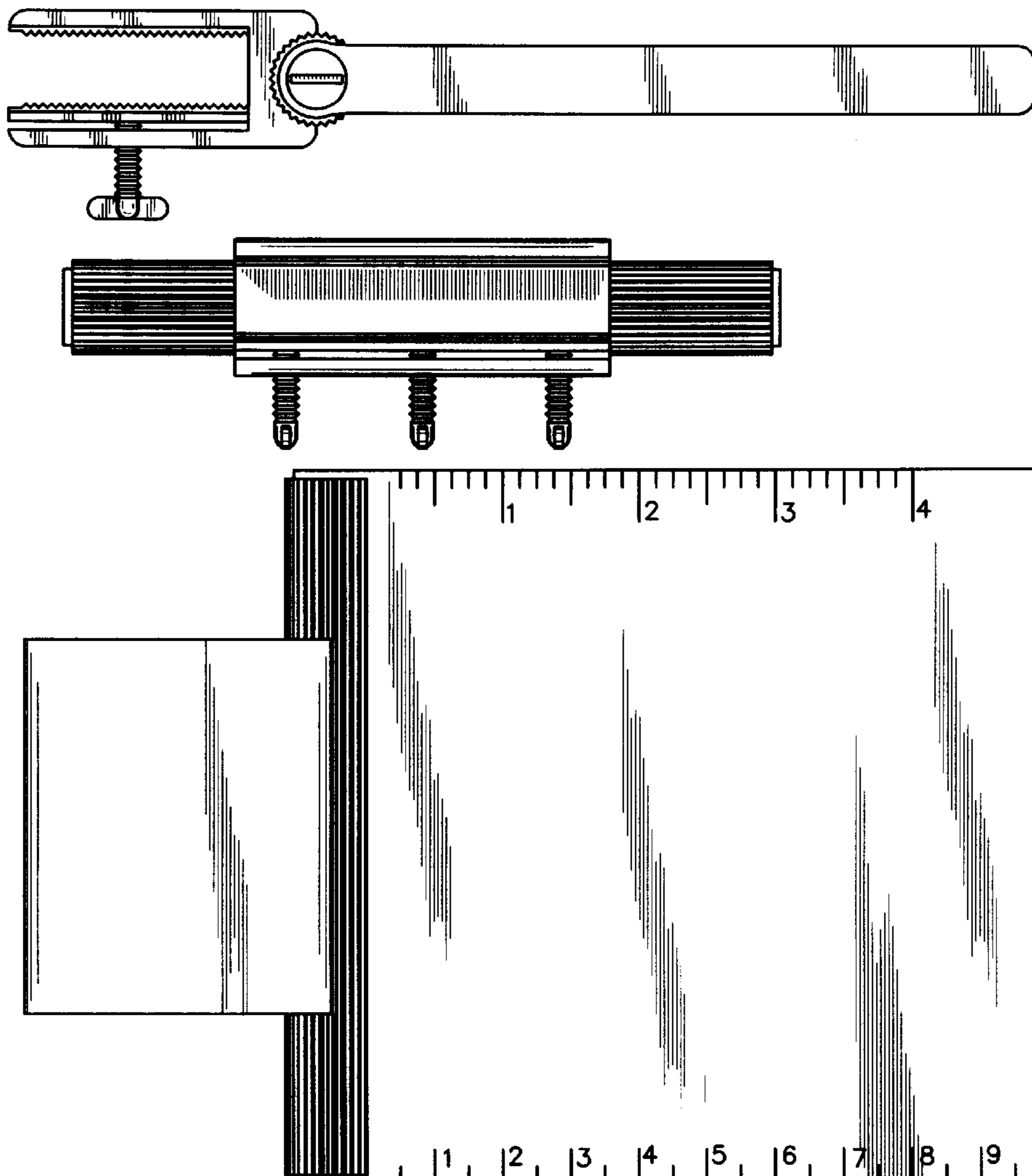


FIG. 1




FIG. 2



FIG. 3

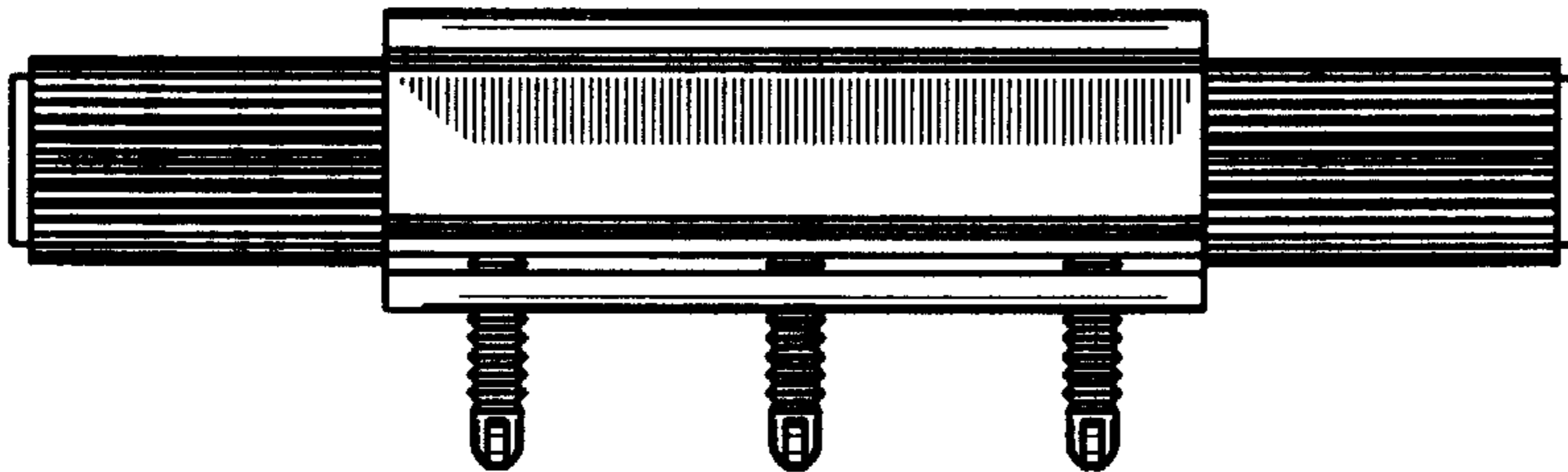


FIG. 4

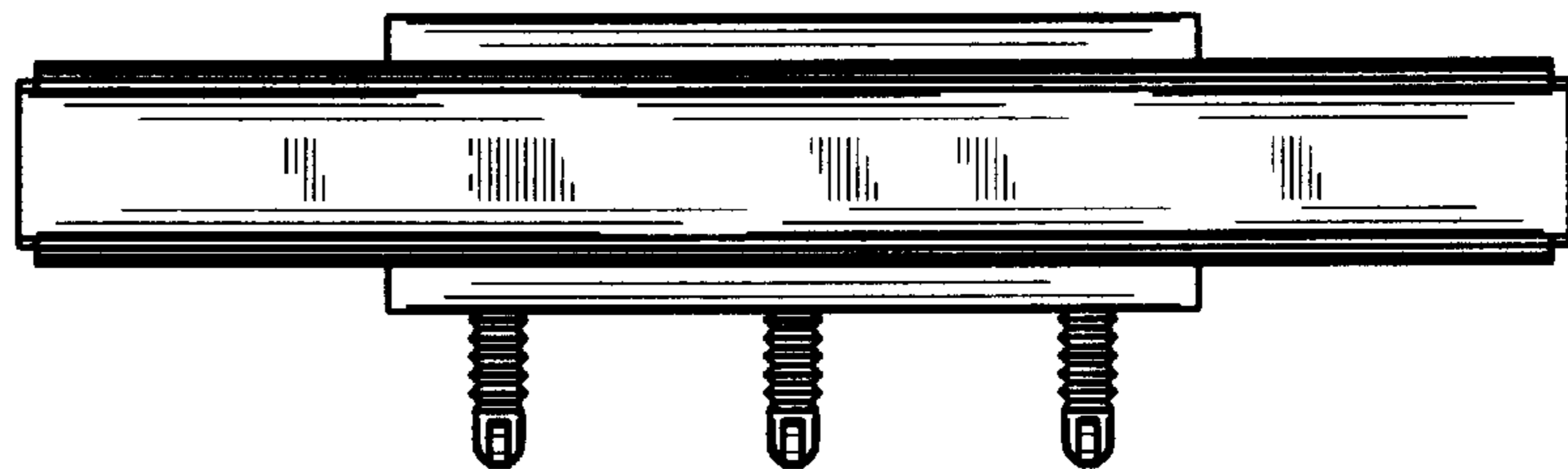


FIG. 5

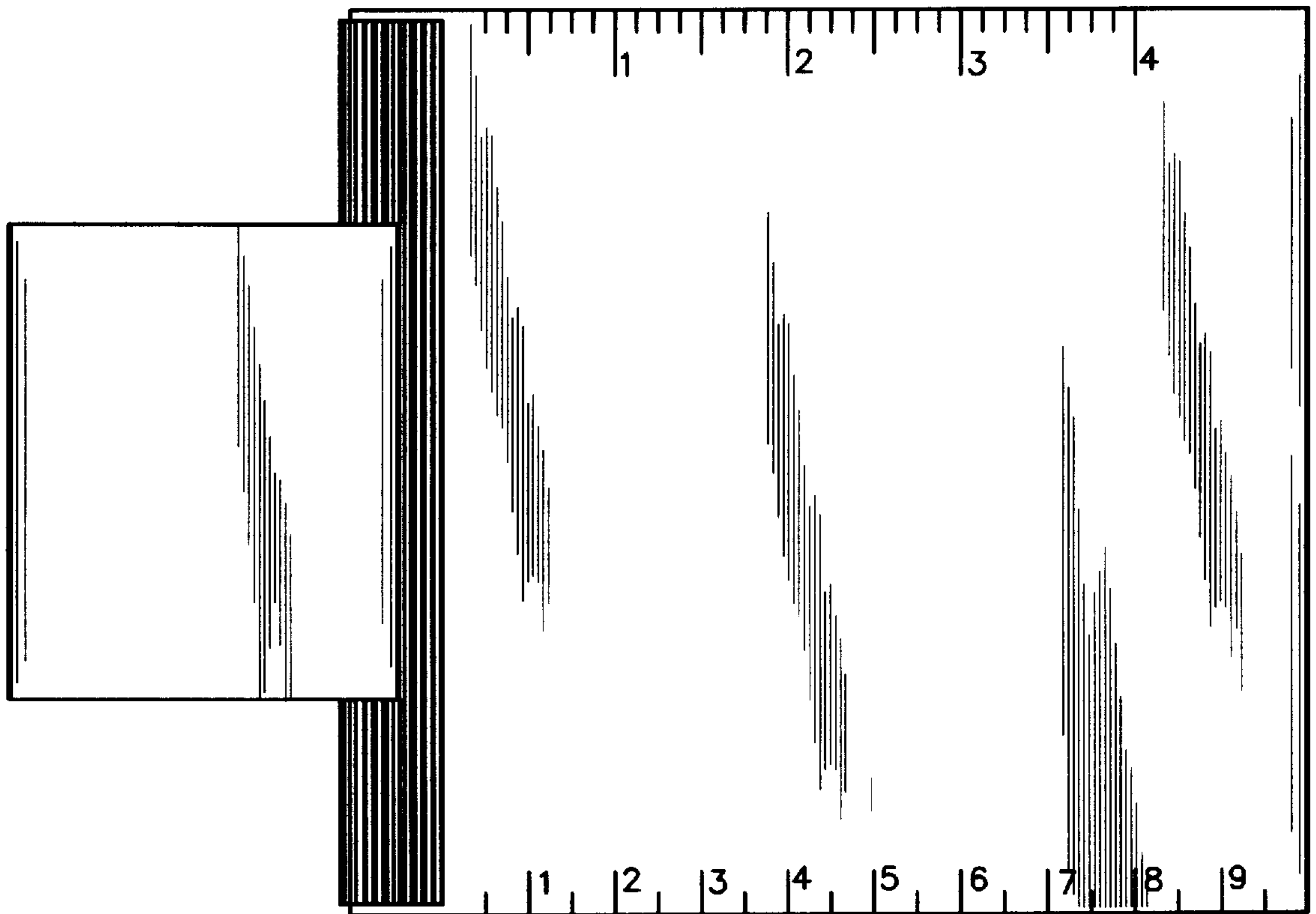


FIG. 6

