



US00D420524S

**United States Patent** [19]  
**Gagnon et al.**

[11] **Patent Number: Des. 420,524**

[45] **Date of Patent: \*\* Feb. 15, 2000**

[54] **CHAIR**

[75] Inventors: **Brian Gagnon**, Moorestown, N.J.;  
**Ralph Cusato**, Downsview, Canada

[73] Assignee: **Global Upholstery Company**,  
Downsview, Canada

[\*\*] Term: **14 Years**

[21] Appl. No.: **29/092,519**

[22] Filed: **Aug. 20, 1998**

**Related U.S. Application Data**

[62] Division of application No. 29/059,441, Sep. 11, 1996.

[51] **LOC (7) Cl.** ..... **06-01**

[52] **U.S. Cl.** ..... **D6/373**

[58] **Field of Search** ..... D6/334, 371, 372,  
D6/373, 374, 375, 379, 380, 500, 501,  
502; 297/445.1, 448.1, 448.2

[56] **References Cited**

**U.S. PATENT DOCUMENTS**

D. 236,049	7/1975	Tacke	.....	D6/373
D. 282,417	2/1986	Murry	.....	D6/373
D. 295,237	4/1988	Fink	.....	D6/373
D. 298,188	10/1988	Hansel	.....	D6/366

D. 318,959	8/1991	Fink	.....	D6/373
D. 321,993	12/1991	Zagaroli et al.	.....	D6/366
D. 322,898	1/1992	Zapf	.....	D6/366
D. 369,494	5/1996	George et al.	.....	D6/373
D. 369,705	5/1996	George et al.	.....	D6/500
D. 379,408	5/1997	Feldberg	.....	D6/366

**OTHER PUBLICATIONS**

AGI Portfolio, front cover, chair #9026-2 ESS at mid-page left.

Brayton International, p. 5, Chair #959 shown, ©1986.  
Interior, p. 28, chair at top centre, Apr. 1978.

*Primary Examiner*—Gary D. Watson

*Attorney, Agent, or Firm*—Philip C. Mendes da Costa;  
Bereskin & Parr

[57] **CLAIM**

The ornamental design for a chair, as shown and described.

**DESCRIPTION**

FIG. 1 is a perspective view from the front and to one side of the chair.

FIG. 2 is a front elevational view of the chair of FIG. 1.

FIG. 3 is a side elevational view of the chair of FIG. 1. The other side of the chair is a mirror image of this side.

FIG. 4 is a rear elevational view of the chair of FIG. 1; and, FIG. 5 is a top plan view of the chair of FIG. 1.

**1 Claim, 2 Drawing Sheets**




FIG. 1.

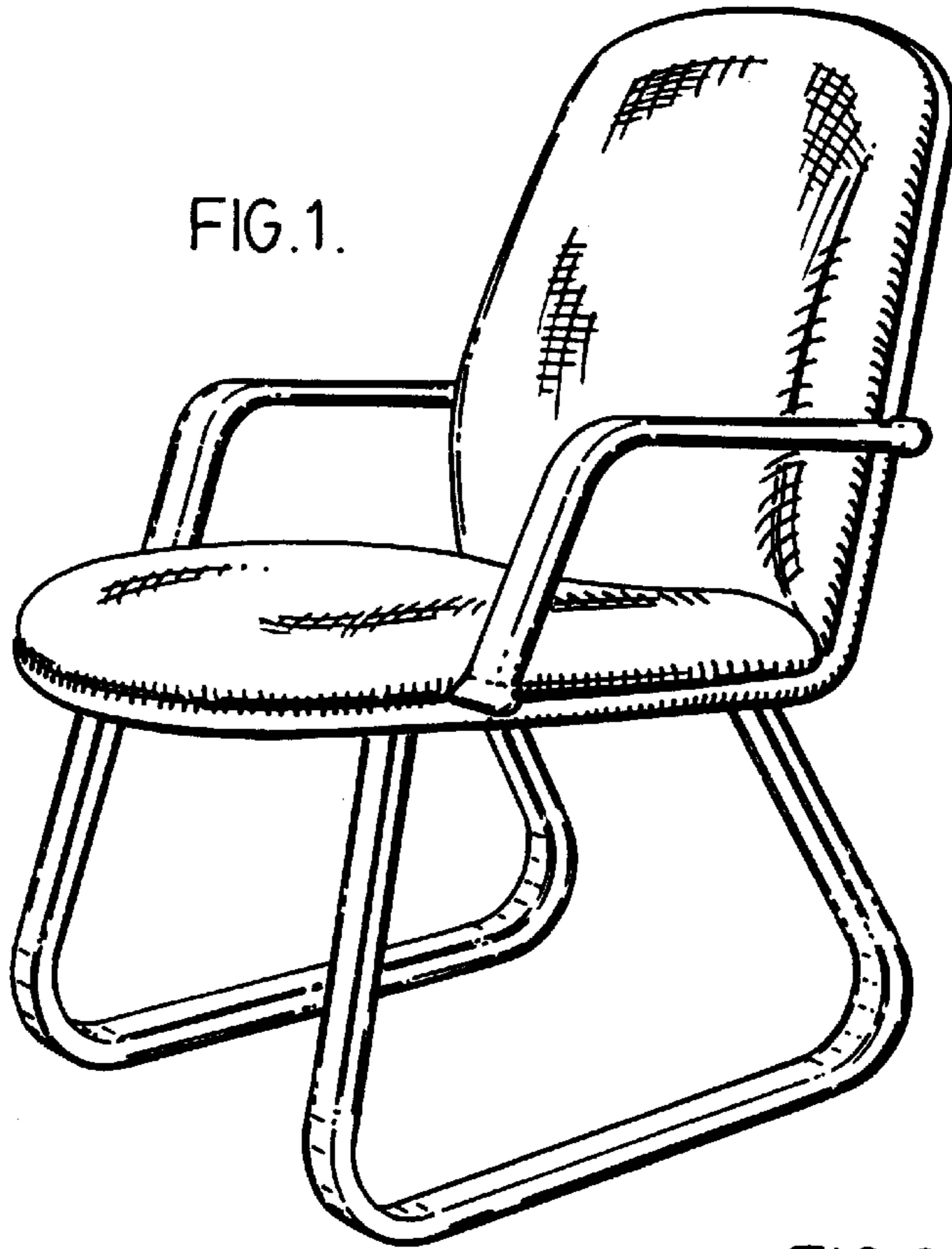


FIG. 2.





FIG. 3.



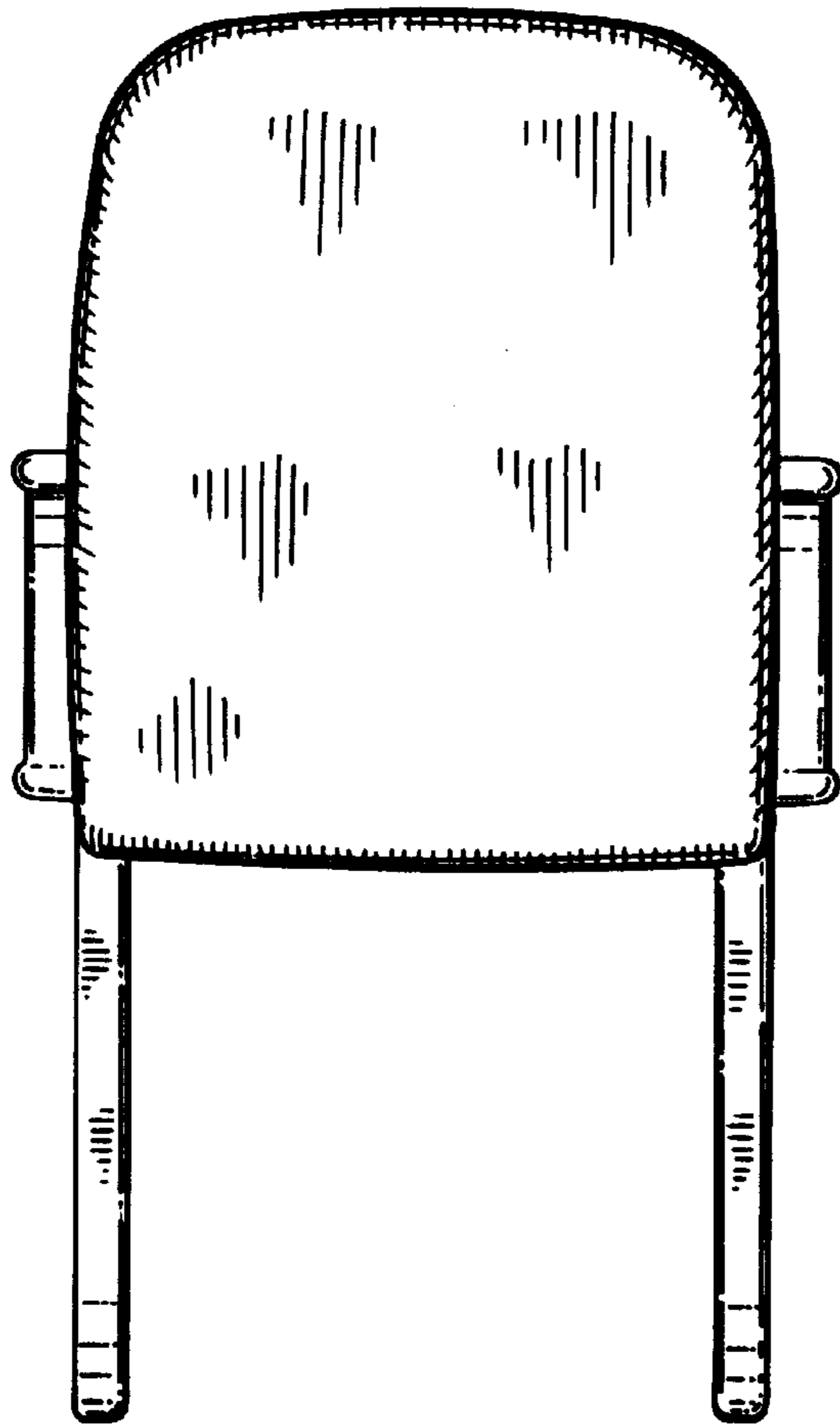


FIG. 4.

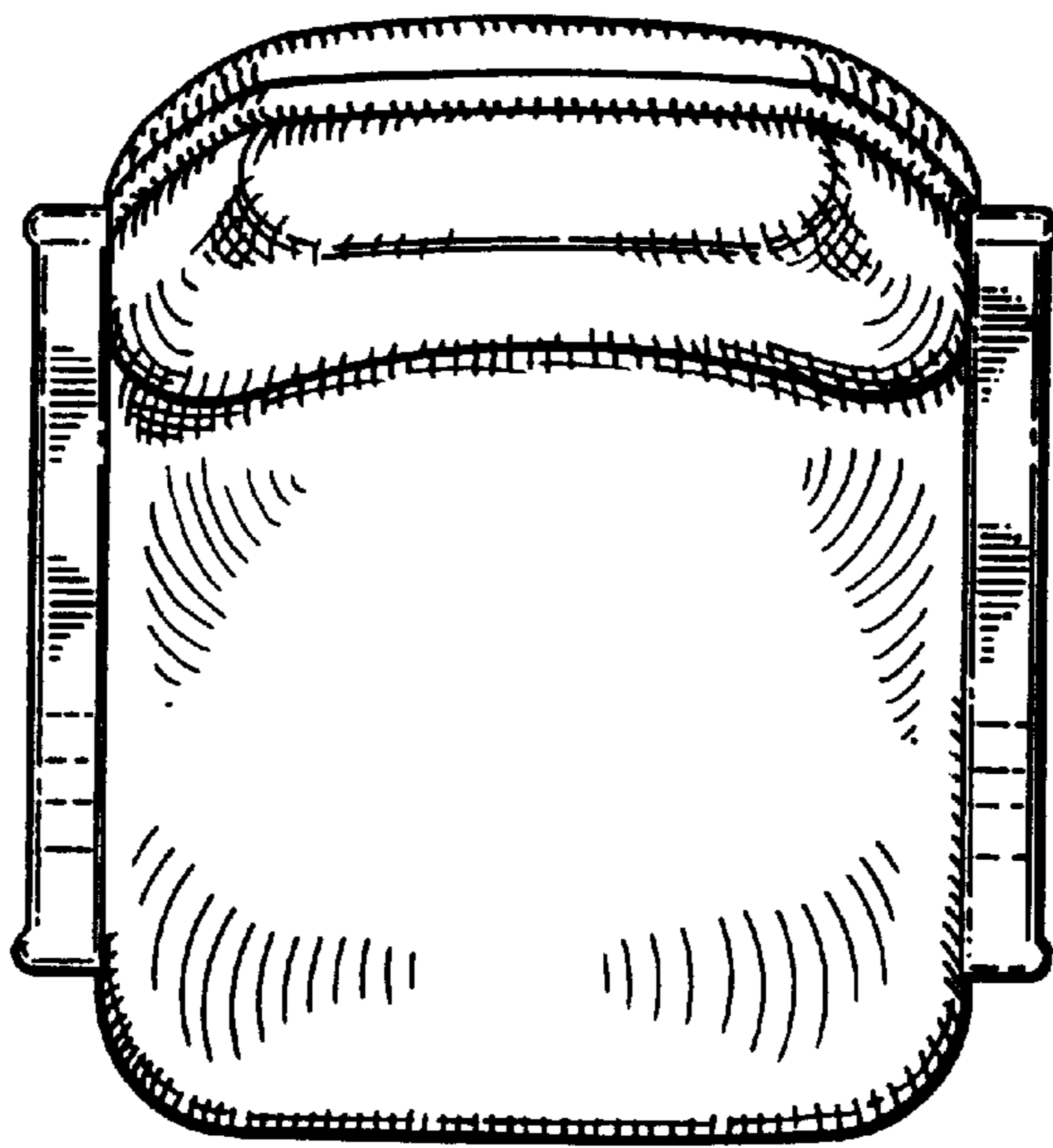


FIG. 5.