



US00D420523S

**United States Patent** [19]  
**Stumpf et al.**

[11] **Patent Number: Des. 420,523**  
[45] **Date of Patent: \*\* Feb. 15, 2000**

[54] **CHAIR**

[75] Inventors: **William E. Stumpf; Rodney C. Schoenfelder**, both of Minneapolis, Minn.; **Donald Chadwick**, Los Angeles, Calif.; **Carolyn Keller Maalouf**, Holland, Mich.

[73] Assignee: **Herman Miller, Inc.**, Zeeland, Mich.

[\*\*] Term: **14 Years**

[21] Appl. No.: **29/089,040**

[22] Filed: **Jun. 5, 1998**

[51] **LOC (7) Cl.** ..... **06-01**

[52] **U.S. Cl.** ..... **D6/372**

[58] **Field of Search** ..... D6/334, 370, 371, D6/372, 373, 374, 379, 500, 501, 502; 297/451.3, 451.7, 452.13

[56] **References Cited**

**U.S. PATENT DOCUMENTS**

D. 130,925	12/1941	Roth .	
D. 133,848	9/1942	Brodovitch .	
D. 147,133	7/1947	Mankki .	
D. 193,508	9/1962	Nakamura .	
D. 208,301	8/1967	Richards .	
D. 211,459	6/1968	Parker .	
D. 217,863	6/1970	Parker .	
D. 224,190	7/1972	Strässle .	
D. 224,191	7/1972	Strässle .	
D. 224,765	9/1972	Manning .	
D. 234,478	3/1975	Koepke .....	D6/372
D. 262,502	1/1982	Wilson .....	D6/372
D. 267,990	2/1983	Buhk et al. .	
D. 268,716	4/1983	Ochsner .	
D. 269,142	5/1983	Umanoff .	
D. 273,251	4/1984	Petitt .	
D. 274,675	7/1984	Diffrient .....	D6/366
D. 294,434	3/1988	Zakharov .....	D6/360
D. 296,960	8/1988	Fenske .....	D6/366
D. 301,662	6/1989	Vonhausen .....	D6/366
D. 326,371	5/1992	Buchacz .....	D6/372
D. 342,404	12/1993	Homann .....	D6/500
D. 346,279	4/1994	Stumpf et al. ....	D6/366
D. 349,826	8/1994	Homann .....	D6/500
D. 377,431	1/1997	Stumpf et al. ....	D6/500
D. 386,023	11/1997	Stumpf et al. ....	D6/500
D. 399,668	10/1998	Crinion .....	D6/372
2,859,801	11/1958	Moore .....	155/157

3,627,252	12/1971	Yamaguchi .....	248/384
3,936,094	2/1976	Conrad .....	297/328
3,947,068	3/1976	Buhk .....	297/445
4,036,524	7/1977	Takamatsu .....	297/219
4,152,023	5/1979	Buhk .....	297/452
4,429,917	2/1984	Diffrient .....	297/300
4,529,247	7/1985	Stumpf et al. ....	297/301
4,641,885	2/1987	Bräuning .....	297/300
4,685,733	8/1987	Machate et al. ....	297/284
4,707,029	11/1987	Korn .....	297/300
4,709,962	12/1987	Steinmann .....	297/301
4,711,491	12/1987	Ginat .....	297/301
4,744,600	5/1988	Inoue .....	297/326
4,758,045	7/1988	Edei et al. ....	297/300
4,776,633	10/1988	Knoblock et al. ....	297/300
4,796,950	1/1989	Mrotz, III et al. ....	297/302
4,818,019	4/1989	Mrotz, III .....	297/303
4,889,385	12/1989	Chadwick et al. ....	297/302
4,909,472	3/1990	Piretti .....	248/578
4,915,449	4/1990	Piretti .....	297/326
5,026,117	6/1991	Falks et al. ....	297/304
5,029,940	7/1991	Golynsky et al. ....	297/301
5,080,318	1/1992	Takamatsu et al. ....	248/598
5,114,211	5/1992	Desanta .....	297/301

**FOREIGN PATENT DOCUMENTS**

80211449	11/1991	Taiwan .
WO 93/25121	12/1993	WIPO .

**OTHER PUBLICATIONS**

*Interiors*, Dec., 1978, p. 48.  
*Interiors*, Aug., 1981, p. 21.  
*Industrial Design*, Jun., 1983, p. 23.  
Blueprint, Oct., 1994.

*Primary Examiner*—Gary D. Watson  
*Attorney, Agent, or Firm*—Brinks Hofer Gilson & Lione

[57] **CLAIM**

The ornamental design for a chair, as shown and described.

**DESCRIPTION**

FIG. 1 is a perspective view of a chair;  
FIG. 2 is a top view of the chair;  
FIG. 3 is a front view of the chair;  
FIG. 4 is a rear view of the chair;  
FIG. 5 is a left side view of the chair, with the right side view being a mirror image thereof; and,  
FIG. 6 is a bottom view of the chair.

**1 Claim, 3 Drawing Sheets**

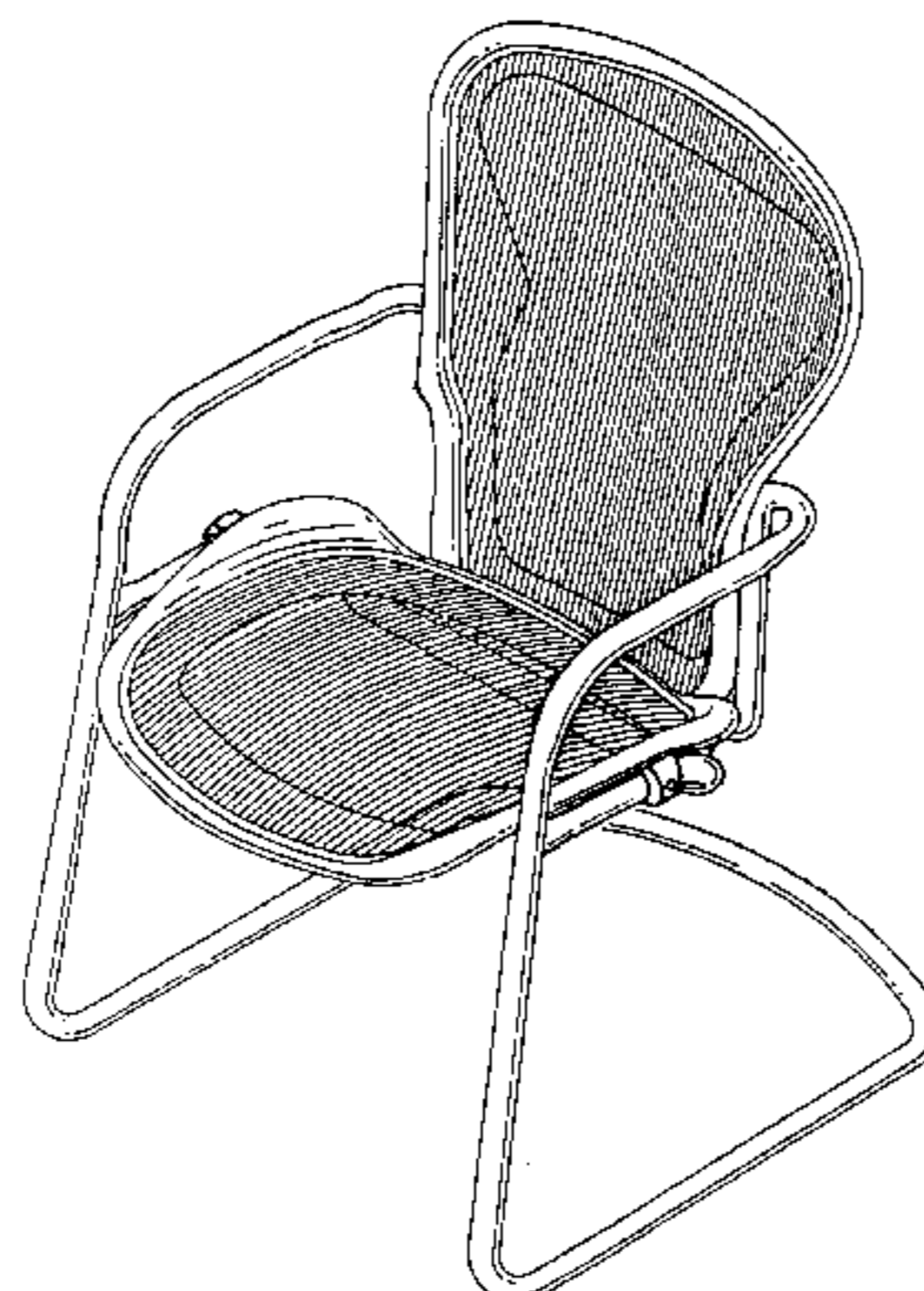


FIG. 2

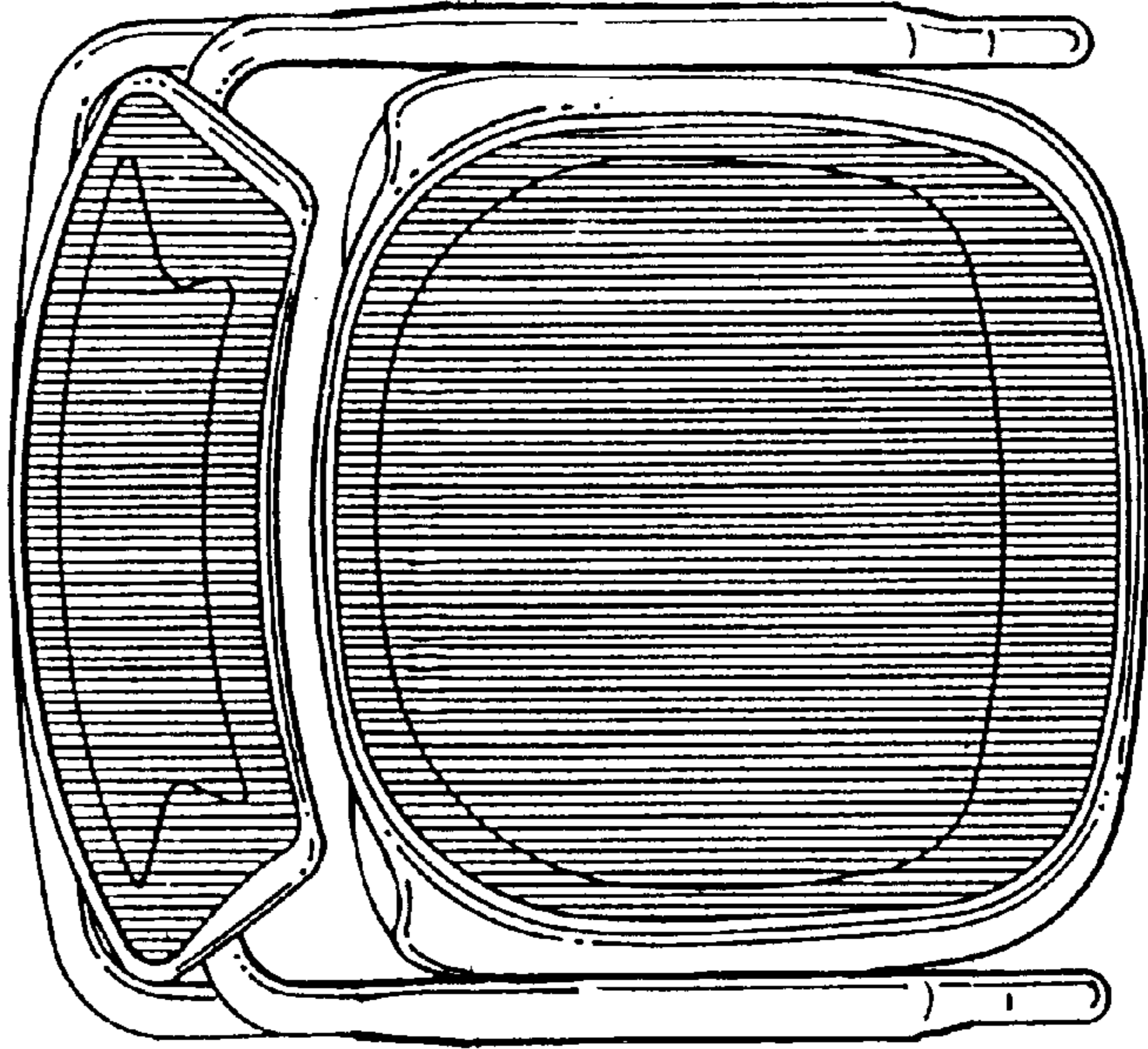


FIG. 1

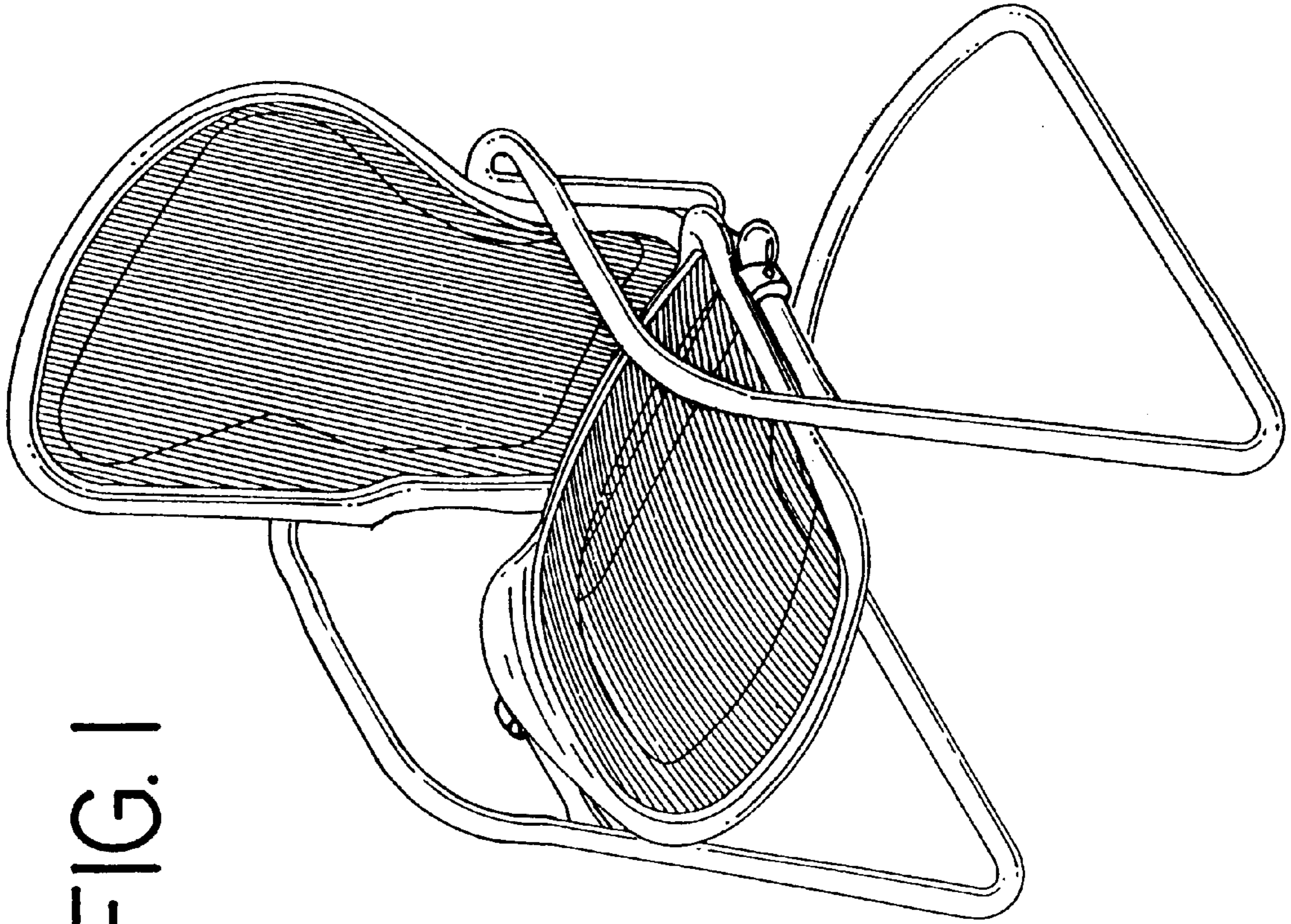


FIG. 4

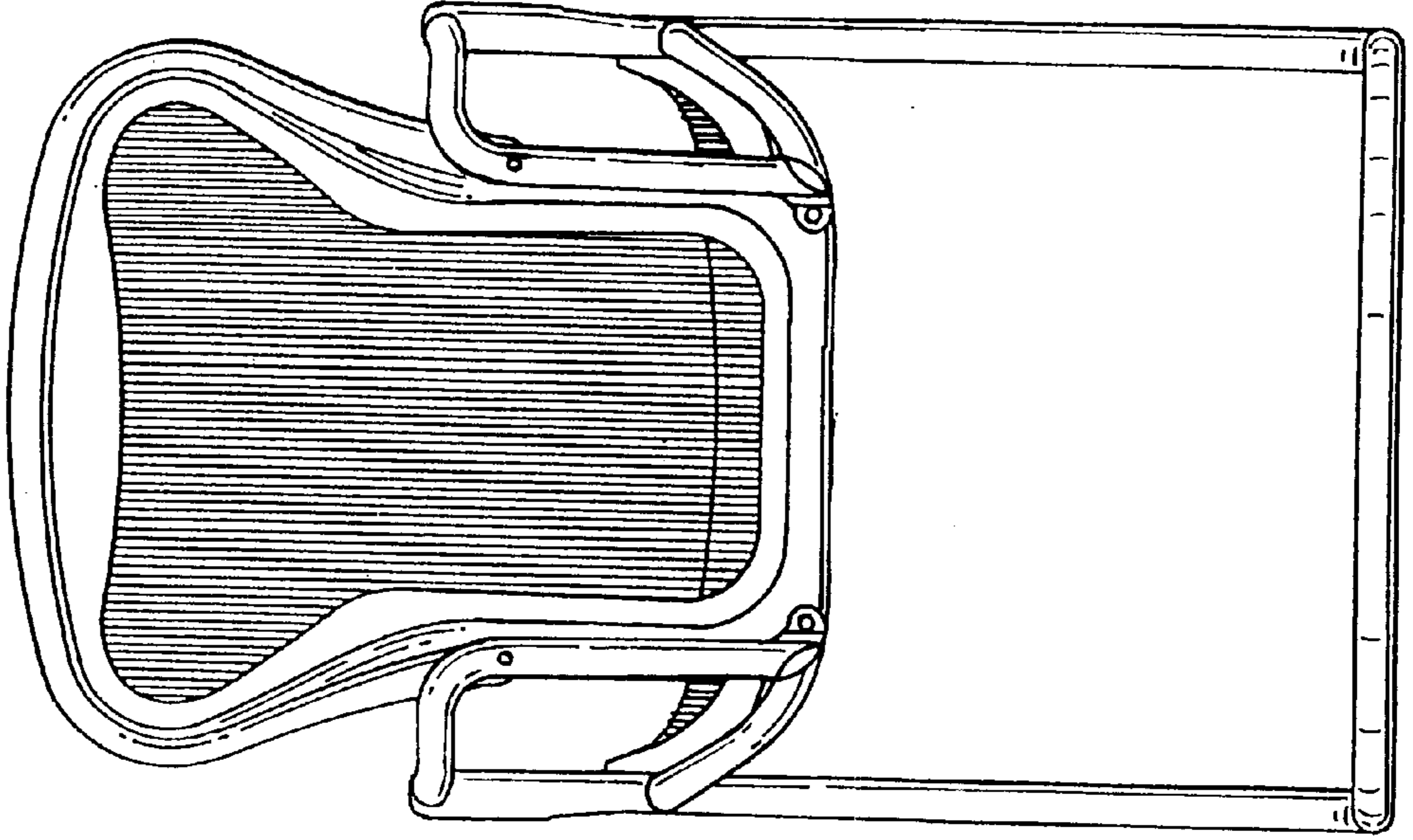


FIG. 3

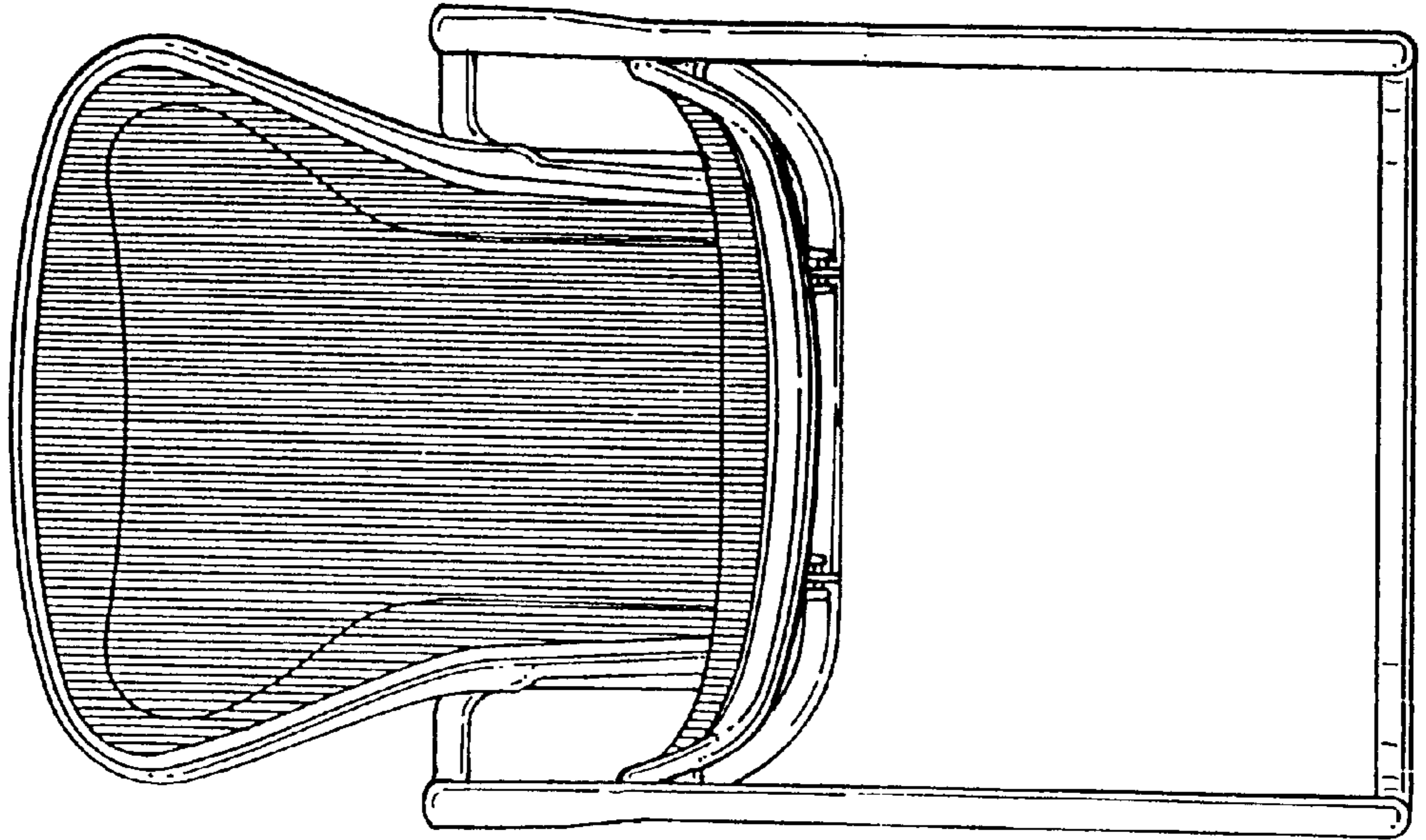


FIG. 6

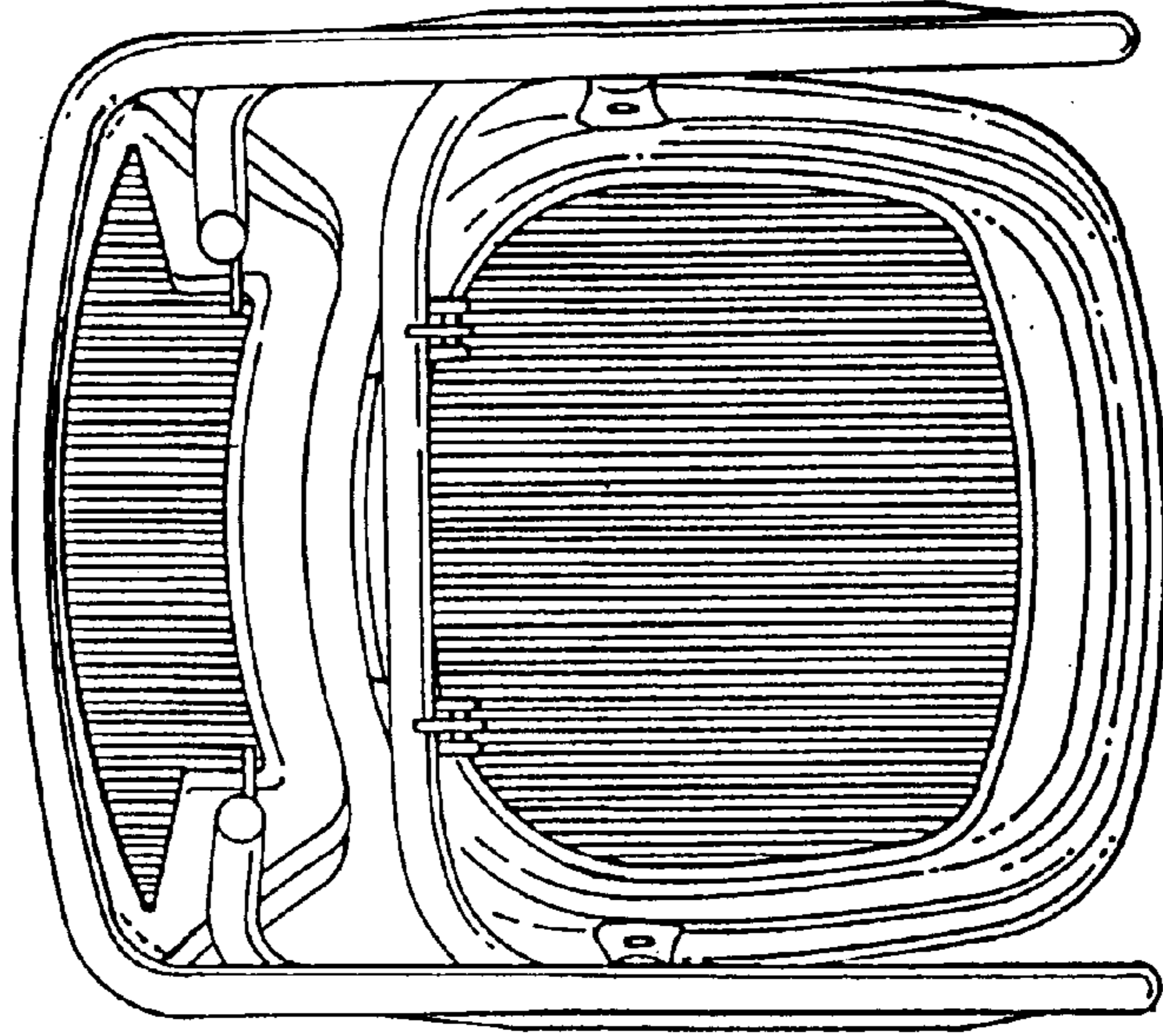


FIG. 5

