



US00D420513S

United States Patent [19]
Chen

[11] **Patent Number: Des. 420,513**

[45] **Date of Patent: ** Feb. 15, 2000**

[54] **BASKET (III)**

[76] Inventor: **Kuo-Chin Chen**, 2-1 Fl., No. 18, Alley
47, Lane 208, Jui An Street, Ta An
District, Taipei, Taiwan

[**] Term: **14 Years**

[21] Appl. No.: **29/093,993**

[22] Filed: **Sep. 23, 1998**

[51] **LOC (7) Cl.** **03-01**

[52] **U.S. Cl.** **D3/309; D3/201; D3/304;**
D3/306; D3/307; D3/308; D3/314

[58] **Field of Search** D3/301, 304, 306,
D3/307, 308, 309, 314; D11/143, 144, 145,
155; 220/485, 586

[56] **References Cited**

U.S. PATENT DOCUMENTS

D. 37,662	11/1905	Jung	D3/309 X
D. 129,380	9/1941	Heuler	D3/306
D. 341,463	11/1993	Booth	D3/306
462,361	11/1891	Miller	220/586

2,333,954	11/1943	Rocker et al.	220/586
2,472,001	5/1949	Buhovecky	220/586
4,836,392	6/1989	Constatino	220/586

Primary Examiner—Louis S. Zarfes
Assistant Examiner—Monica A. Weingart
Attorney, Agent, or Firm—Pro-Techtor-International
Services


[57] **CLAIM**

The ornamental design for a basket (III), as shown and described.

DESCRIPTION

FIG. 1 is a front elevation of a basket (III) showing my design (a rear elevation thereof is in a mirror-image relationship with the front elevation);
FIG. 2 is a left side elevation thereof (a right side elevation thereof is in a mirror-image relationship with the left side elevation);
FIG. 3 is a top plan view thereof;
FIG. 4 is a bottom plan view thereof; and,
FIG. 5 is a perspective view thereof.

1 Claim, 3 Drawing Sheets






FIG. 1




FIG. 2

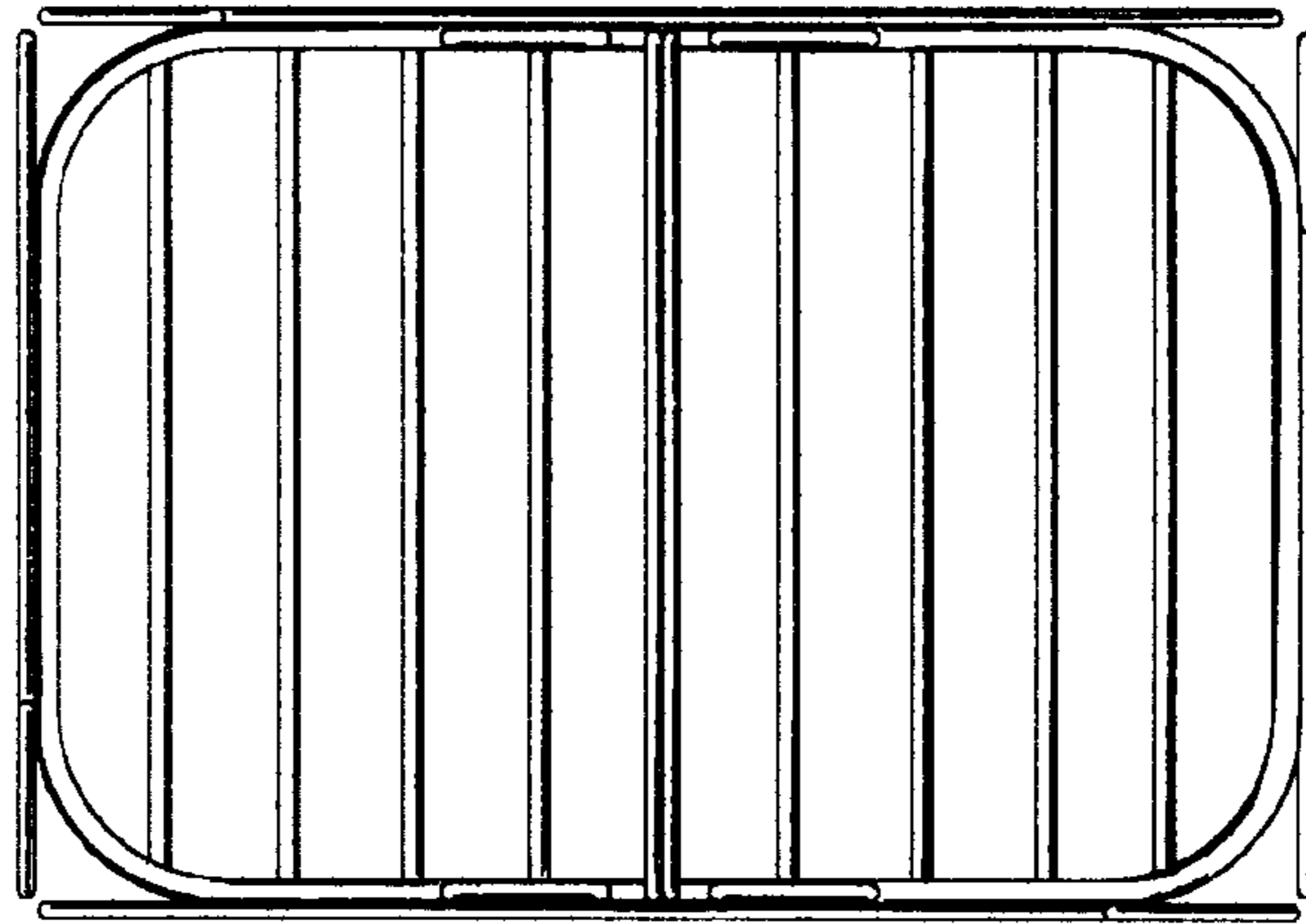


FIG. 3




FIG. 4




FIG. 5