



US00D420511S

United States Patent [19]
du Sartel

[11] **Patent Number: Des. 420,511**

[45] **Date of Patent: ** Feb. 15, 2000**

[54] **HANDBAG**

[75] Inventor: **Vincent du Sartel**, Paris, France

[73] Assignee: **Louis Vuitton Malletier, S.A.**, Paris, France

[**] Term: **14 Years**

[21] Appl. No.: **29/100,861**

[22] Filed: **Feb. 19, 1999**

[30] **Foreign Application Priority Data**

Aug. 21, 1998 [XH] Hague Agreement DM/044929

[51] **LOC (7) Cl.** **03-01**

[52] **U.S. Cl.** **D3/303; D3/232; D3/245; D3/246**

[58] **Field of Search** D3/232, 245, 246, D3/303; 150/107; 140/115; 383/6, 18, 121, 121.1

[56] **References Cited**

U.S. PATENT DOCUMENTS

D. 328,522 8/1992 Buck D3/303

D. 331,532	12/1992	Cohen et al.	383/6
1,691,741	11/1928	Snyder	383/6
2,981,990	5/1961	Balderree, Jr.	383/18
3,568,918	3/1971	Blomqvist	383/6
4,542,826	9/1985	Adams	383/6
4,836,690	6/1989	Cheng	D3/303 X

Primary Examiner—Stella Reid
Assistant Examiner—Monica A. Weingart
Attorney, Agent, or Firm—Finnegan, Henderson, Farabow, Garrett & Dunner, L.L.P.

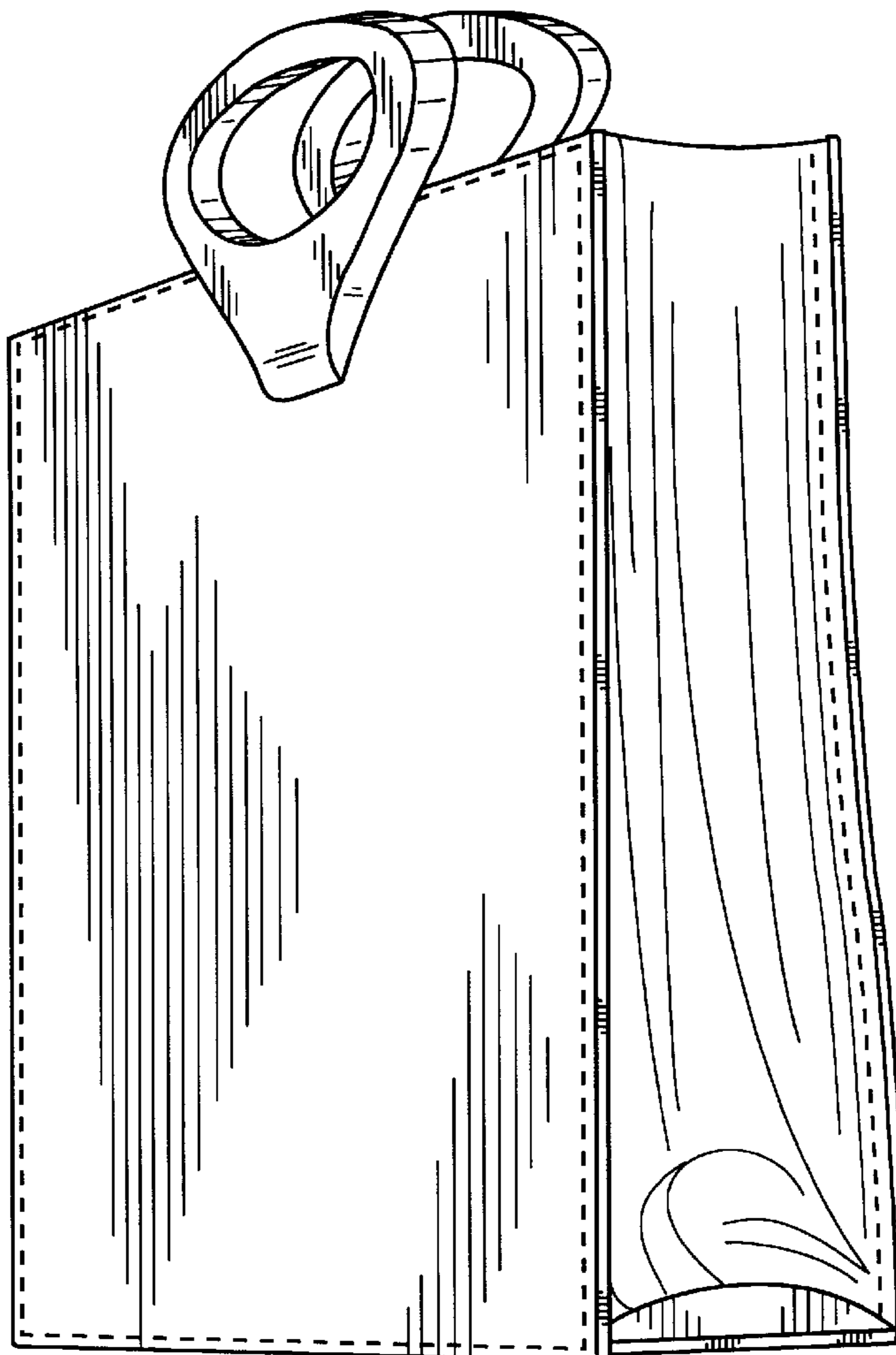
[57] **CLAIM**

The ornamental design for a handbag, as shown and described.

DESCRIPTION

FIG. 1 is a left side perspective view of the new design; FIG. 2 is the right side view of the design of FIG. 1, the left side view being a mirror image thereof; FIG. 3 is the top view; FIG. 4 is the end view thereof, with the opposite end view being a mirror image thereof; and, FIG. 5 is the bottom view.

1 Claim, 3 Drawing Sheets



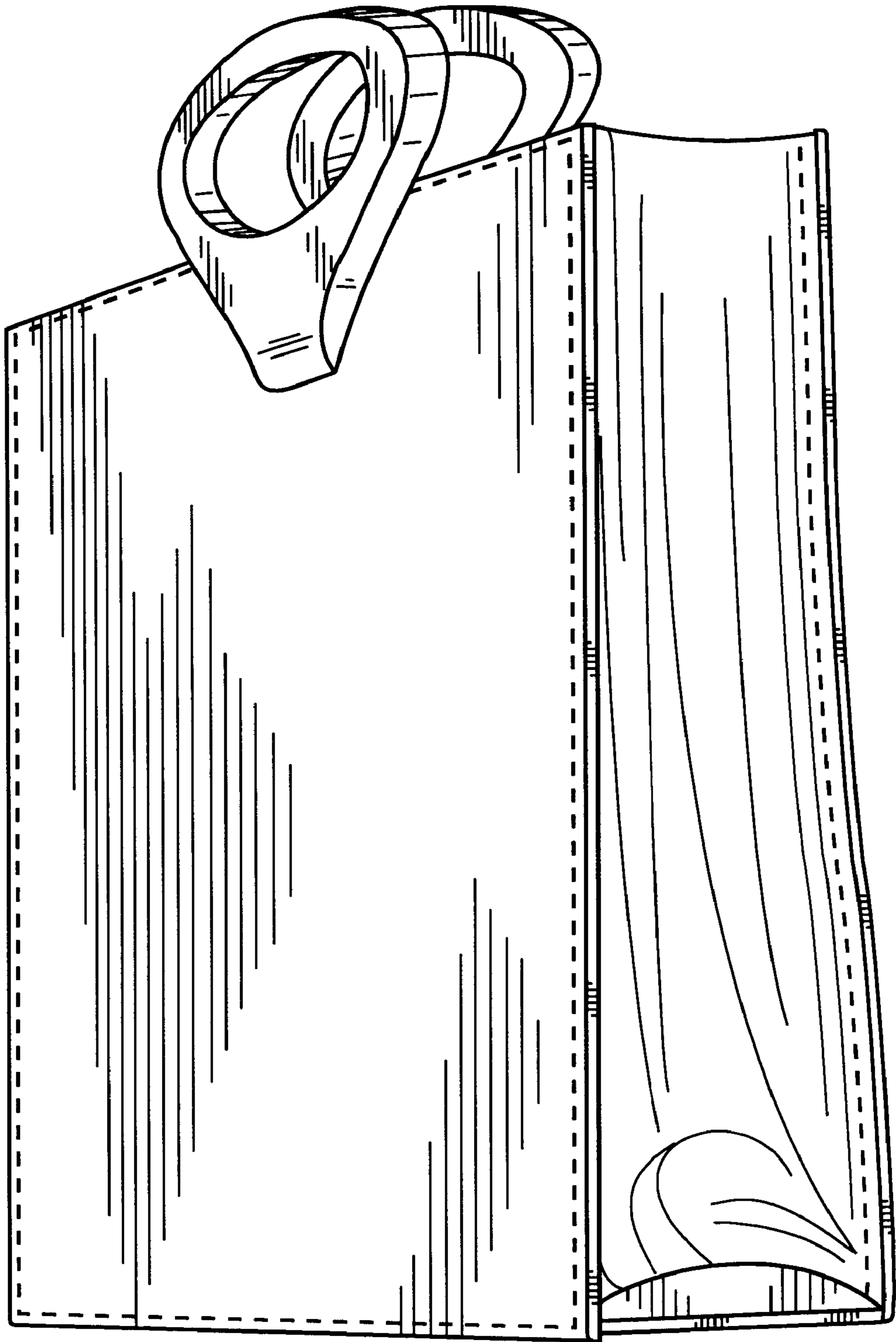


FIG. 1

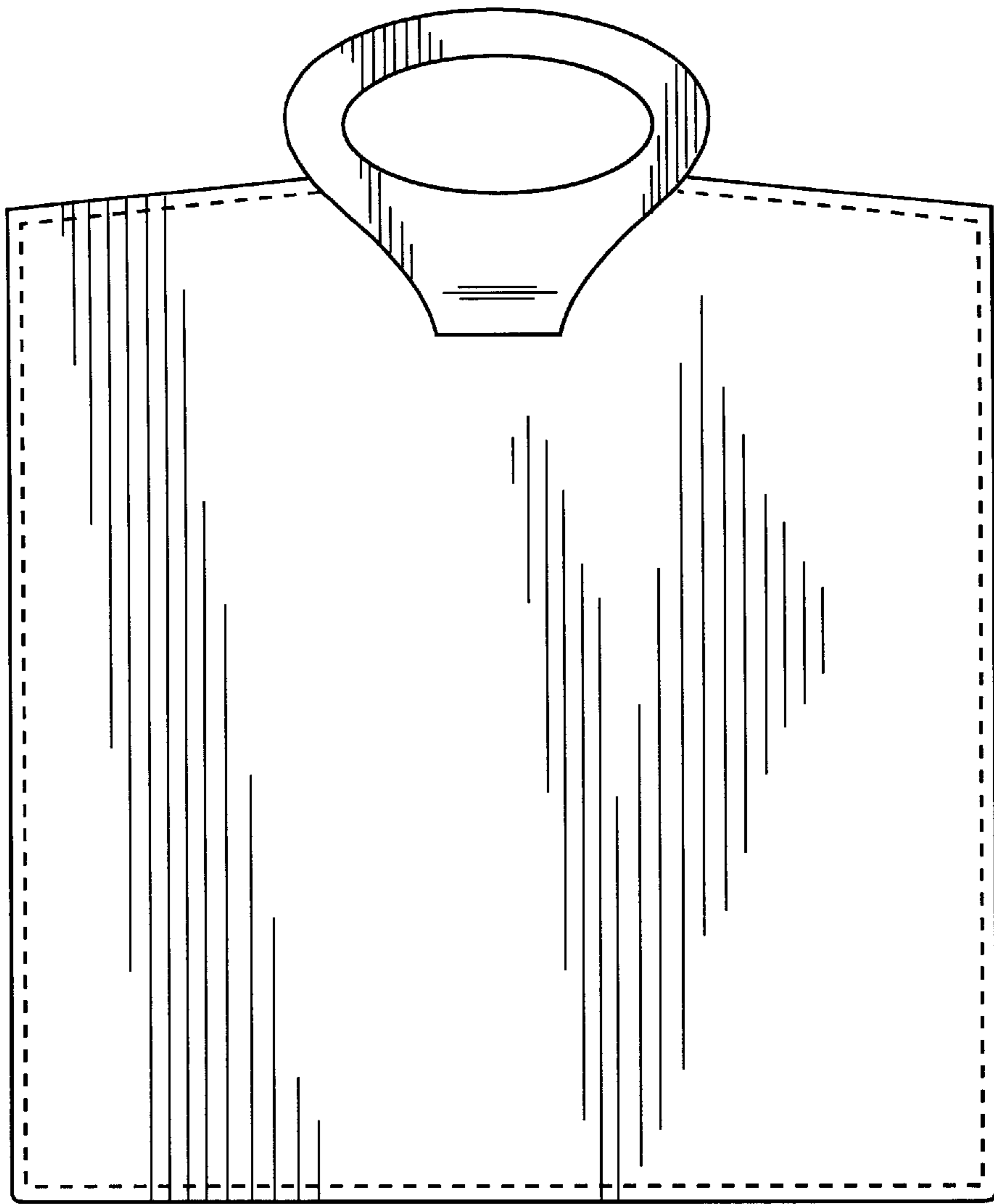


FIG. 2

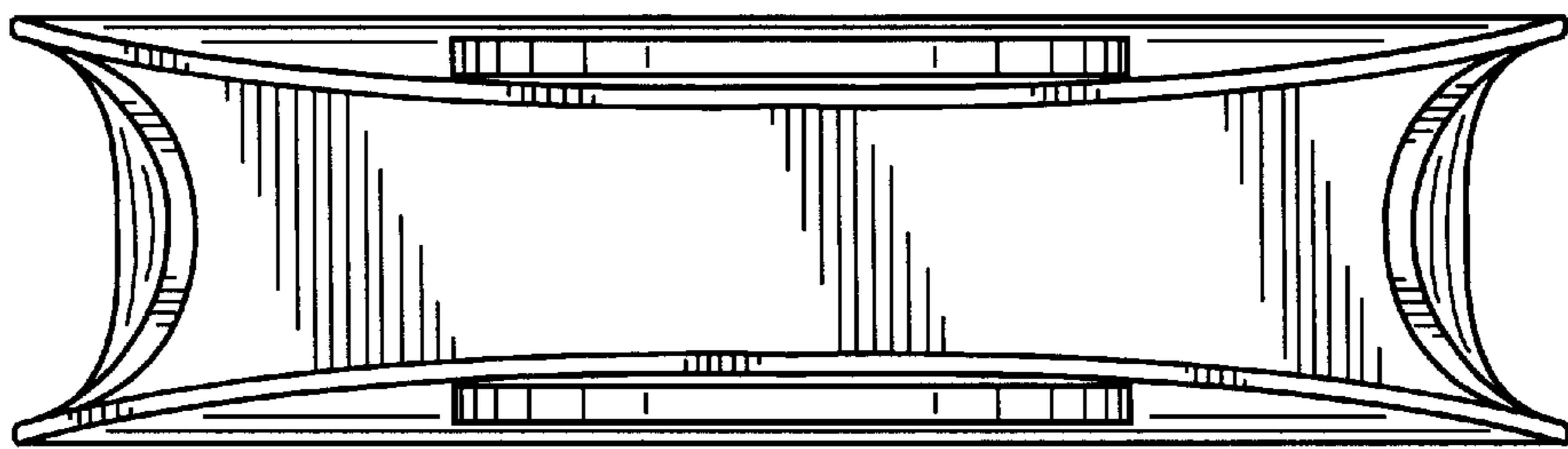


FIG. 3

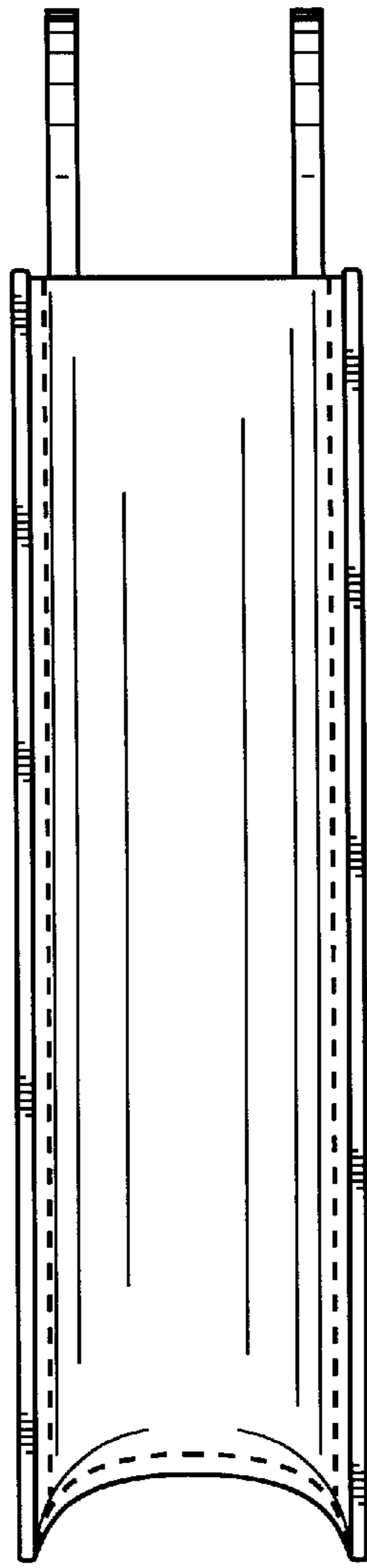


FIG. 4




FIG. 5