



US00D420510S

# United States Patent [19]

[11] **Patent Number: Des. 420,510**

**Rotan**

[45] **Date of Patent: \*\* Feb. 15, 2000**

[54] **HOSPITAL BED RAIL BAG WITH CLOSEABLE STRAPS**

D. 362,748	10/1995	Schildkraut	.....	D3/303
1,656,339	1/1928	Runyan	.....	383/38
5,012,963	5/1991	Rosenbaum	.....	383/38
5,370,246	12/1994	Traynor	.....	383/11
5,581,829	12/1996	Lee	.....	383/7
5,758,972	6/1998	Mack et al.	.....	383/11

[75] Inventor: **Caroline P. Rotan**, 5911 Sugar Hill, Houston, Tex. 77057

[73] Assignee: **Caroline P. Rotan**, Houston, Tex.

[\*\*] Term: **14 Years**

*Primary Examiner*—Doris Clark  
*Assistant Examiner*—Monica A. Weingart

[21] Appl. No.: **29/094,901**

## [57] CLAIM

[22] Filed: **Oct. 13, 1998**

The ornamental design for a hospital bed rail bag with closeable straps, as shown and described.

[51] **LOC (7) Cl.** ..... **03-01**

[52] **U.S. Cl.** ..... **D3/303; D3/201**

[58] **Field of Search** ..... D3/303, 245, 246; 224/42.11, 260, 429, 430, 609, 646, 905; 150/107, 108, 118, 137, 147, 100, 110; 383/2, 4, 7, 8, 11, 15, 24, 25, 38, 39, 75, 76, 121.1, 907; 100/1, 2, 102, 107, 108, 111, 115, 117, 118, 901, 903

## DESCRIPTION

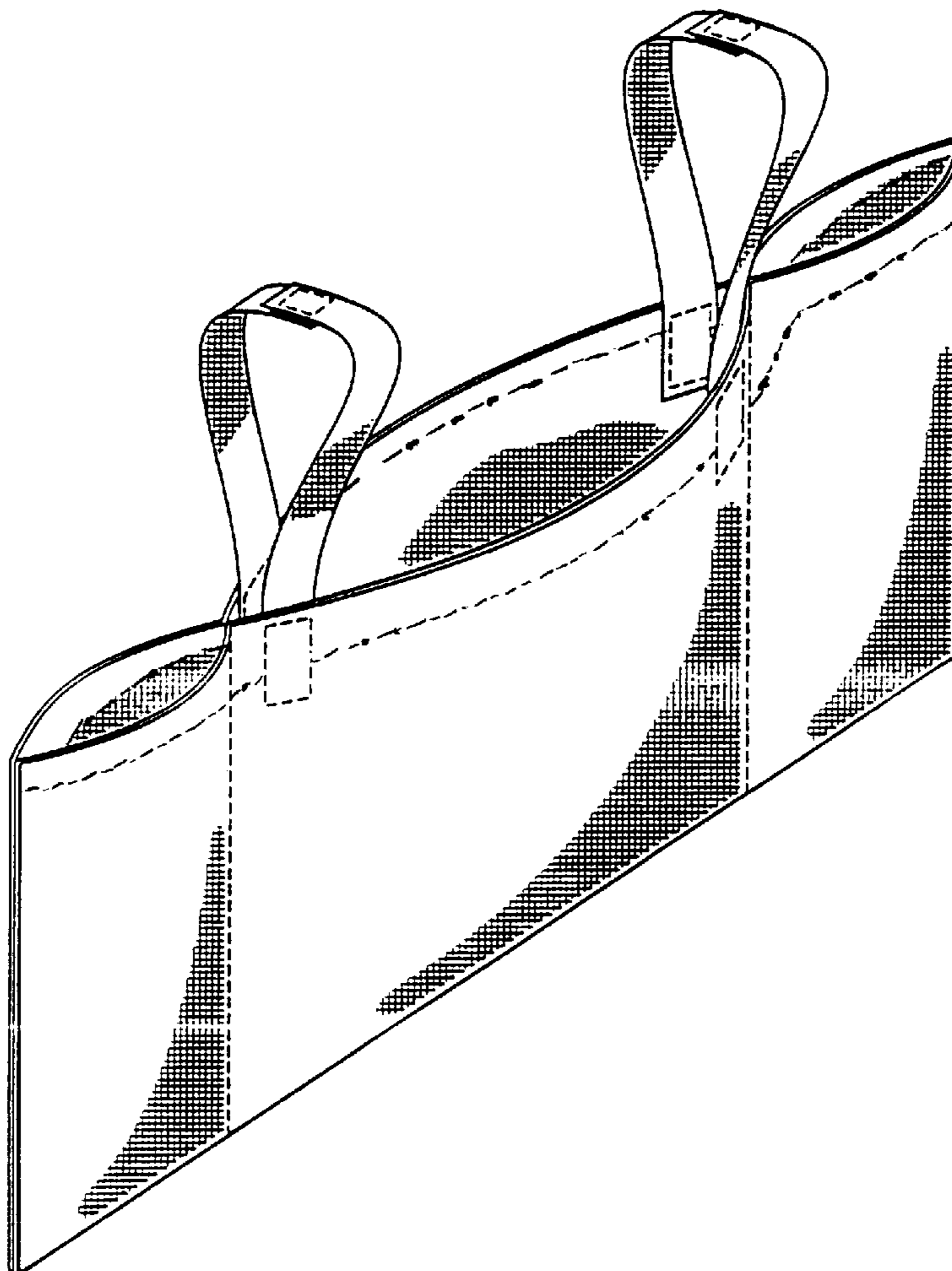
FIG. 1 is a front elevational view of a hospital bed rail bag with closeable straps showing my new design;  
FIG. 2 is a rear elevational view thereof; and,  
FIG. 3 is a perspective view thereof.

## [56] References Cited

### U.S. PATENT DOCUMENTS

D. 336,362 6/1993 McCord ..... D3/303

**1 Claim, 2 Drawing Sheets**



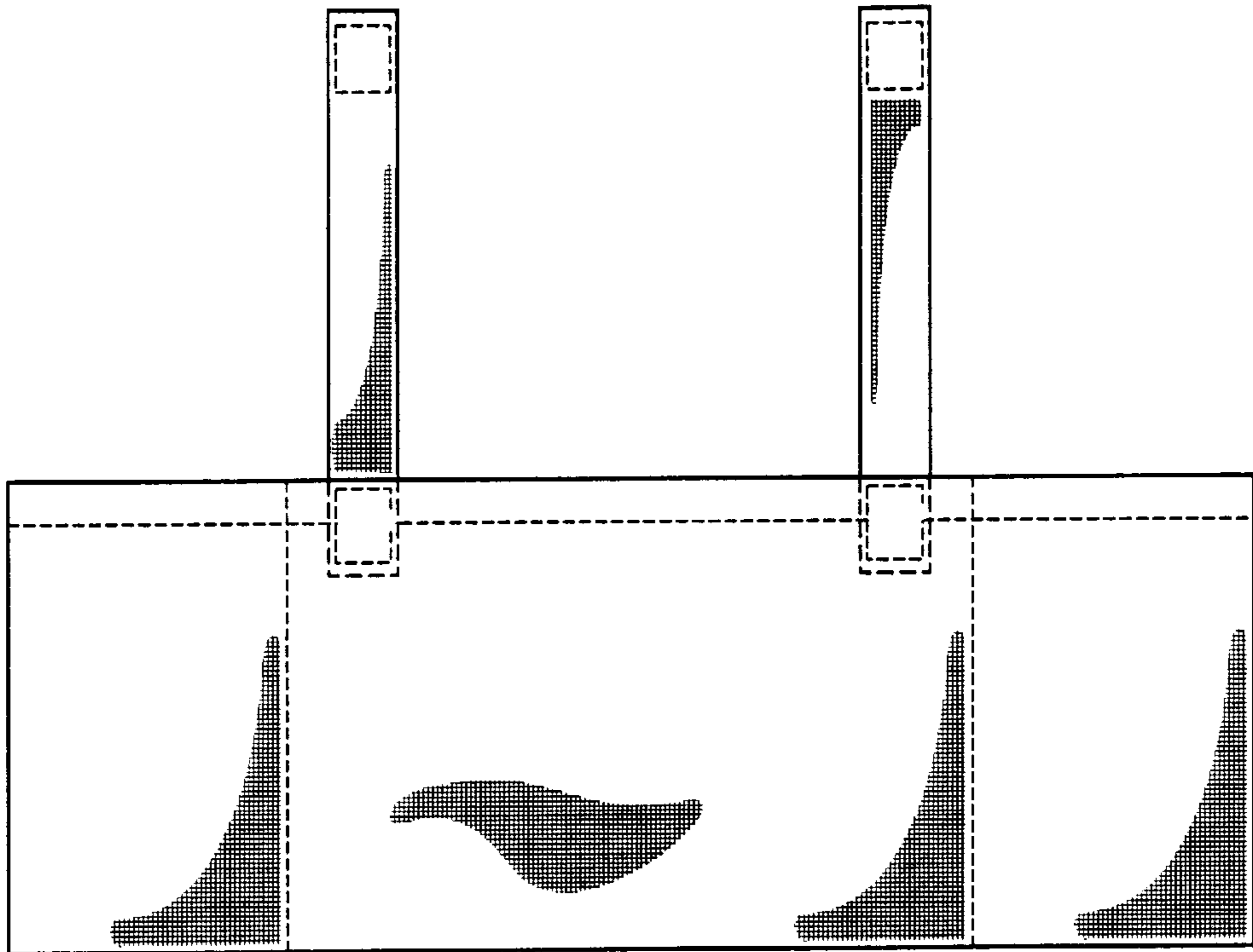


FIG. 1

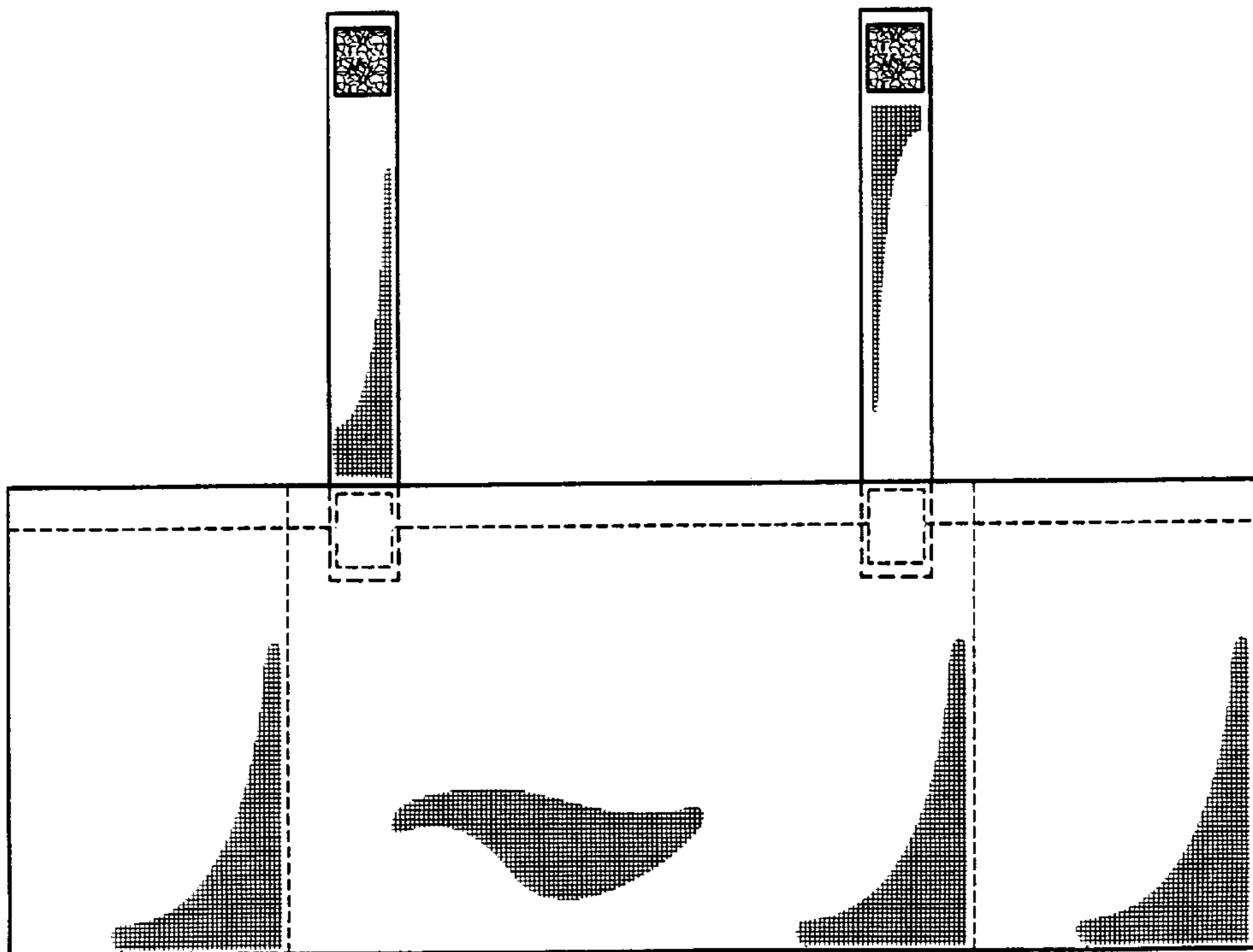


FIG. 2

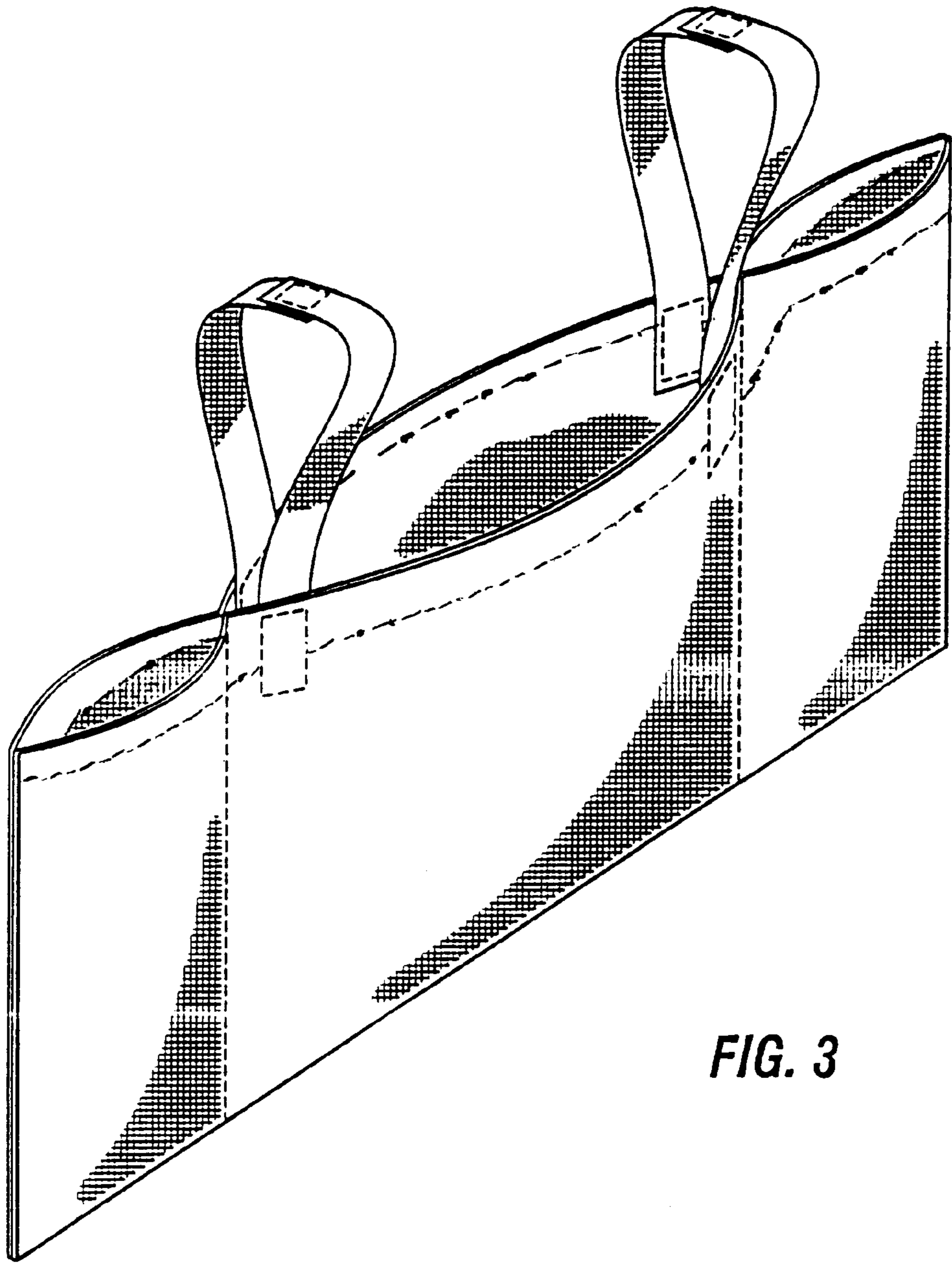


FIG. 3