



US00D420499S

**United States Patent** [19]  
**Dolinsky**

[11] **Patent Number: Des. 420,499**

[45] **Date of Patent: \*\* Feb. 15, 2000**

[54] **SHADED STRIP ARRAY ON A SHOE UPPER**

[75] Inventor: **Dennis Dolinsky**, Morristown, N.J.

[73] Assignee: **E. S. Originals, Inc.**, New York, N.Y.

[\*\*] Term: **14 Years**

[21] Appl. No.: **29/095,638**

[22] Filed: **Oct. 27, 1998**

[51] **LOC (7) Cl.** ..... **02-99**

[52] **U.S. Cl.** ..... **D2/972; D2/946**

[58] **Field of Search** ..... D2/896, 902, 907,  
D2/943, 944, 969, 972, 973; 36/45, 50.1,  
51, 77 M, 77 R, 83, 88, 89, 113, 114, 126-130

[56] **References Cited**

**U.S. PATENT DOCUMENTS**

- D. 109,226 4/1938 Lipp ..... D2/946
- D. 220,464 4/1971 Hayashi ..... D2/902
- D. 272,012 1/1984 Trevisani ..... D2/972

D. 297,884 10/1988 Brown et al. .... D2/972

**FOREIGN PATENT DOCUMENTS**

85565 1/1999 Canada .

*Primary Examiner*—Dominic Simone  
*Attorney, Agent, or Firm*—Kirschstein, et al.

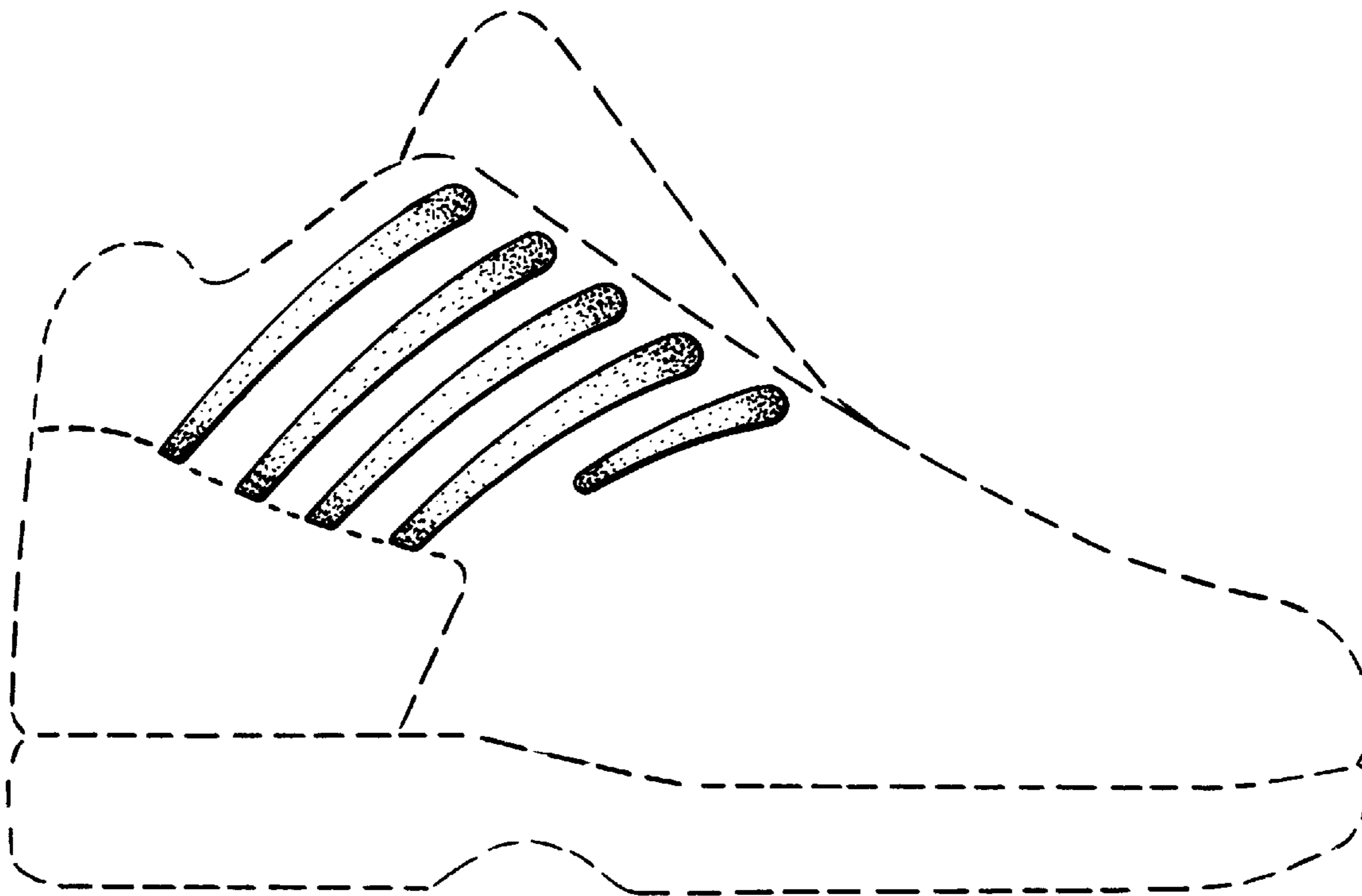
[57] **CLAIM**

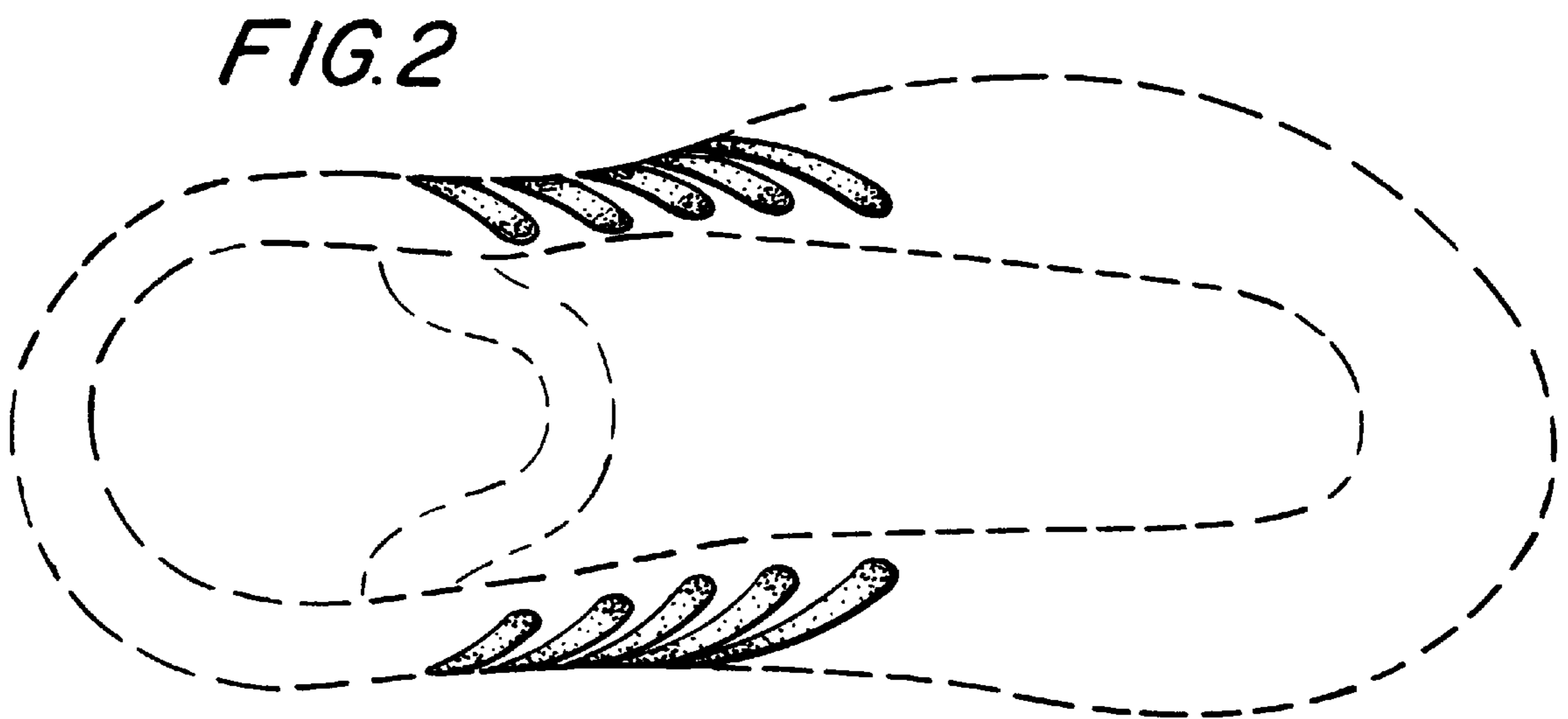
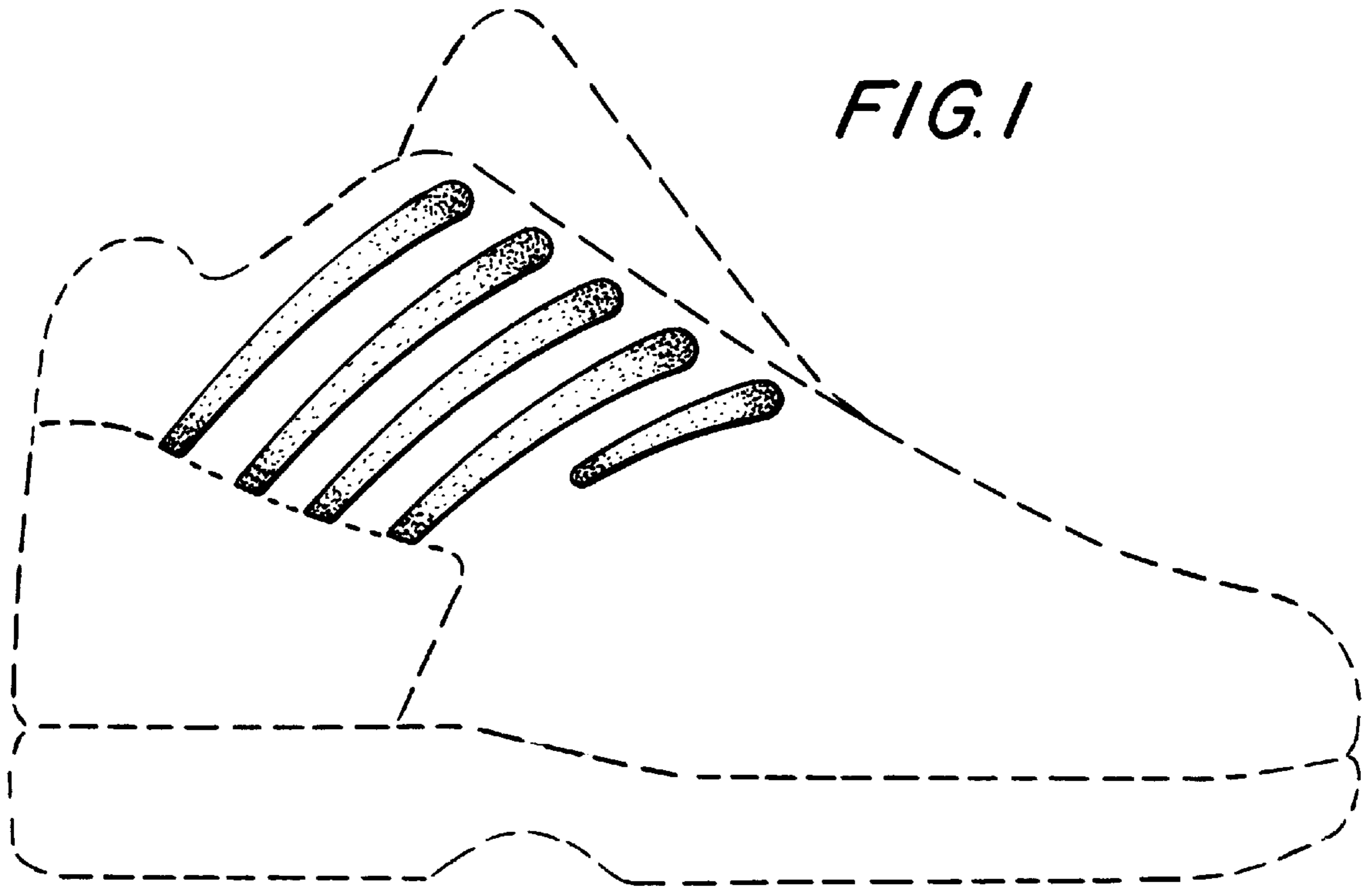
The ornamental design for a shaded strip array on a shoe upper, as shown and described.

**DESCRIPTION**

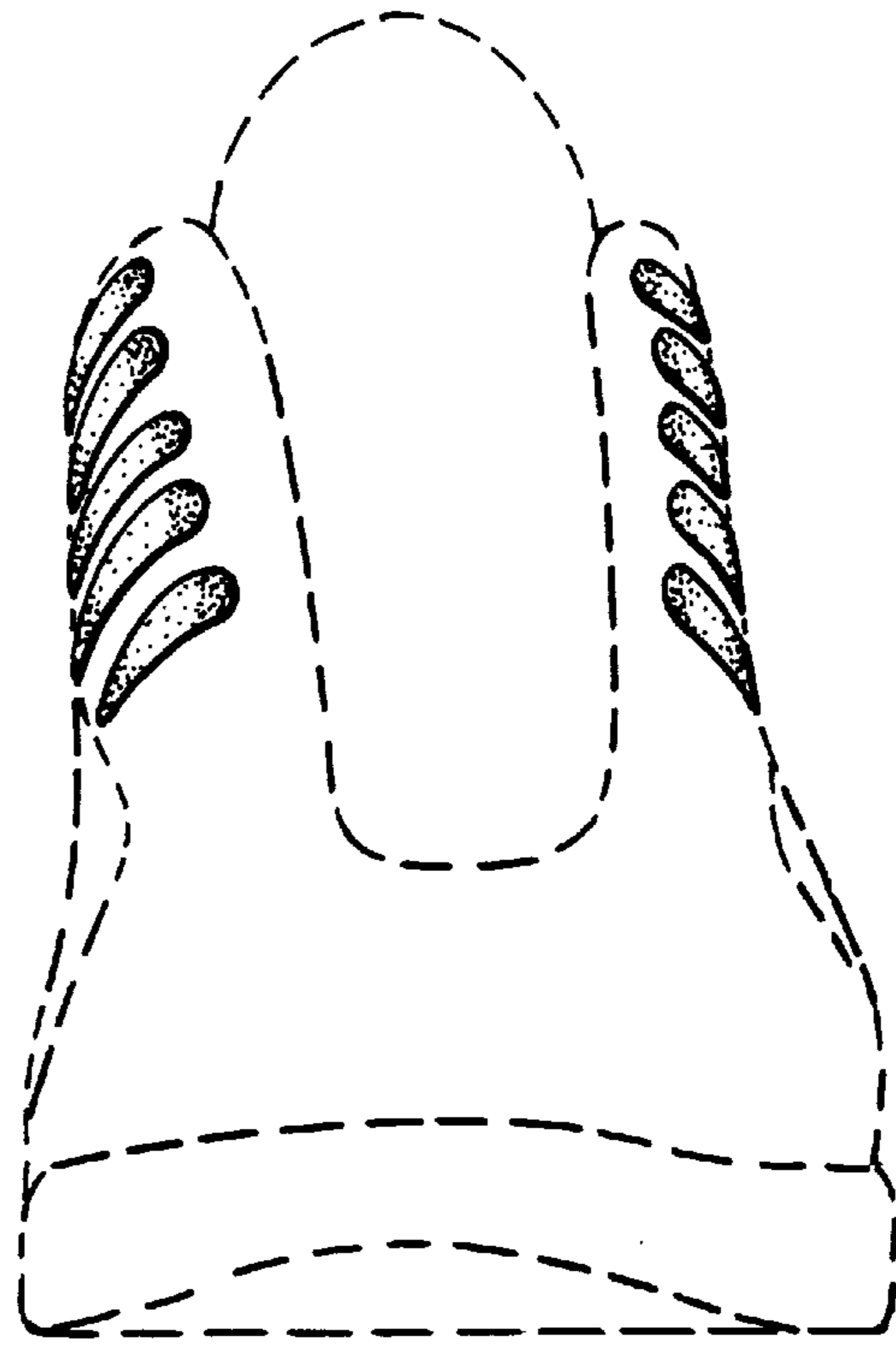
FIG. 1 a right side elevational view of a shaded strip array on a shoe upper according to my invention, the left side being a mirror image;  
FIG. 2 is a top plan view thereof;  
FIG. 3 is a front elevational view thereof; and,  
FIG. 4 is a rear elevational view thereof.  
The dashed lines in each view are for environmental purposes and form no part of this invention.

**1 Claim, 2 Drawing Sheets**





*FIG. 3*



*FIG. 4*

