



US00D420484S

United States Patent [19]
Nichols

[11] **Patent Number: Des. 420,484**
[45] **Date of Patent: ** Feb. 8, 2000**

[54] **RETRACTABLE HUNTING EQUIPMENT
HOISTLINE**

5,511,447 4/1996 Galloway et al. 254/374

[76] Inventor: **John Nichols**, 311 W. Courtland Ave.,
Muscle Sheals, Ala. 35661

Primary Examiner—Susan J. Lucas
Assistant Examiner—Cynthia E. Ramirez

[**] Term: **14 Years**

[57] **CLAIM**

The ornamental design for a retractable hunting equipment hoistline, as shown.

[21] Appl. No.: **29/092,832**

[22] Filed: **Aug. 27, 1998**

DESCRIPTION

[51] **LOC (7) Cl.** **12-05**

[52] **U.S. Cl.** **D34/33; D22/199**

[58] **Field of Search** D34/34, 33, 35;
254/374, 266, 371, 372; 242/601, 613.1;
D22/199

FIG. 1 is a front elevational view of the retractable hunting equipment hoistline of the present invention;
FIG. 2 is a back elevational view of the retractable hunting equipment hoistline of FIG. 1;
FIG. 3 is a left side elevational view of the retractable hunting equipment hoistline of FIG. 1;
FIG. 4 is a right side elevational view of the retractable hunting equipment hoistline of FIG. 1;
FIG. 5 is a top plan view of the retractable hunting equipment hoistline of FIG. 1; and,
FIG. 6 is a bottom plan view of the retractable hunting equipment hoistline of FIG. 1.

[56] **References Cited**

U.S. PATENT DOCUMENTS

D. 238,861	2/1976	Cavalleri	D34/33
D. 295,104	4/1988	Pancook	D34/33
D. 343,824	2/1994	Halwes	D34/33
D. 385,079	10/1997	Griffin	D34/33
D. 407,883	4/1999	Okerlund et al.	D34/33

1 Claim, 3 Drawing Sheets

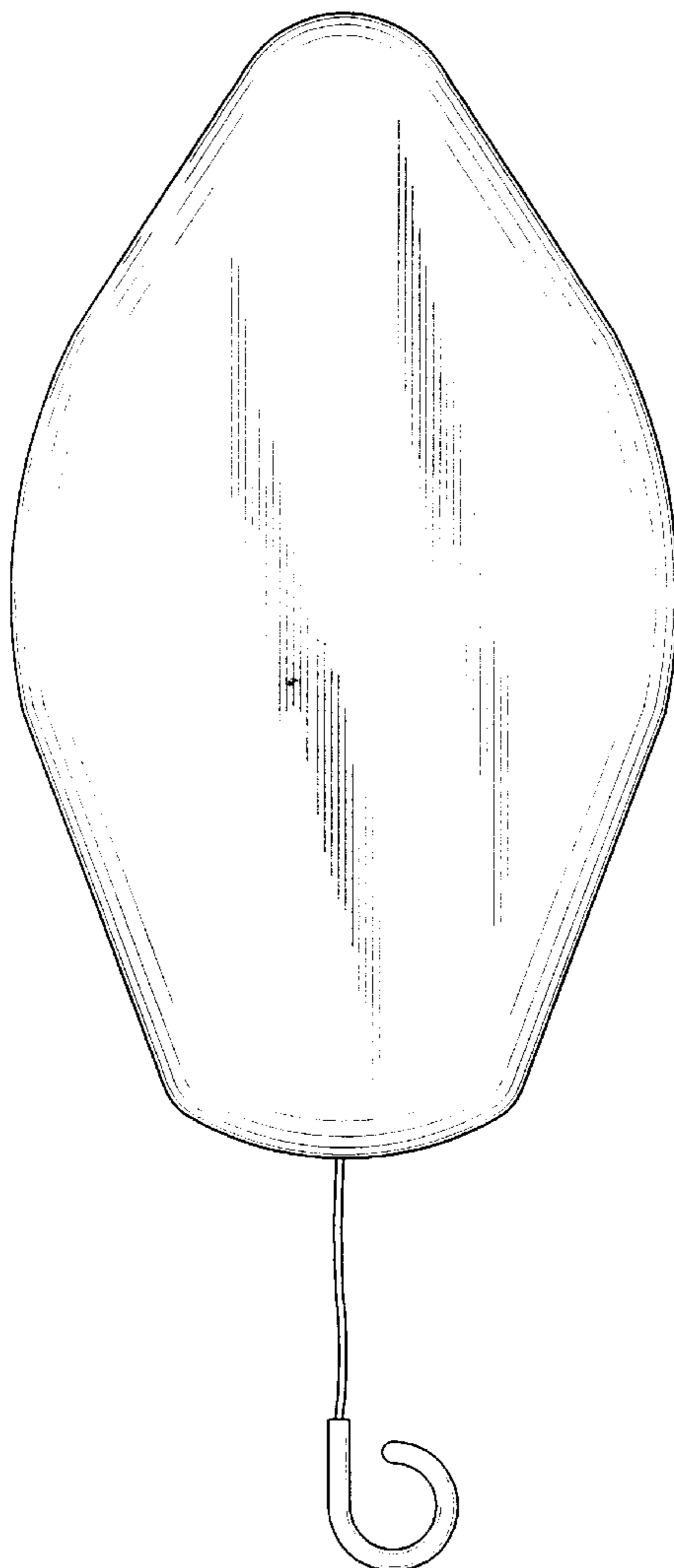


FIG. 1

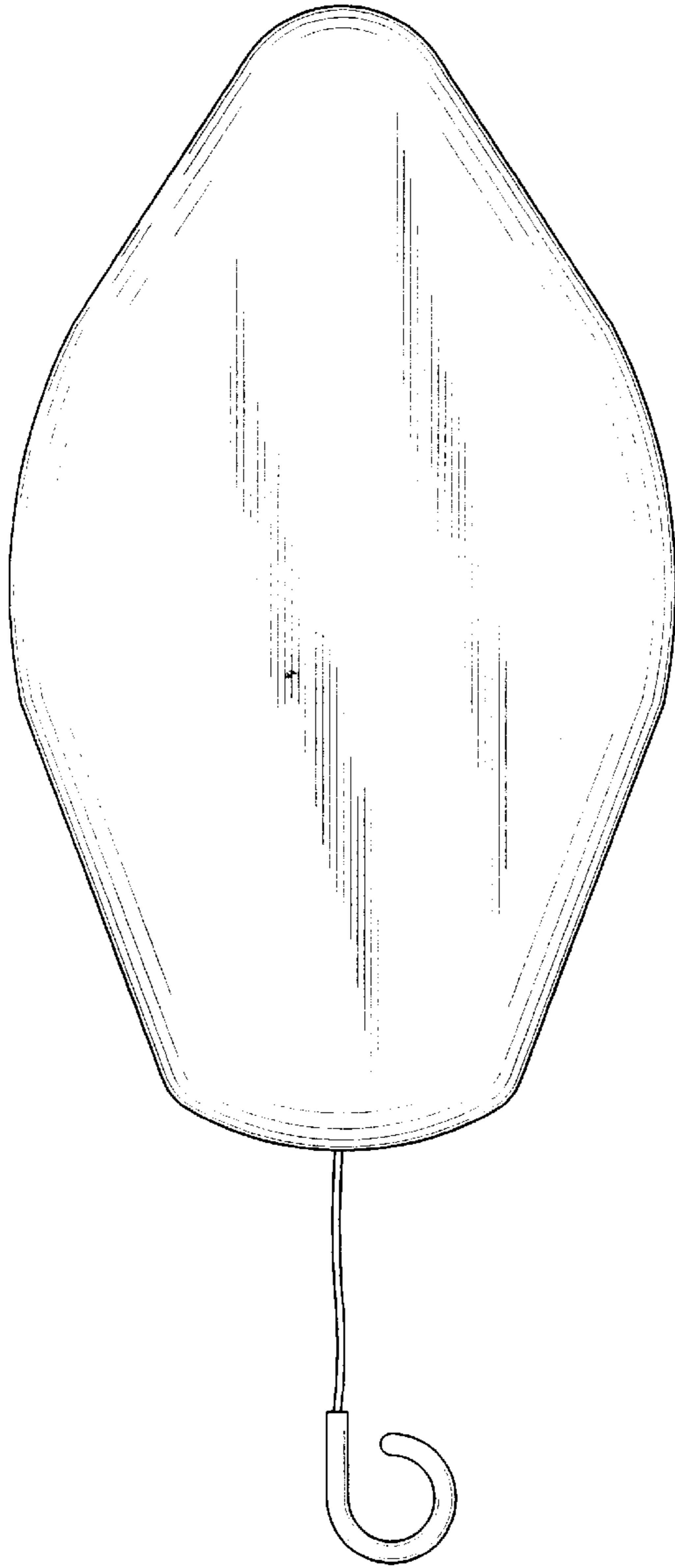


FIG. 2

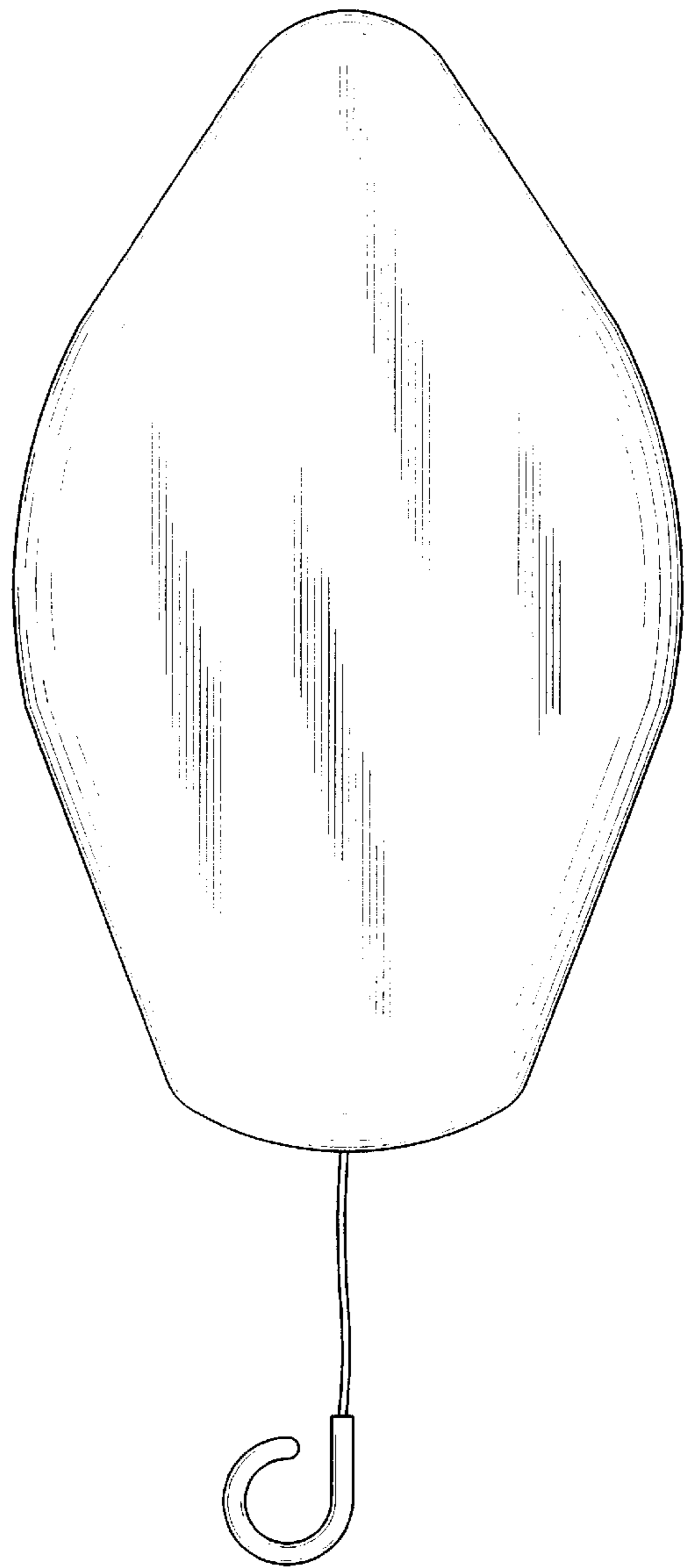


FIG. 3

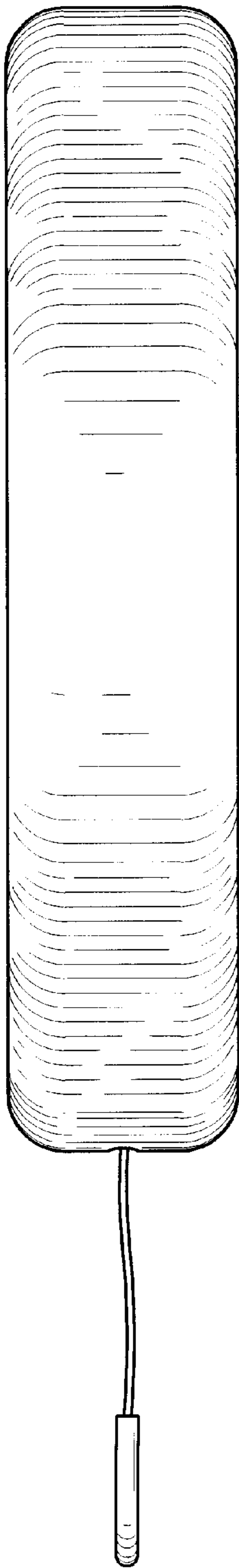


FIG. 4

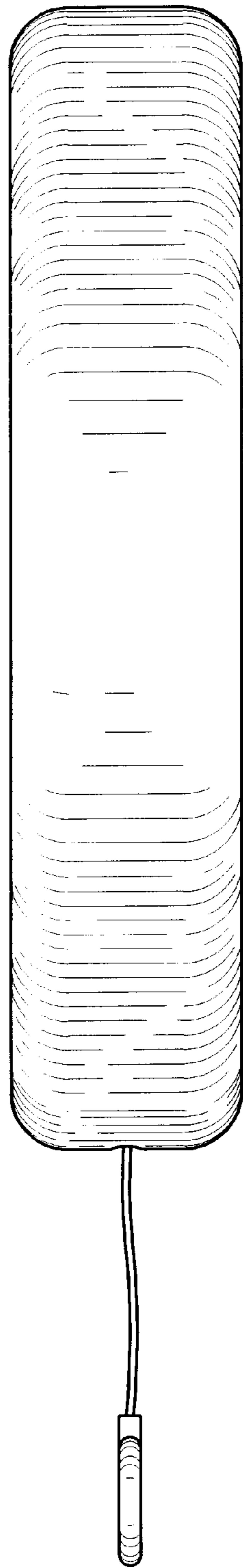


FIG. 5

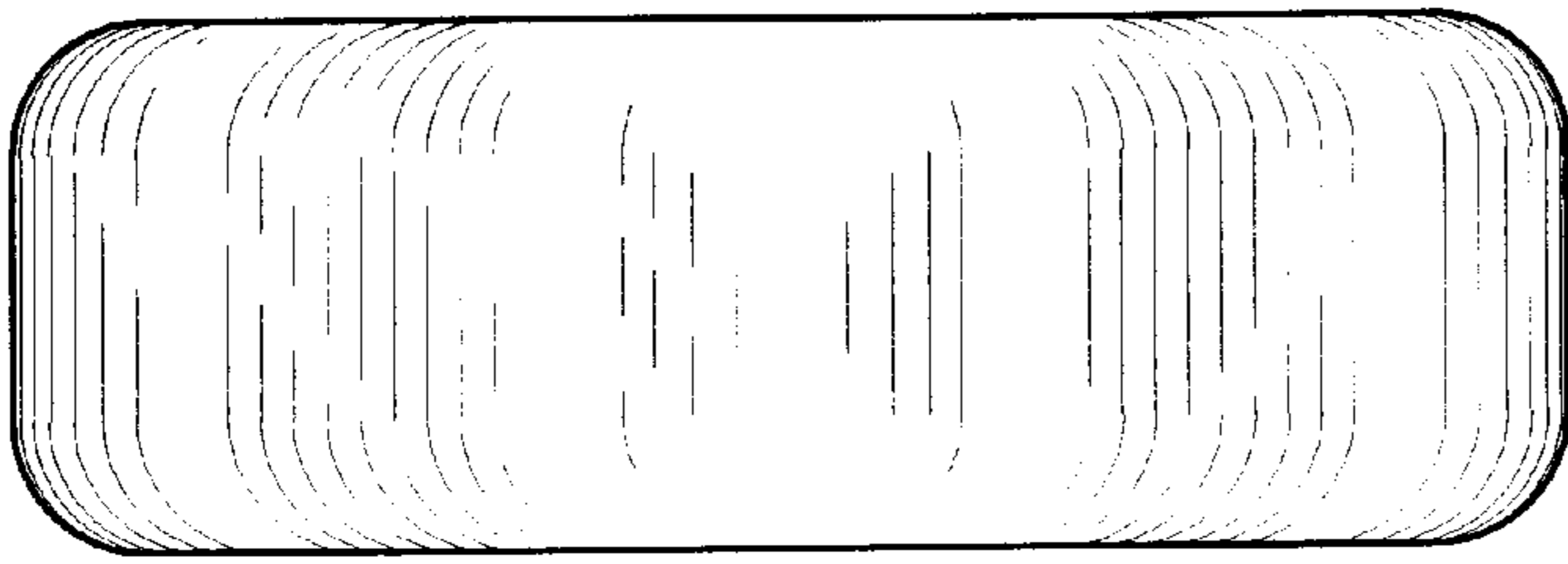


FIG. 6

