



US00D420483S

United States Patent [19]
Abbestam

[11] **Patent Number: Des. 420,483**

[45] **Date of Patent: ** Feb. 8, 2000**

[54] **CHAIN-LINK TO A CONVEYOR**
[75] Inventor: **Göran Abbestam**, Partille, Sweden
[73] Assignee: **FlexLink Systems AB**, Sweden
[**] Term: **14 Years**

4,895,248 1/1990 Wahren 198/852
5,174,439 12/1992 Spangler et al. 198/853
5,375,697 12/1994 Battati et al. 198/852
5,797,820 8/1998 Endo 198/853 X

[21] Appl. No.: **29/086,124**
[22] Filed: **Apr. 6, 1998**

Primary Examiner—Susan J. Lucas
Assistant Examiner—Cynthia Ramirez
Attorney, Agent, or Firm—Lerner, David, Littenberg,
Krumholz & Mentlik, LLP

[30] **Foreign Application Priority Data**
Oct. 6, 1997 [SE] Sweden 97-2207

[57] **CLAIM**

The ornamental design for a chain-link to a conveyor, as shown and described.

[51] **LOC (7) Cl.** **12-05**
[52] **U.S. Cl.** **D34/29; D8/499**
[58] **Field of Search** D34/28, 29, 35;
104/172.1, 172.3, 162; 198/732, 733, 852,
853; 24/33 B, 33 C, 33 F, 33 R, 33 P;
D8/499

DESCRIPTION

FIG. 1 is top, perspective view of a chain-link in accordance with the present invention;
FIG. 2 is a bottom, perspective view of the chain-link shown in FIG. 1;
FIG. 3 is an upper, side, perspective view of the chain-link shown in FIG. 1;
FIG. 4 is a lower, side, perspective view of the chain-link shown in FIG. 1;
FIG. 5 is a front, elevational view of the chain-link shown in FIG. 1; and,
FIG. 6 is a rear, elevational view of the chain-link shown in FIG. 1.

[56] **References Cited**
U.S. PATENT DOCUMENTS
D. 231,633 5/1974 Totani D34/29
D. 289,734 5/1987 Schroeder et al. D34/29
D. 291,777 9/1987 Lapeyre et al. D34/29
D. 292,065 9/1987 Abbestam et al. D34/29
D. 340,564 10/1993 Ledingham D34/29
D. 354,385 1/1995 Ellens et al. D34/29

1 Claim, 3 Drawing Sheets

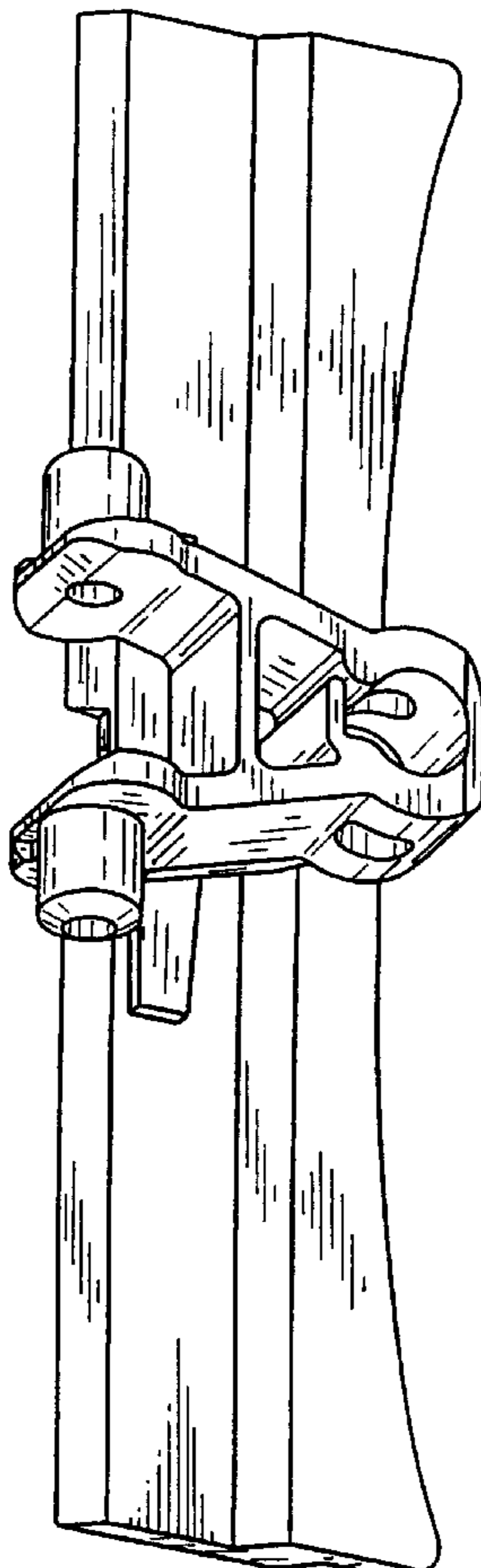


FIG. 1

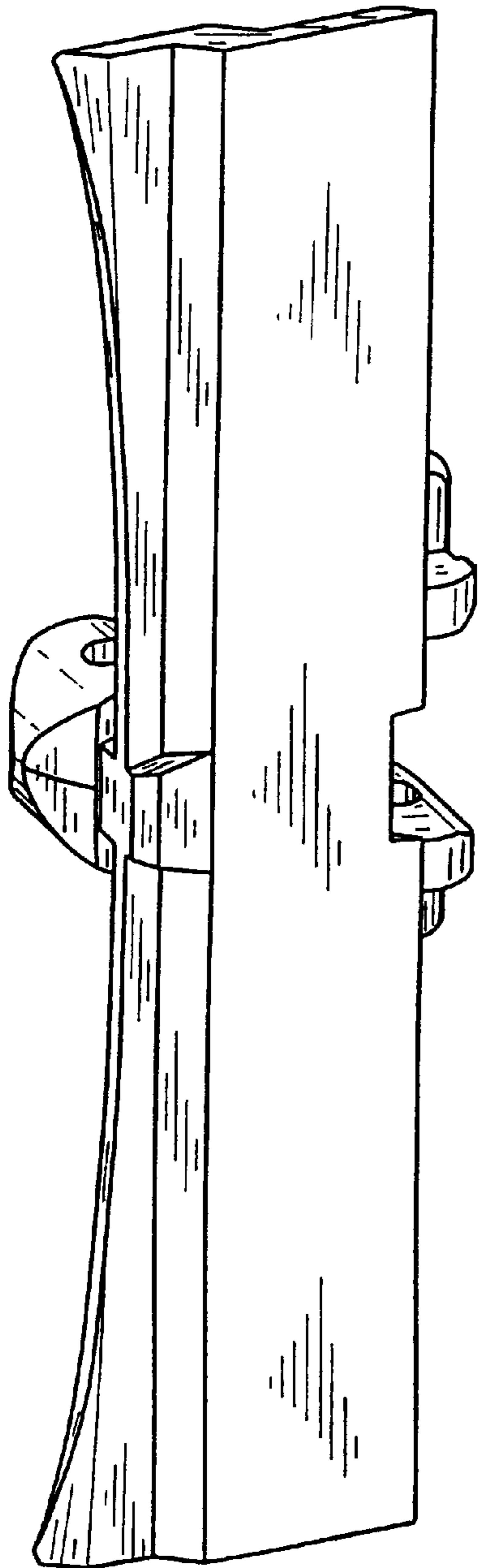


FIG. 2

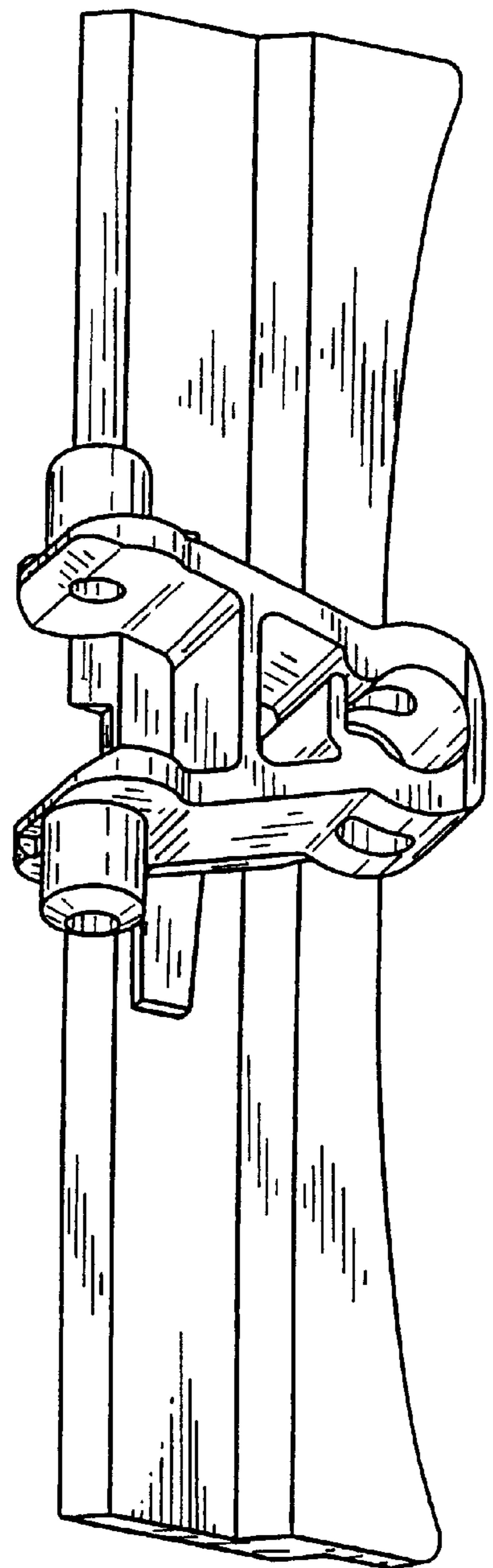


FIG. 3

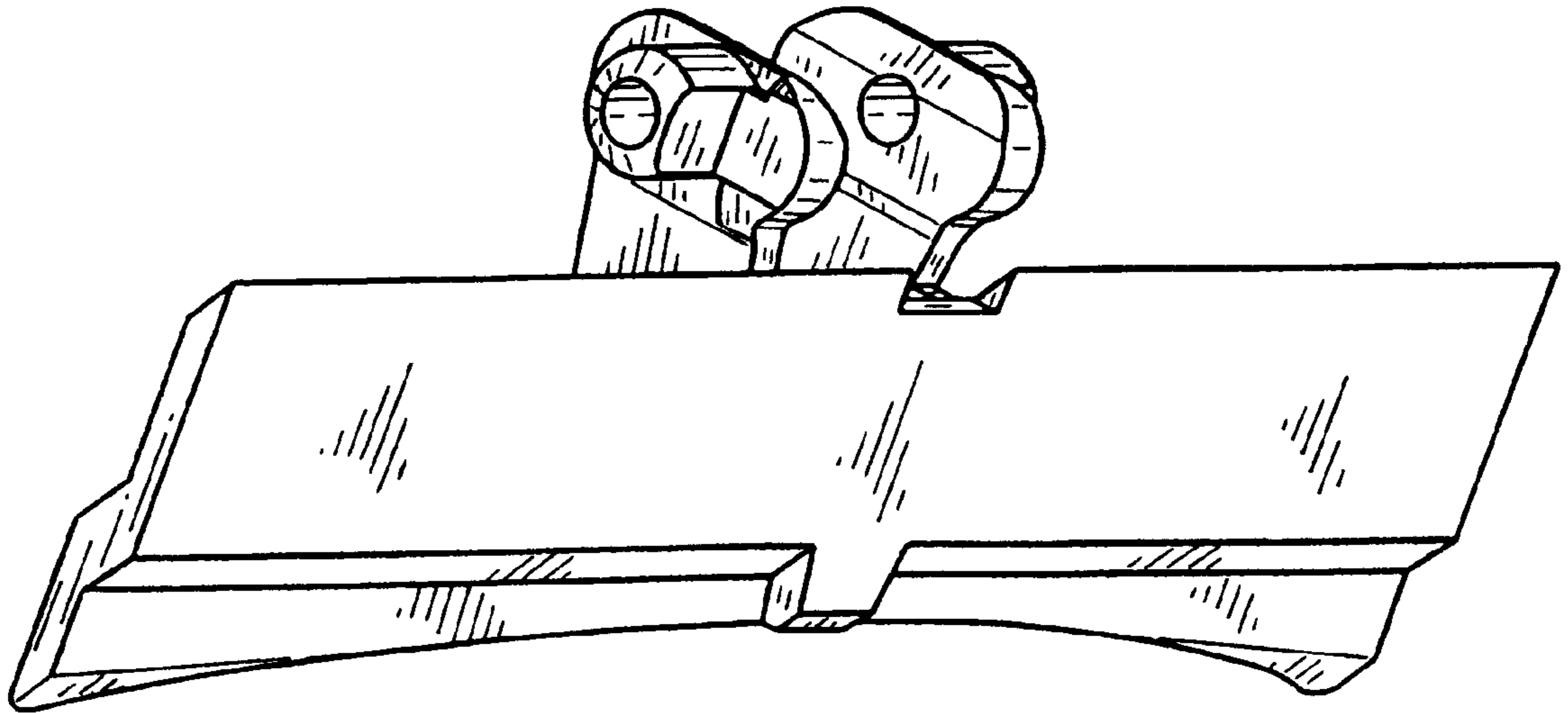


FIG. 4




FIG. 5

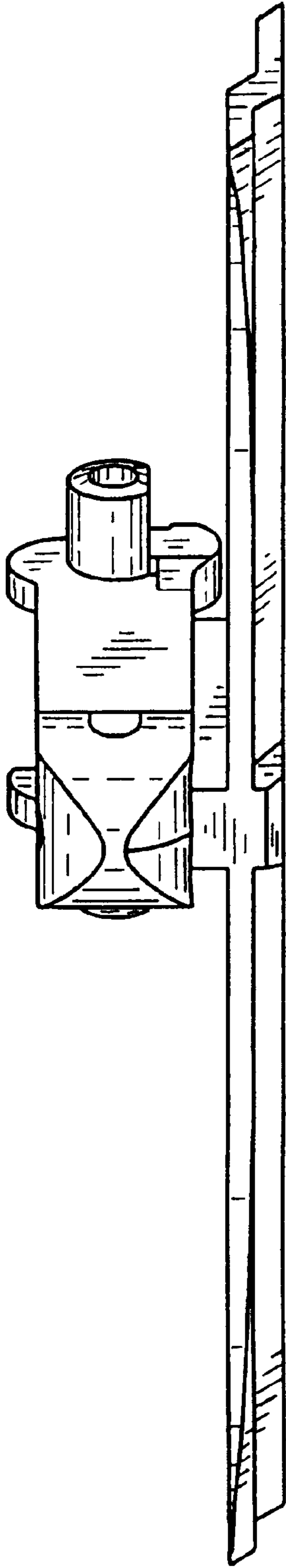


FIG. 6

