



US00D420392S

**United States Patent** [19]  
**Brannigan**

[11] **Patent Number: Des. 420,392**  
[45] **Date of Patent: \*\* Feb. 8, 2000**

[54] **PAPER WEIGHT**

[76] Inventor: **Robert Paul Brannigan**, 203  
Rockingham Rd., Pittsburgh, Pa. 15238

[\*\*] Term: **14 Years**

[21] Appl. No.: **29/105,240**

[22] Filed: **May 20, 1999**

[51] **LOC (7) Cl.** ..... **19-02**

[52] **U.S. Cl.** ..... **D19/97; D11/131**

[58] **Field of Search** ..... D19/65, 77, 95,  
D19/96, 51, 97, 82, 42, 99, 100; D11/131,  
157; D21/717, 708; 428/542.2, 542.4; 40/358

[56] **References Cited**

**U.S. PATENT DOCUMENTS**

- D. 75,220 5/1928 Dahlstrom ..... D19/97
- D. 101,708 10/1936 Nadvornik ..... D19/77
- D. 298,954 12/1988 Doolin ..... D19/77

- D. 326,114 5/1992 Murtagh ..... D19/97
- D. 330,524 10/1992 Goserud ..... D11/131
- D. 352,069 11/1994 Doolin ..... D19/82
- D. 352,966 11/1994 Vana et al. .... D19/96
- D. 367,293 2/1996 Williams ..... D19/51
- D. 381,044 7/1997 Larm ..... D19/82

*Primary Examiner*—Martie K. Holtje

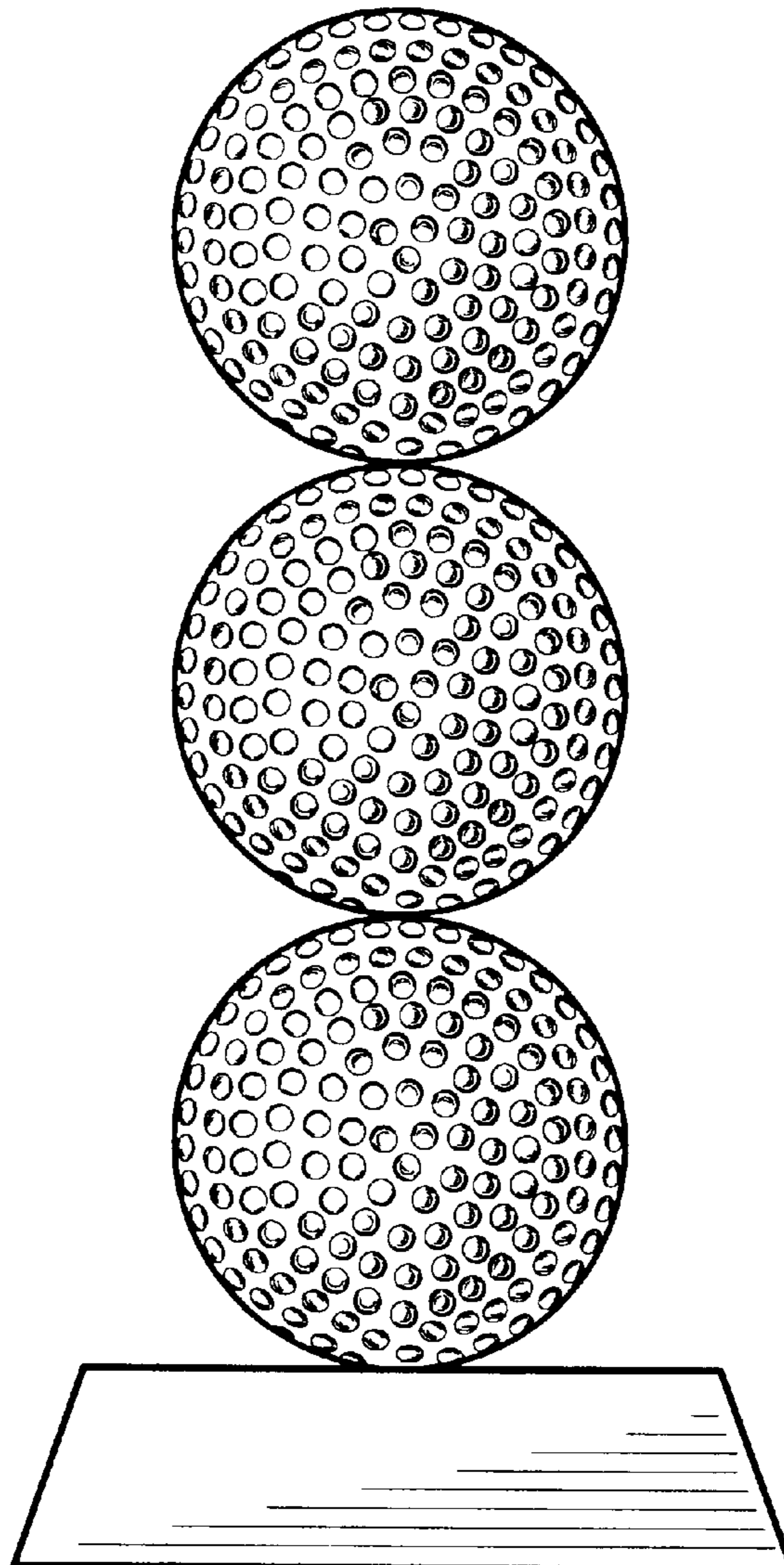
[57] **CLAIM**

The ornamental design for a paper weight, as shown and described.

**DESCRIPTION**

FIG. 1 is a front elevational view of the paper weight of the present invention, the rear, left side and right side elevational views being identical thereof;  
FIG. 2 is a top plan view of the paper weight of FIG. 1; and,  
FIG. 3 is a bottom plan view of the paper weight of FIG. 1.

**1 Claim, 1 Drawing Sheet**



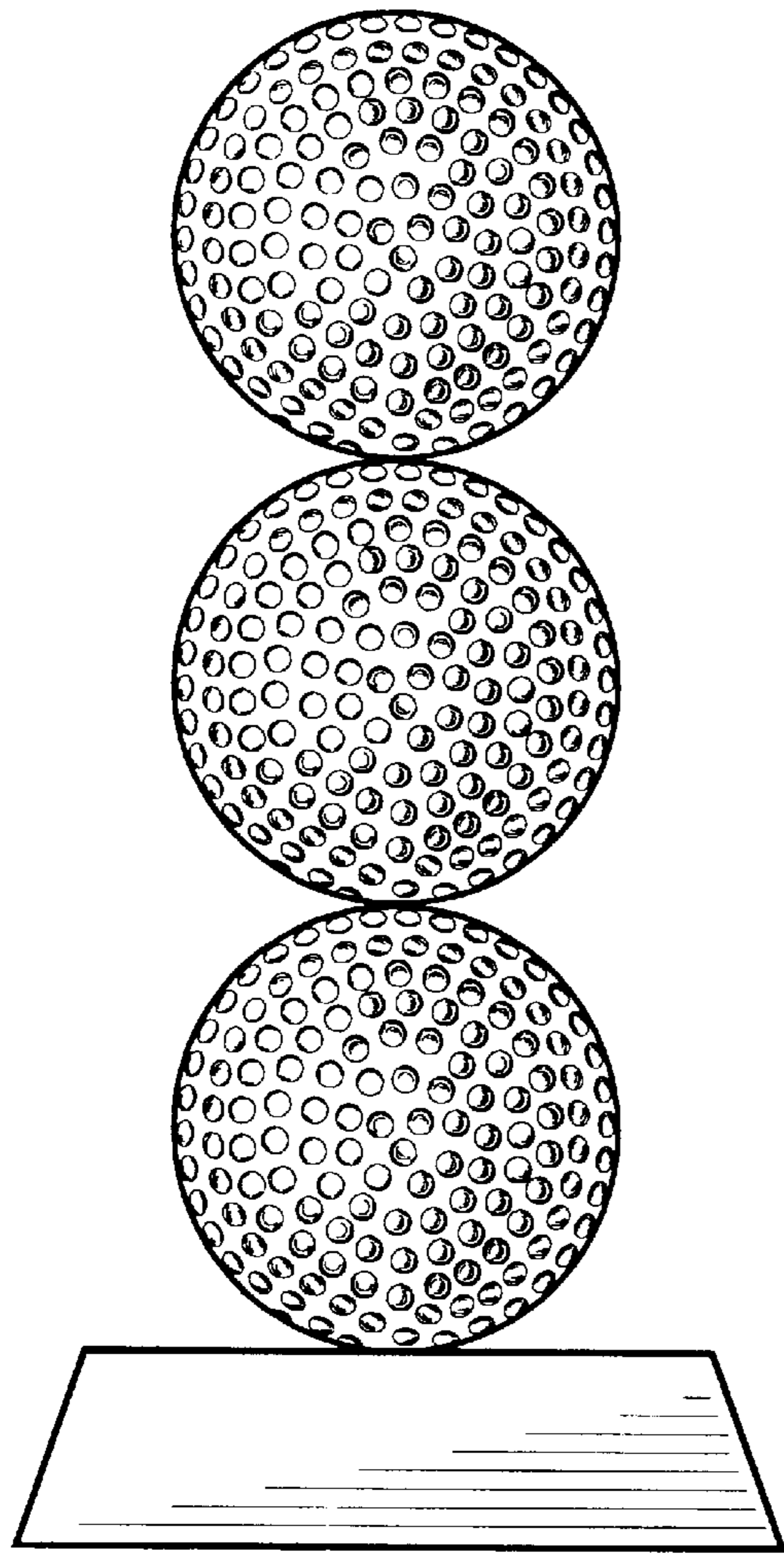


FIG. 1

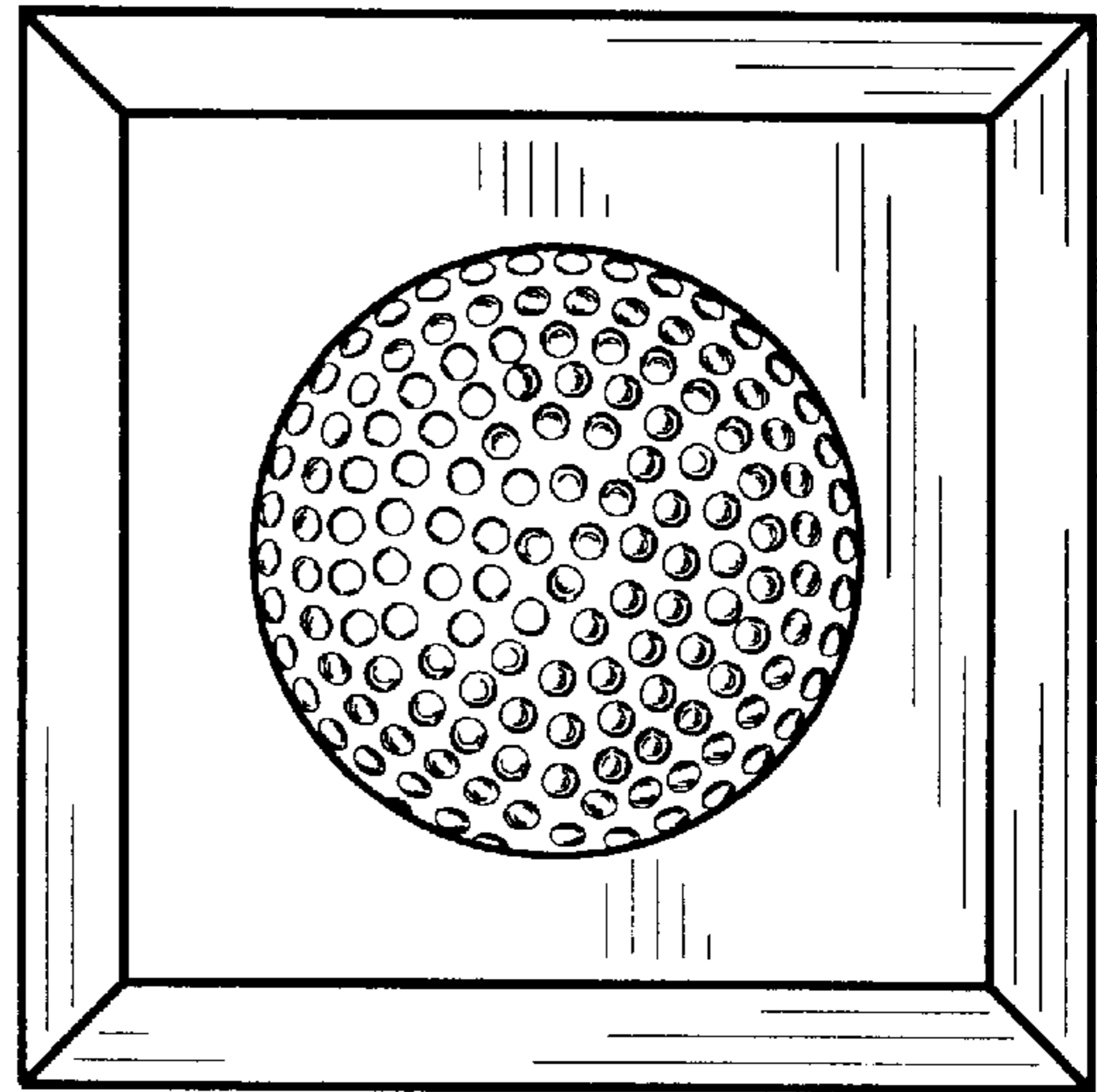


FIG. 2




FIG. 3