



US00D420359S

# United States Patent [19] Lung

[11] **Patent Number: Des. 420,359**

[45] **Date of Patent: \*\* Feb. 8, 2000**

[54] **ANTENNA**

[75] **Inventor: Chia Yun Lung, Tainan, Taiwan**

[73] **Assignee: Allis Communications, Co., Ltd., Taiwan**

[\*\*] **Term: 14 Years**

[21] **Appl. No.: 29/101,057**

[22] **Filed: Feb. 24, 1999**

### [30] Foreign Application Priority Data

Aug. 26, 1998 [TW] Taiwan ..... 87214019

[51] **LOC (7) Cl. .... 14-03**

[52] **U.S. Cl. .... D14/230**

[58] **Field of Search .... D14/230-238;**  
343/702, 837, 712, 877, 908, 878, 840,  
725, 870, 805, 726, 786, 823, 795, 713,  
708, 882, 714, 916, 700 MS

### [56] References Cited

#### U.S. PATENT DOCUMENTS

2,359,620 10/1944 Carter ..... 343/795

4,791,423 12/1988 Yokoyama et al. .... 343/702  
5,181,044 1/1993 Matsumoto et al. .... 343/713  
5,448,250 9/1995 Day ..... 343/713  
5,519,406 5/1996 Tsukamoto et al. .... 343/700 MS

*Primary Examiner*—Louis S. Zarfes  
*Assistant Examiner*—G. Andoll  
*Attorney, Agent, or Firm*—Mintz, Levin, Cohn, Ferris,  
Glovsky and Popeo

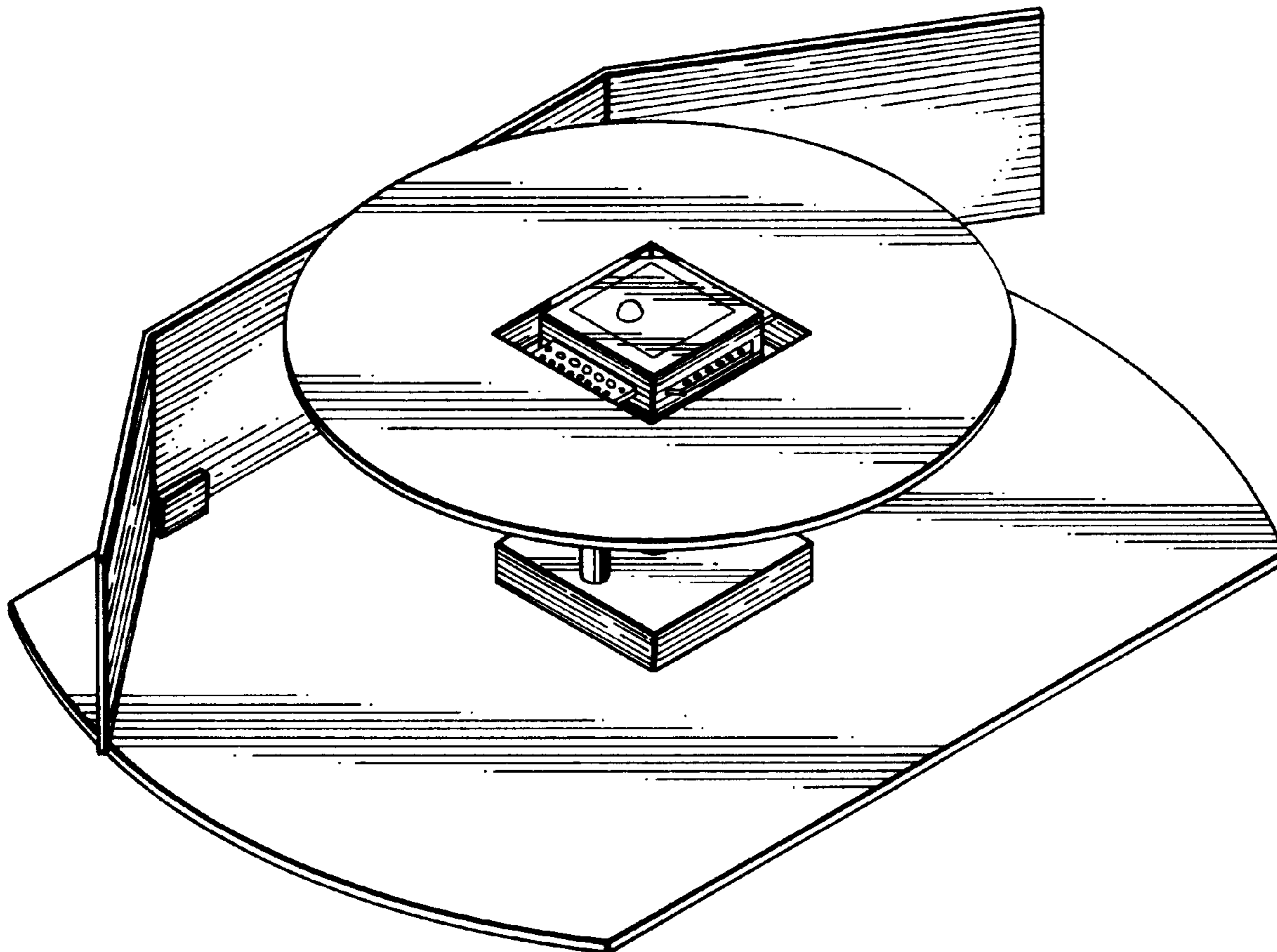
### [57] CLAIM

We claim the ornamental design for an antenna, as shown.

### DESCRIPTION

FIG. 1 is a perspective view of an antenna showing my new design;  
FIG. 2 is a top view of the design;  
FIG. 3 is a bottom view of the design;  
FIG. 4 is a front view of the design;  
FIG. 5 is a rear view of the design;  
FIG. 6 is a left side view of the design; and,  
FIG. 7 is a right side view of the design.

**1 Claim, 3 Drawing Sheets**



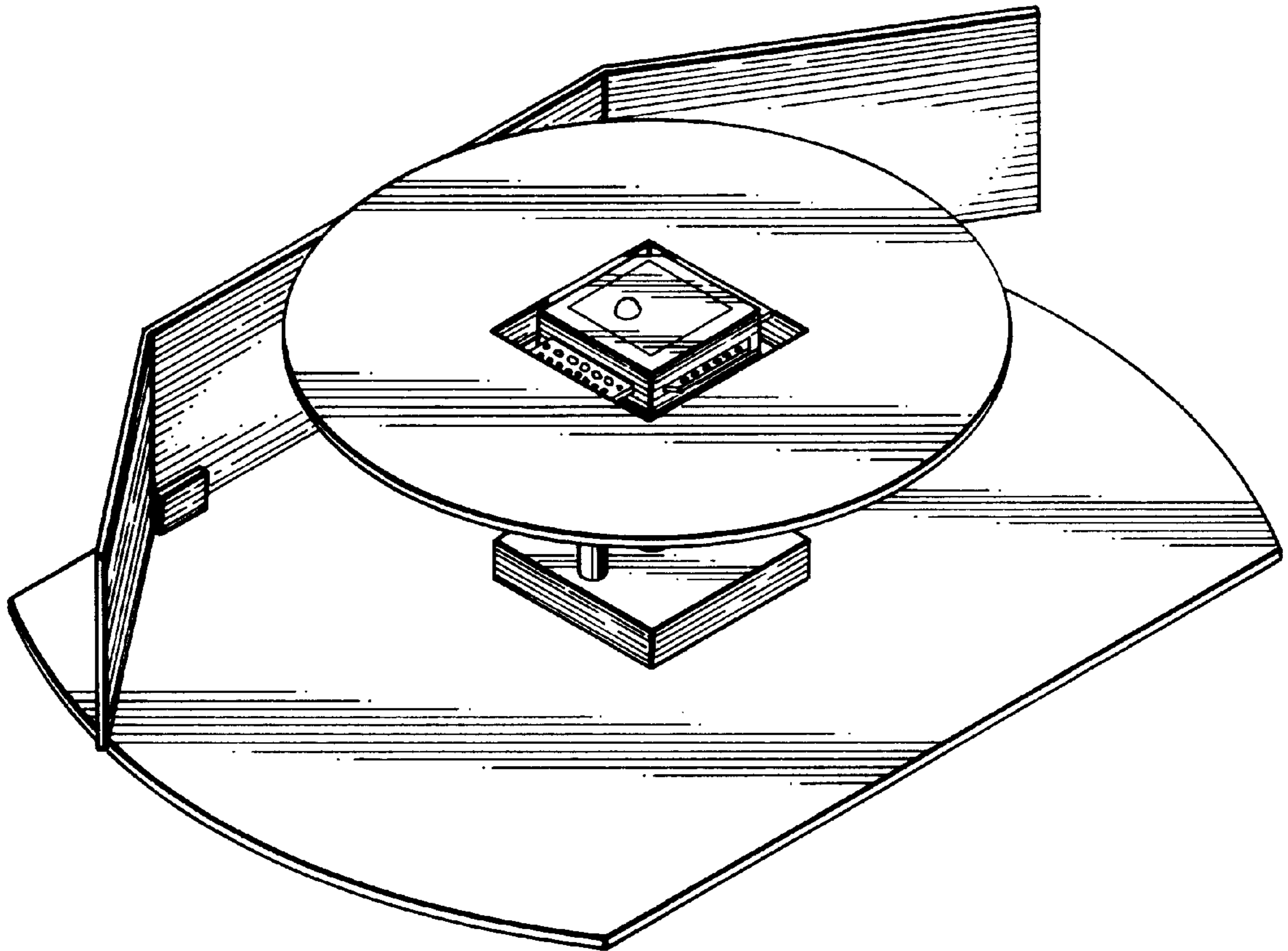


FIG.1

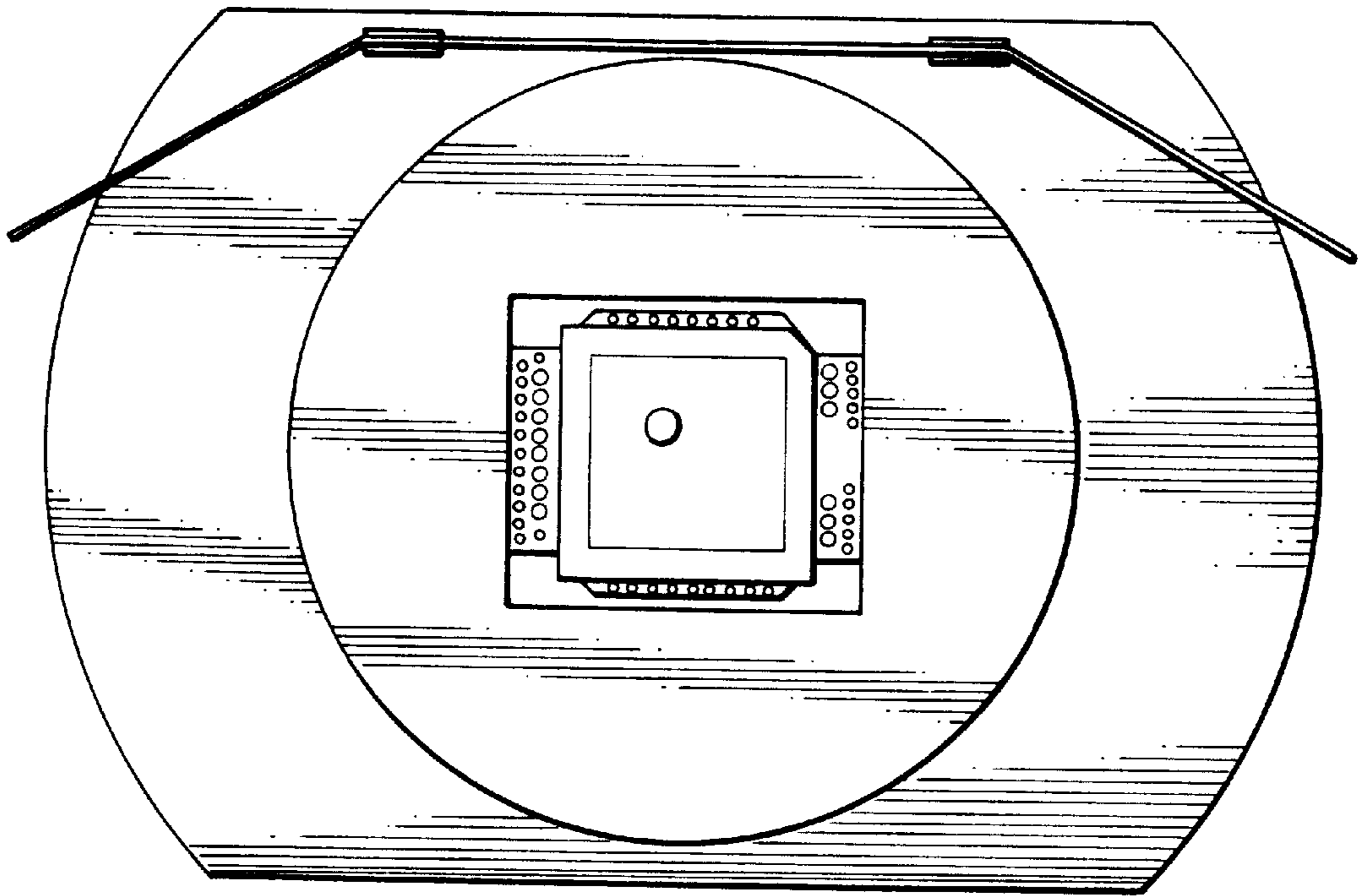


FIG. 2

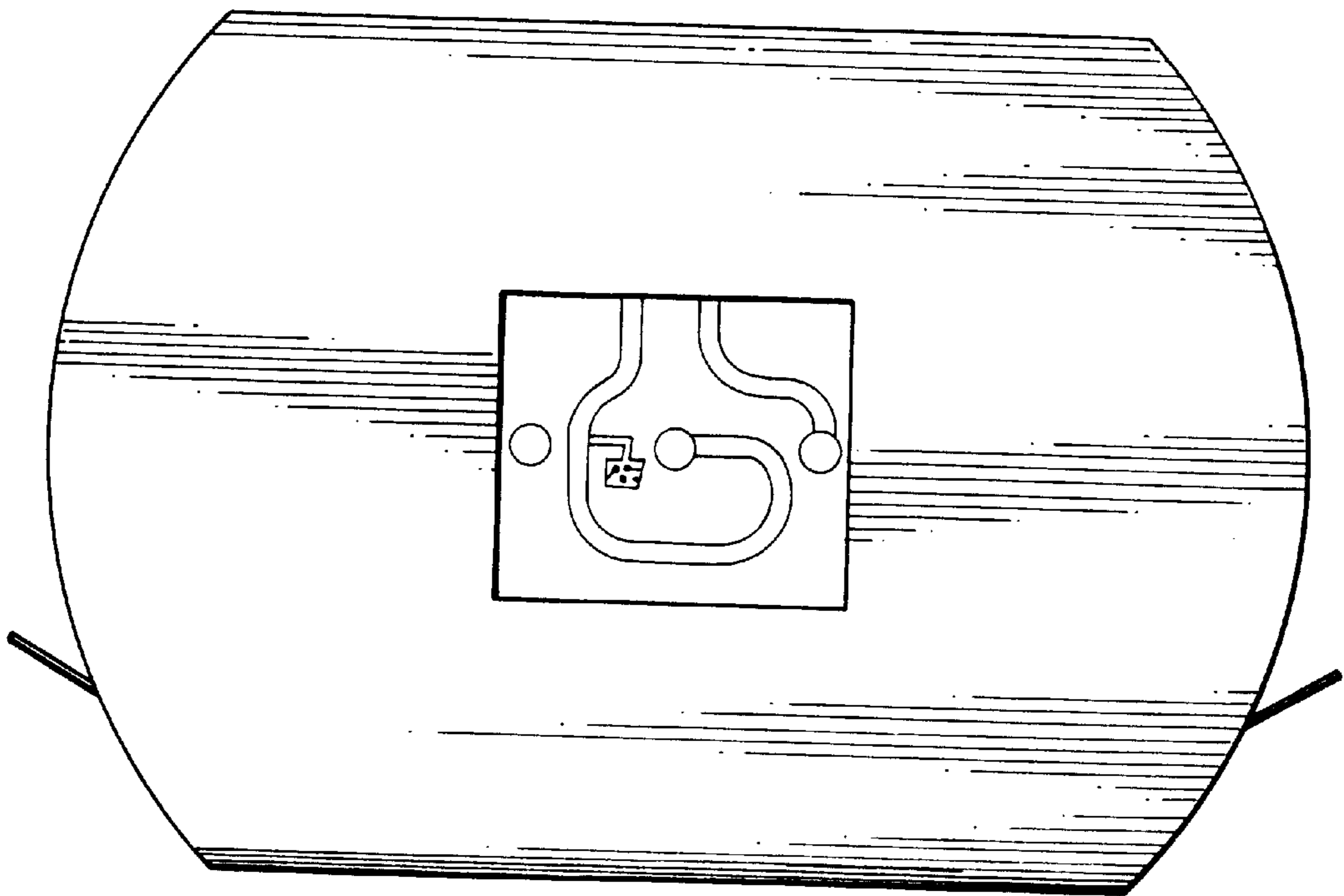


FIG. 3

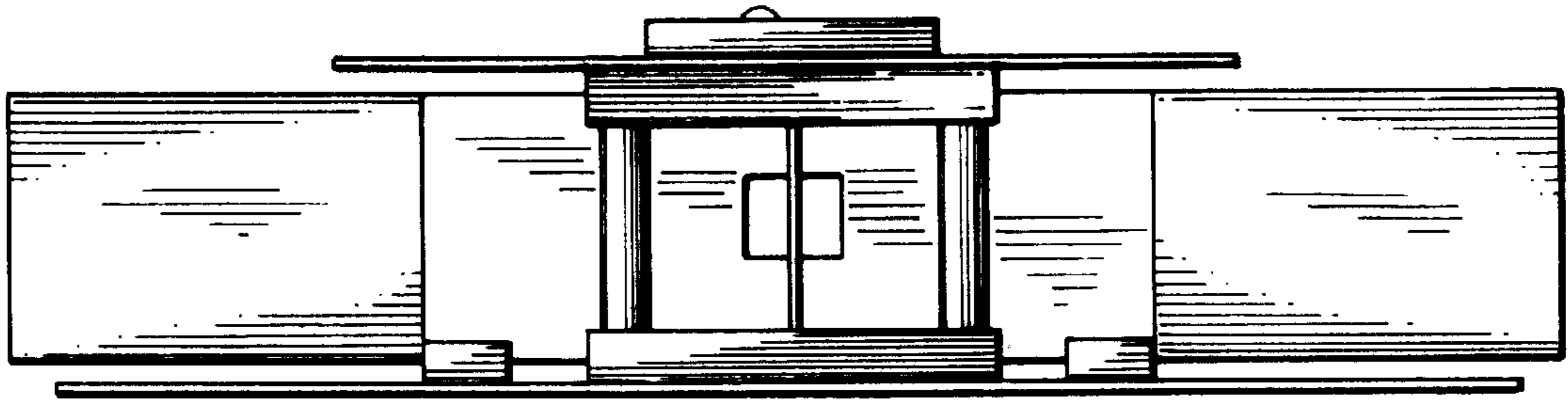


FIG. 4




FIG. 5




FIG. 6




FIG. 7