



US00D420354S

United States Patent [19]
Morales

[11] **Patent Number: Des. 420,354**
[45] **Date of Patent: ** Feb. 8, 2000**

[54] **LIGHT EMITTING STRIP FOR A PAGER**

5,390,086 2/1995 Holland 362/34
5,579,598 12/1996 Fallon et al. 362/31 X

[76] Inventor: **Domingo Morales**, 25116 Pleasant Wy.,
Hayward, Calif. 94544

OTHER PUBLICATIONS

[**] Term: **14 Years**

Hong Kong Toys, p. 1874, King Light Products Company,
model no. KL 802, Jan. 1996.

[21] Appl. No.: **29/077,988**

Primary Examiner—Nanda Bondade
Attorney, Agent, or Firm—Gregory Scott Smith

[22] Filed: **Oct. 17, 1997**

[51] **LOC (7) Cl.** **14-03**

[57] **CLAIM**

[52] **U.S. Cl.** **D14/191; D14/217**

The ornamental design for a light emitting strip for a pager,
as shown and described.

[58] **Field of Search** D6/300, 462; D11/3-4;
D12/193; D14/124, 188, 191, 192, 299,
217; 40/700, 722, 744, 780; 211/181.1,
184; 340/311.1; 362/31, 34; 455/90, 92,
100, 128, 344

DESCRIPTION


[56] **References Cited**

FIG. 1 is a perspective view of a light emitting strip for a
pager showing my new design;
FIG. 2 is a perspective view thereof;
FIG. 3 is a front elevational view thereof, the rear view being
identical thereto;
FIG. 4 is an enlarged side view thereof, the other side being
identical thereto;
FIG. 5 is a top plan view thereof, the bottom plan being
identical thereto; and,
FIG. 6 is an exploded perspective view thereof.
The broken line showing of the pager on FIGS. 1, 4 and 6,
and the surrounding of the pager on FIG. 1 is for illustrative
purposes only and forms no part of the claimed design.

U.S. PATENT DOCUMENTS

D. 125,239	2/1941	Lapidus	D12/193
D. 316,685	5/1991	Royer	D11/4
D. 368,693	4/1996	Spencer	D12/193
856,480	6/1907	Long	D11/4 X
1,595,648	8/1926	Corley	D12/193 X
2,208,019	7/1940	Darling	40/744 X
2,738,616	3/1956	Windle	D11/3 X
3,144,942	8/1964	Peebles	211/184 X
5,029,053	7/1991	Solow	362/31 X
5,171,081	12/1992	Pita et al.	362/34
5,323,492	6/1994	DeMars	362/34 X

1 Claim, 4 Drawing Sheets






Fig. 1




Fig. 2




Fig. 3

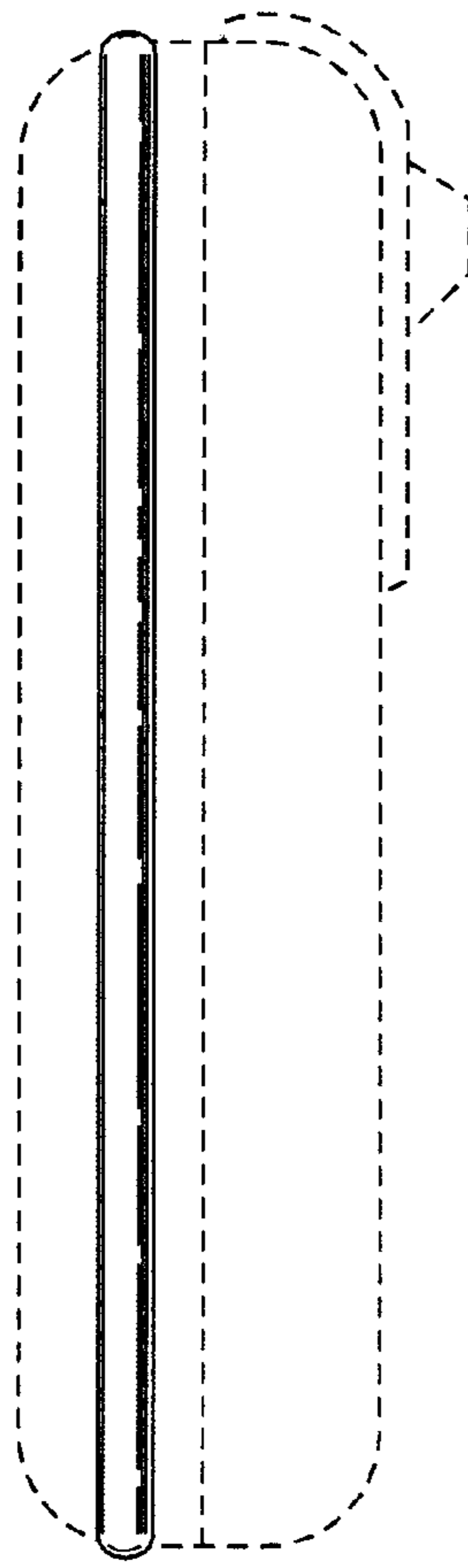


Fig. 4




Fig. 5

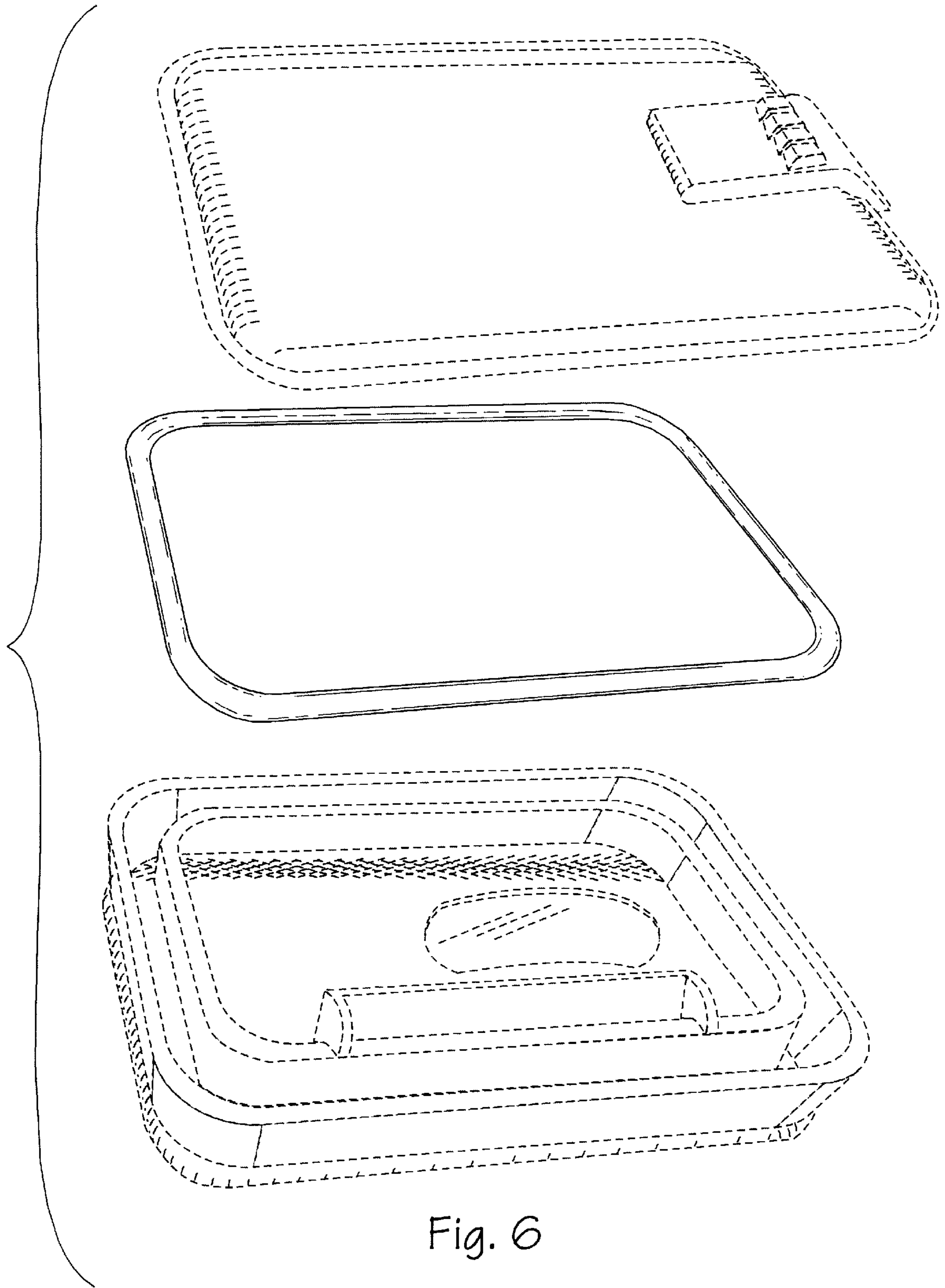


Fig. 6