



US00D420353S

United States Patent [19]
Amai

[11] **Patent Number: Des. 420,353**
[45] **Date of Patent: ** Feb. 8, 2000**

[54] **TONE CONTROLLER**

[75] Inventor: **Masatoshi Amai**, Tokyo, Japan
[73] Assignee: **Pioneer Electronic Corporation**,
Tokyo, Japan
[**] Term: **14 Years**

[21] Appl. No.: **29/101,131**
[22] Filed: **Feb. 24, 1999**

[30] **Foreign Application Priority Data**

Aug. 24, 1998 [JP] Japan 10-24056

[51] **LOC (7) Cl.** **14-03**
[52] **U.S. Cl.** **D14/188; D14/217**
[58] **Field of Search** D14/124, 168,
D14/188, 194, 197, 198, 217, 299; 455/344,
347, 350, 351

[56] **References Cited**

U.S. PATENT DOCUMENTS

D. 236,212 8/1975 Beigel et al. D14/188 X
D. 244,144 4/1977 Macari D14/217
D. 328,896 8/1992 Warburton D14/188 X
D. 330,896 11/1992 Laiacona et al. D14/299 X
D. 368,474 4/1996 Wise D14/188

FOREIGN PATENT DOCUMENTS

933856 9/1993 Japan .

OTHER PUBLICATIONS

Pioneer, The Art of Entertainment, Pioneer Electronic Corporation, 2 pages, "The Professional CD Player CDJ-300", 1997.
Pioneer, The Art of Entertainment, Pioneer Electronic Corporation, 2 pages, "The Professional CD Player CDJ-500II Limited", 1997.
Pioneer, The Art of Entertainment, Pioneer Electronic Corporation, 4 pages, "The Professional CD Player CDJ-500S", 1997.

Primary Examiner—Nanda Bondade
Attorney, Agent, or Firm—Oblon, Spivak, McClelland, Maier & Neustadt, P.C.

[57] **CLAIM**

The ornamental design for a tone controller, as shown and described.

DESCRIPTION

FIG. 1 is a perspective view of a tone controller of my new design;
FIG. 2 is a front view thereof;
FIG. 3 is a rear view thereof;
FIG. 4 is a top plan view thereof;
FIG. 5 is a bottom view thereof;
FIG. 6 is a side view thereof taken from the left side;
FIG. 7 is a side view thereof taken from the right side; and,
FIG. 8 is a perspective view thereof showing that the article according to the design is in conducting state.

1 Claim, 4 Drawing Sheets





FIG. 1




FIG. 2




FIG. 3




FIG. 4

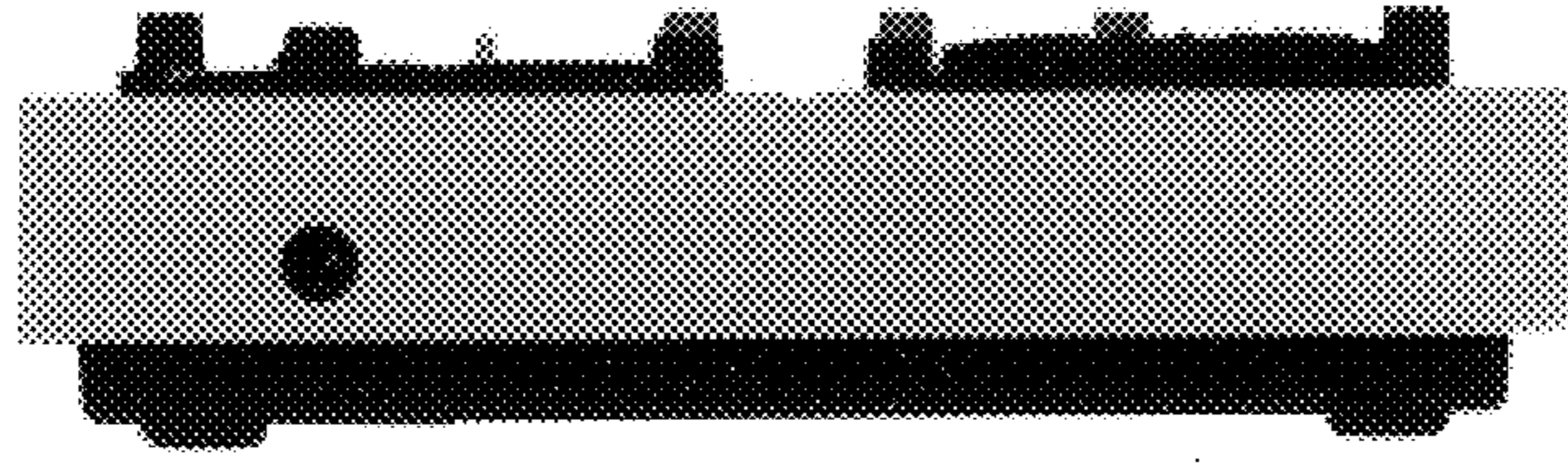


FIG. 5




FIG. 6




FIG. 7



FIG. 8