



US00D420351S

**United States Patent** [19]  
**Waldner**

[11] **Patent Number: Des. 420,351**  
[45] **Date of Patent: \*\* Feb. 8, 2000**

[54] **MOBILE TELEPHONE**

[75] Inventor: **Thomas William Waldner**, Malmö, Sweden

[73] Assignee: **Telefonaktiebolaget LM Ericsson**, Stockholm, Sweden

[\*\*] Term: **14 Years**

[21] Appl. No.: **29/075,213**

[22] Filed: **Aug. 21, 1997**

[30] **Foreign Application Priority Data**

Feb. 24, 1997 [SE] Sweden ..... 97-0429

[51] **LOC (7) Cl.** ..... **14-03**

[52] **U.S. Cl.** ..... **D14/138**

[58] **Field of Search** ..... D14/137, 138,  
D14/147-148, 247-248, 250, 240, 140-142;  
379/433, 434, 419, 420, 428, 440; 455/55-575,  
90

[56] **References Cited**

**U.S. PATENT DOCUMENTS**

D. 353,809	12/1994	Nuovo et al.	.....	D14/138
D. 377,351	1/1997	Toki et al.	.....	D14/138
D. 386,492	11/1997	Yamaguchi	.....	D14/138
D. 390,509	2/1998	Antzinas et al.	.....	D14/138
D. 402,265	12/1998	Chikuma	.....	D14/138
D. 403,317	12/1998	Waldner	.....	D14/138
D. 406,135	2/1999	Nagano et al.	.....	D14/138
D. 408,032	4/1999	Nagano et al.	.....	D14/138
D. 408,400	4/1999	Dalby et al.	.....	D14/138

**OTHER PUBLICATIONS**

International Bureau Design Publication, DM/036 831, Oct. 1998.

Japanese patent 997167, Dec. 1997.

Japanese advertisement showing Toshiba DL S22PL/N and Mitsubishi TL PH9, Nov. 1997.

Catalog page showing Alcatel's One Touch Pro, Jun. 1997.

*Primary Examiner*—Jeffrey Asch  
*Attorney, Agent, or Firm*—Burns, Doane, Swecker & Mathis, L.L.P.

[57] **CLAIM**

The ornamental design for the mobile telephone, as shown and described.

**DESCRIPTION**

FIG. 1 is a front view of the mobile telephone showing my new design;  
FIG. 2 is a left side view thereof;  
FIG. 3 is a top view thereof;  
FIG. 4 is a bottom view thereof;  
FIG. 5 is a rear view thereof;  
FIG. 6 is a right side view thereof;  
FIG. 7 is a front view of the mobile telephone showing a second embodiment of my new design with parts of the design darkened to show color contrast;  
FIG. 8 is a left side view thereof;  
FIG. 9 is a top view thereof;  
FIG. 10 is a bottom view thereof;  
FIG. 11 is a rear view thereof; and,  
FIG. 12 is a right side view thereof.

**1 Claim, 4 Drawing Sheets**

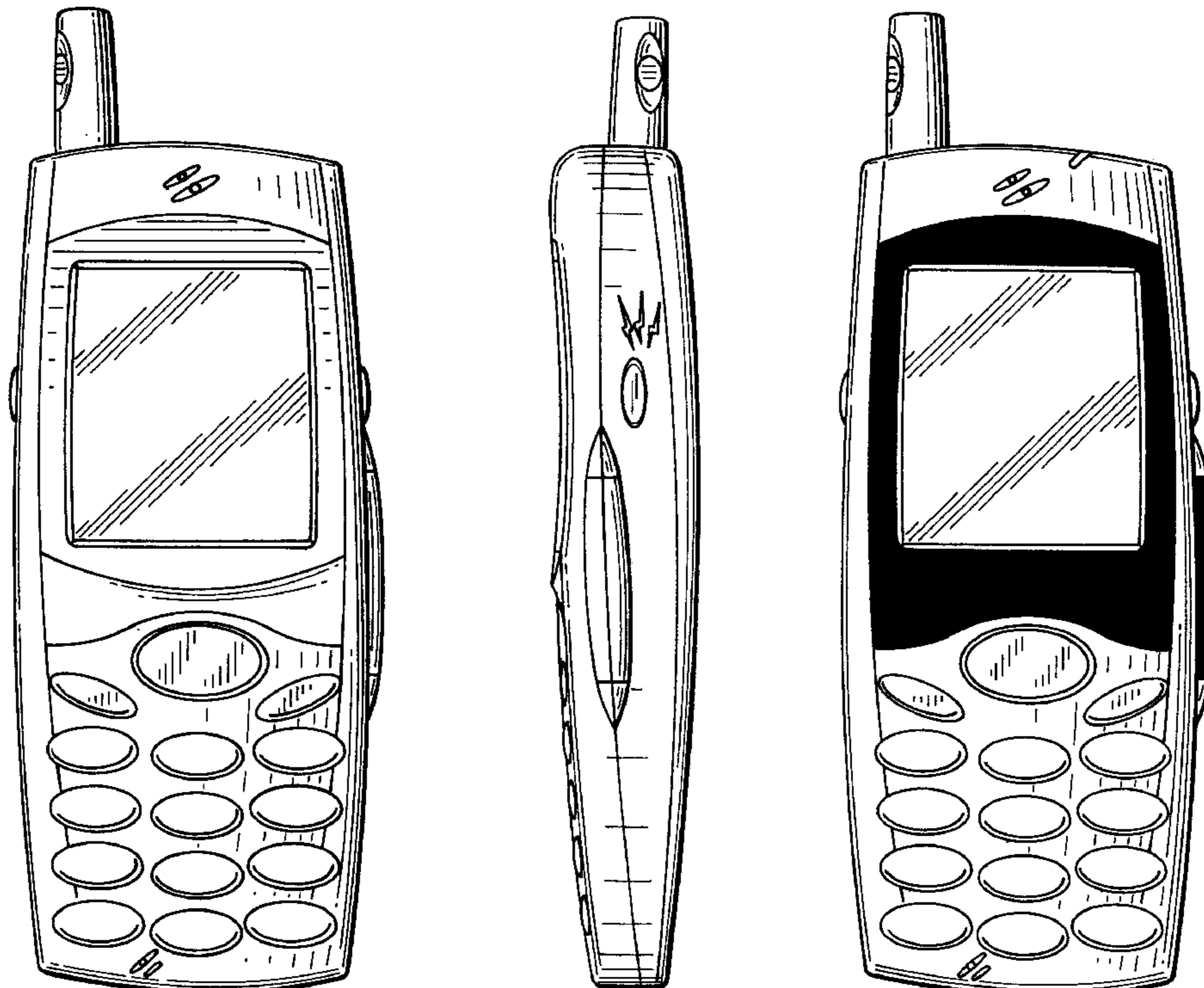


FIG. 1

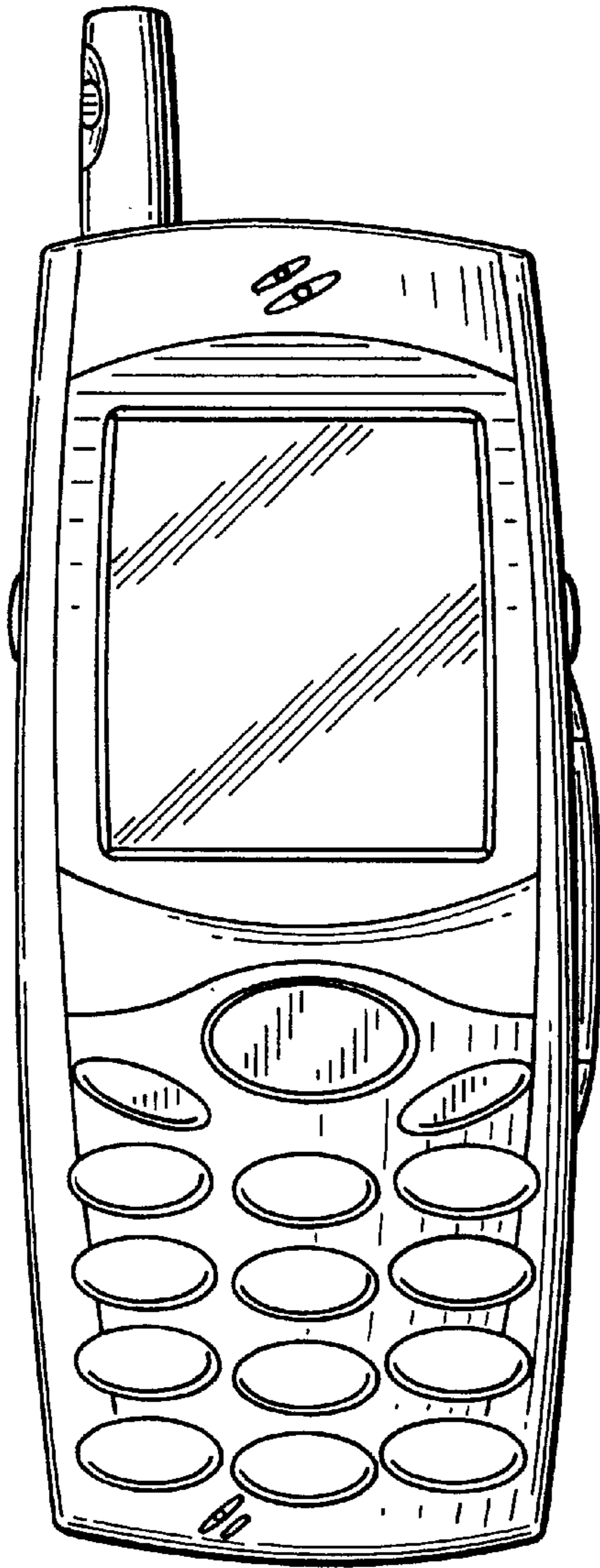


FIG. 2

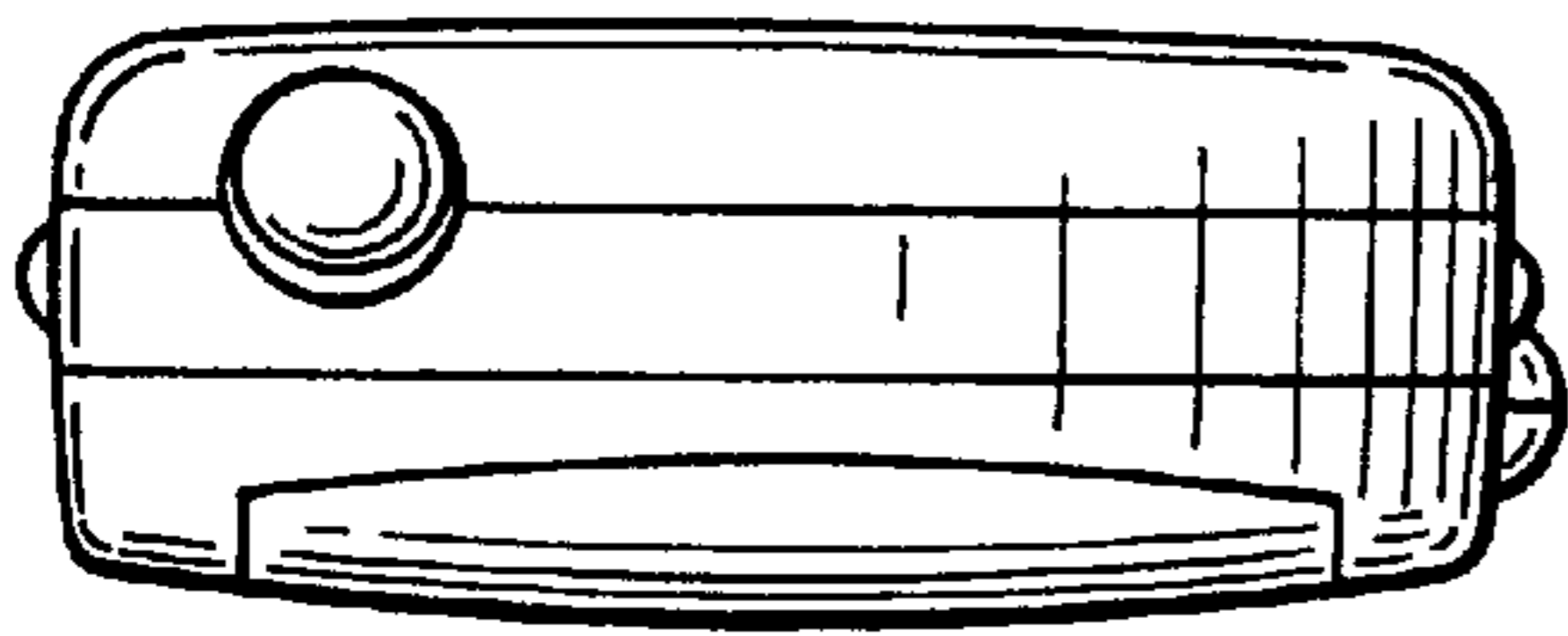
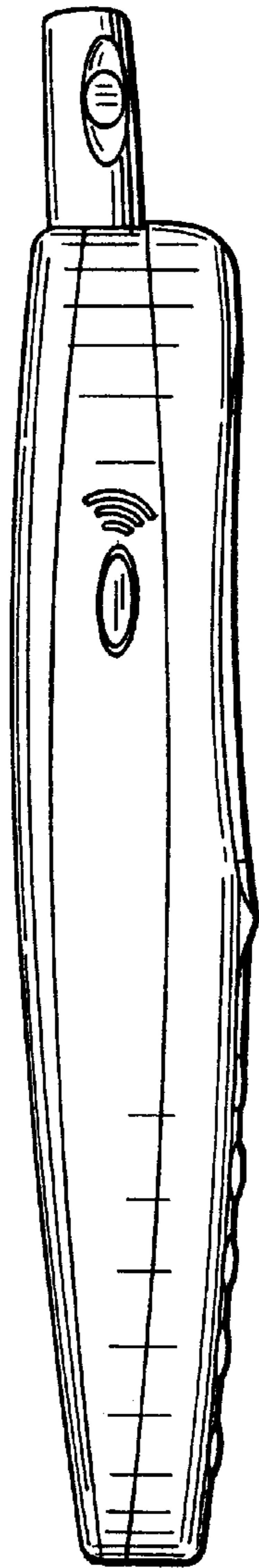


FIG. 3

FIG. 4

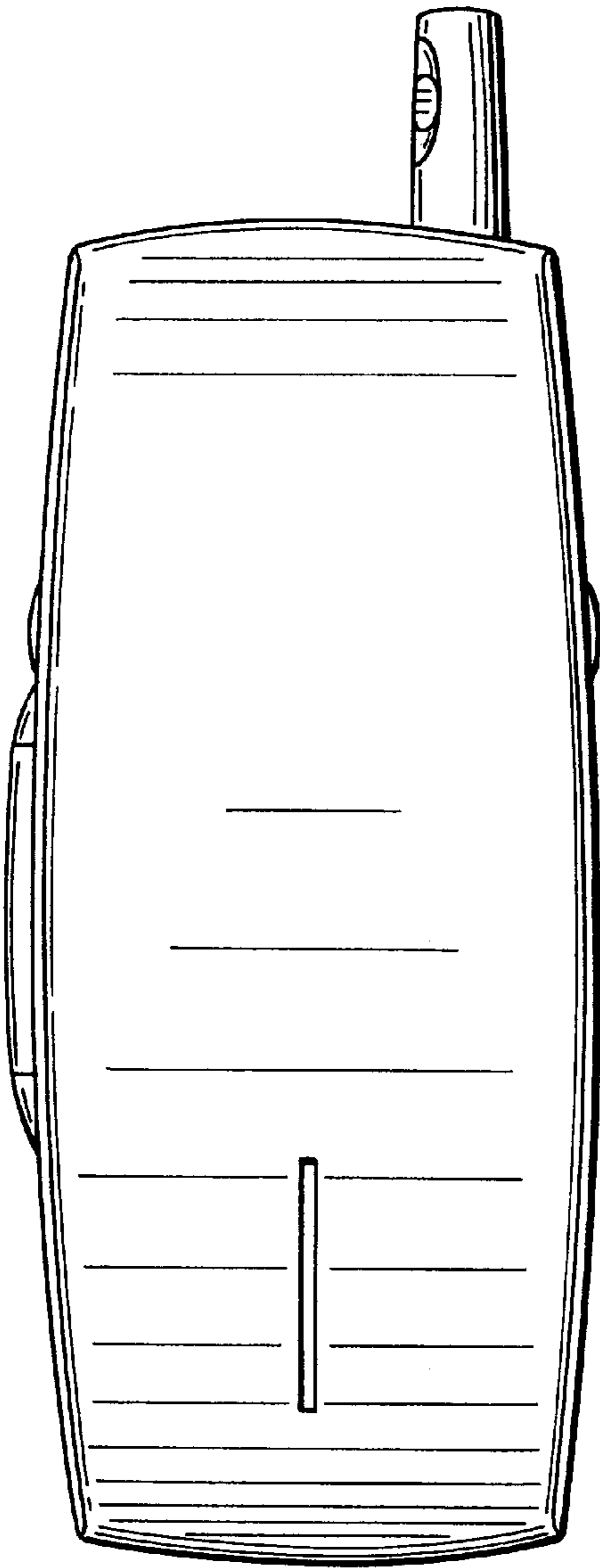
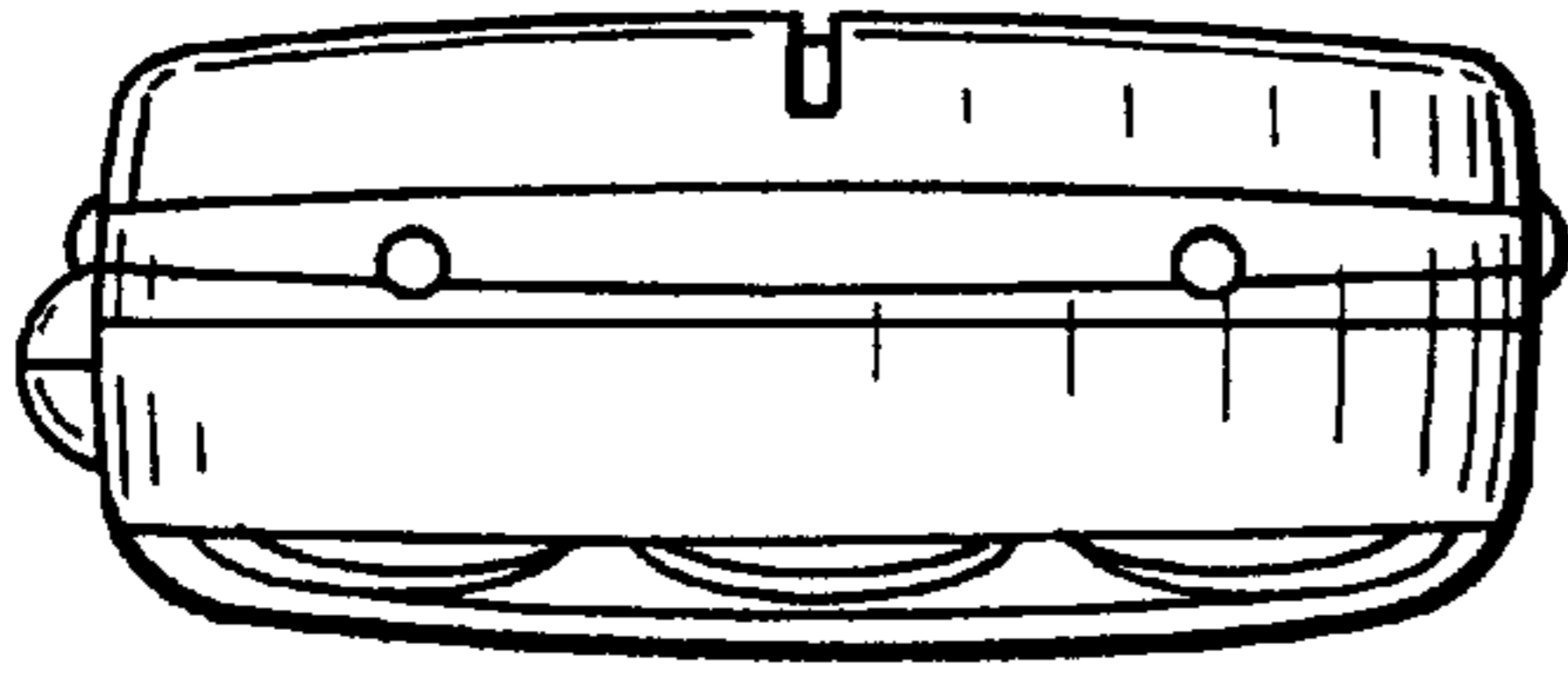


FIG. 5

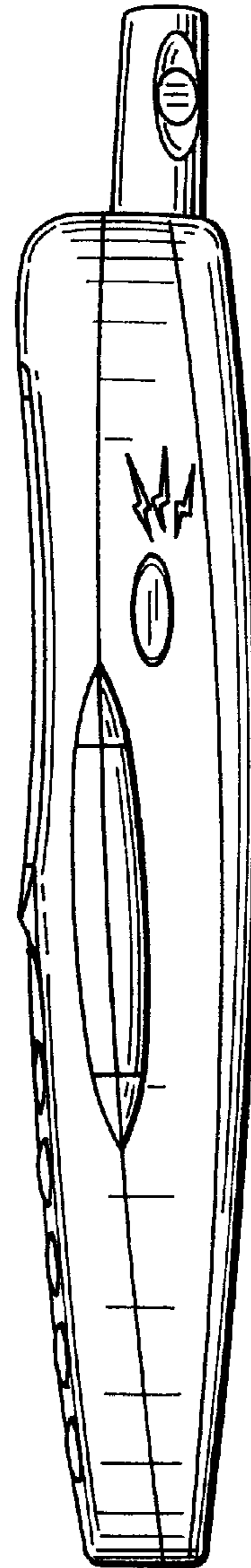


FIG. 6

FIG. 7




FIG. 8





FIG. 9

FIG. 10


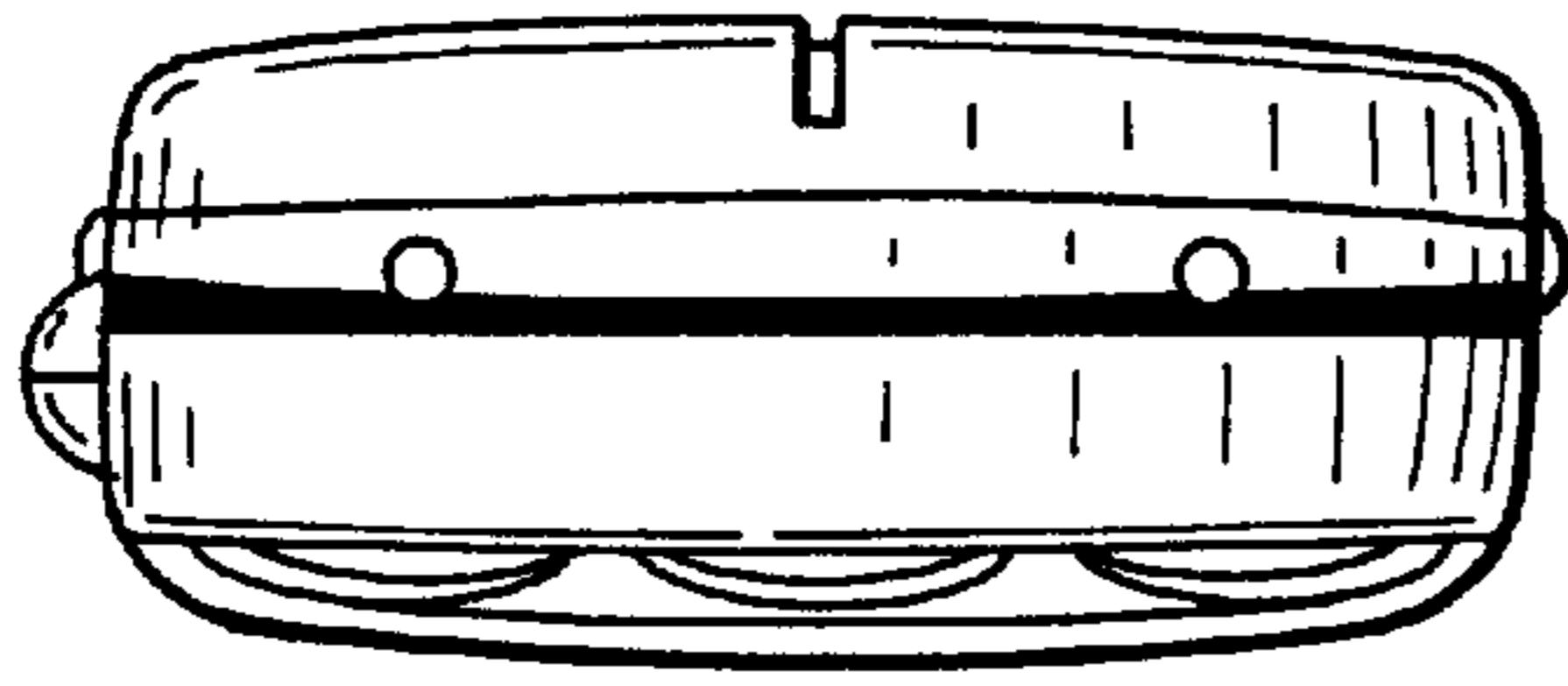


FIG. 11




FIG. 12