



US00D420317S

United States Patent [19] Ney

[11] **Patent Number: Des. 420,317**

[45] **Date of Patent: ** Feb. 8, 2000**

[54] **FRONT FACE SEGMENTS OF A VEHICLE TAILGATE**

[75] Inventor: **Clyde W. Ney, Clarkston, Mich.**

[73] Assignee: **Chrysler Corporation, Auburn Hills, Mich.**

[**] Term: **14 Years**

[21] Appl. No.: **29/093,550**

[22] Filed: **Sep. 14, 1998**

[51] **LOC (7) Cl.** **12-16**

[52] **U.S. Cl.** **D12/196**

[58] **Field of Search** **D12/196, 98, 93;**
296/26, 50, 57.1, 180.1

[56] **References Cited**

U.S. PATENT DOCUMENTS

D. 399,468	10/1998	Lund et al.	D12/196
D. 407,046	3/1999	Aros et al.	D12/98
5,110,172	5/1992	Ney et al.	296/50
5,295,374	3/1994	Bender et al.	70/208
5,448,856	9/1995	Moore et al.	49/340
5,531,498	7/1996	Kowall	296/146.4

Primary Examiner—Melody N. Brown
Attorney, Agent, or Firm—Mark P. Calcaterra

[57] **CLAIM**

The ornamental design for a front face segment of a vehicle tailgate, as shown and described.

DESCRIPTION

FIG. 1 is a perspective view of a front face segment of a vehicle tailgate.

FIG. 2 is a front view thereof illustrated with an inner panel rotated to a closed position.

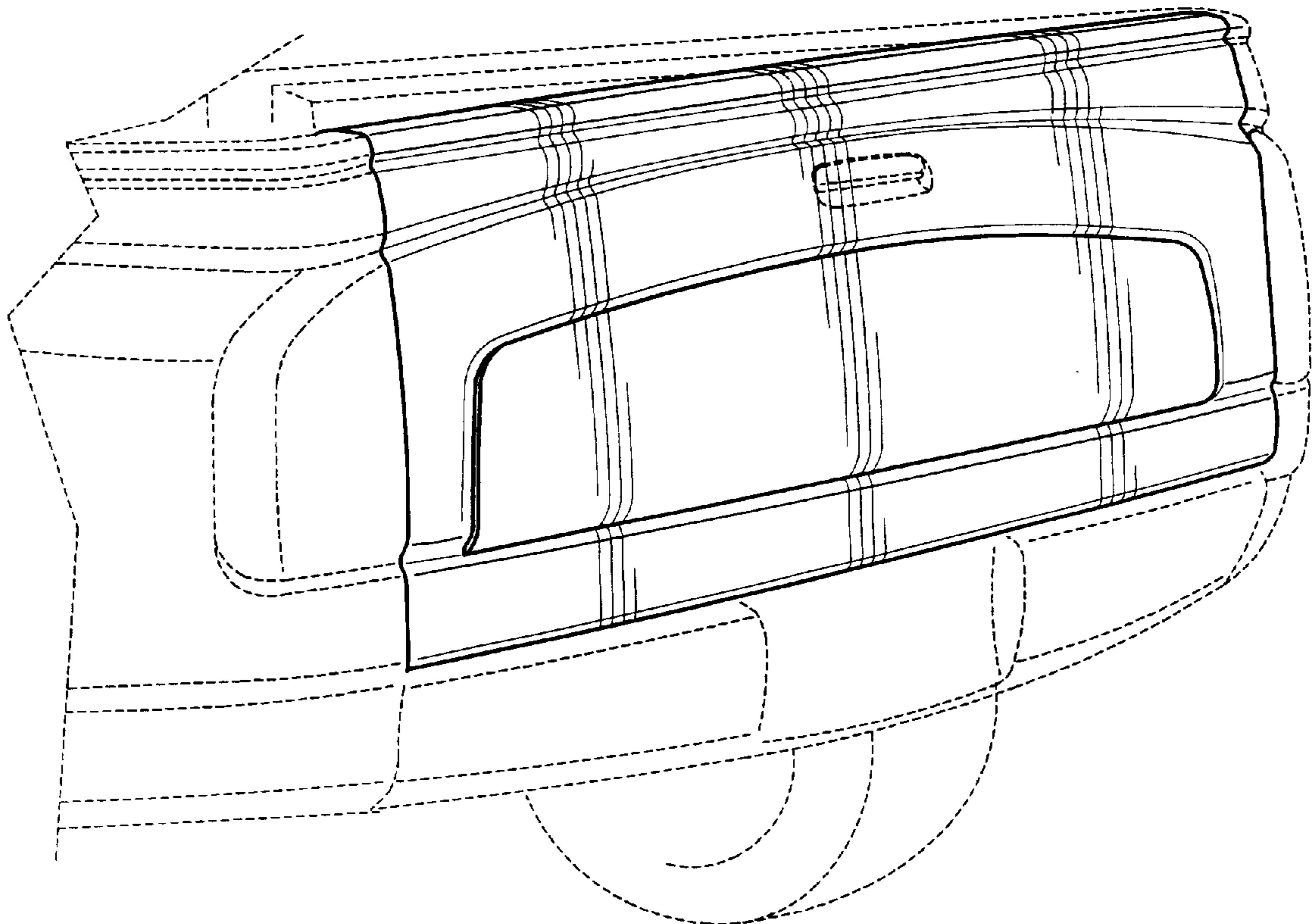
FIG. 3 is a front view thereof with the inner panel rotated to an open position.

FIG. 4 is a left side view thereof, it will be understood that the opposite side to that shown is a substantial mirror image thereof; and,

FIG. 5 is a top view thereof.

It will be understood that the broken line illustration of the remainder of the tailgate and vehicle shown throughout the drawings is for illustrative purposes only and forms no part of the present invention. It further being understood that the bottom view is not seen during the intended use.

1 Claim, 2 Drawing Sheets



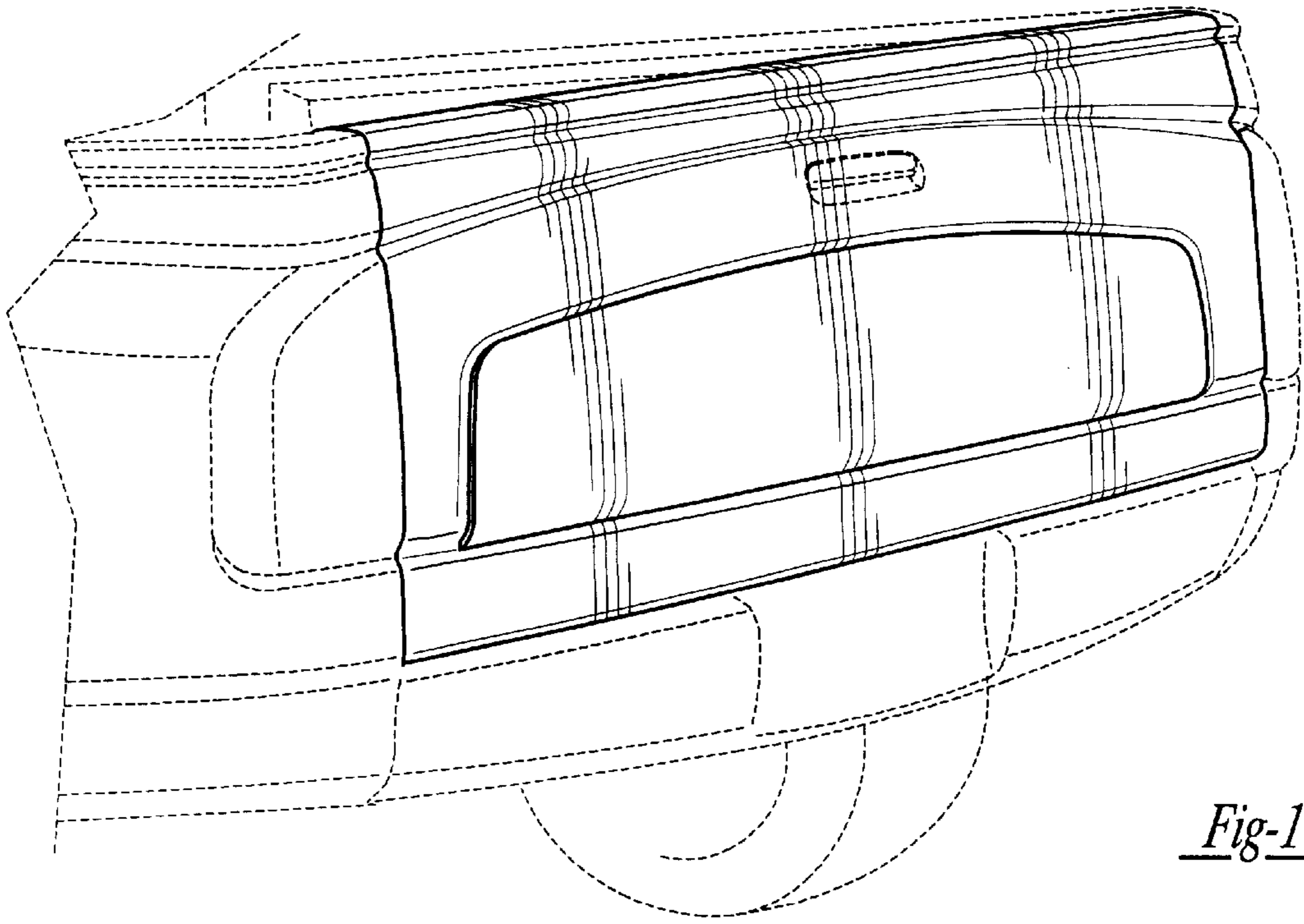


Fig-1

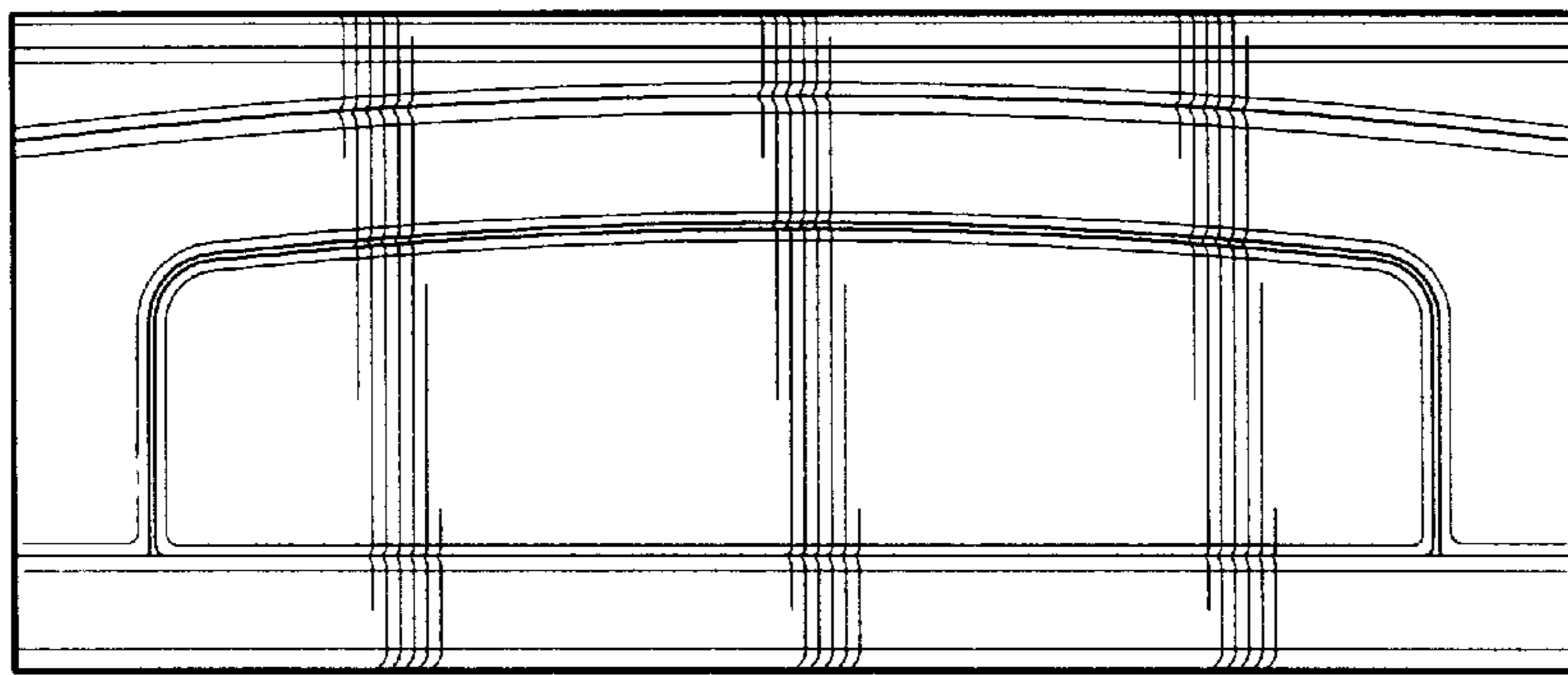


Fig-2

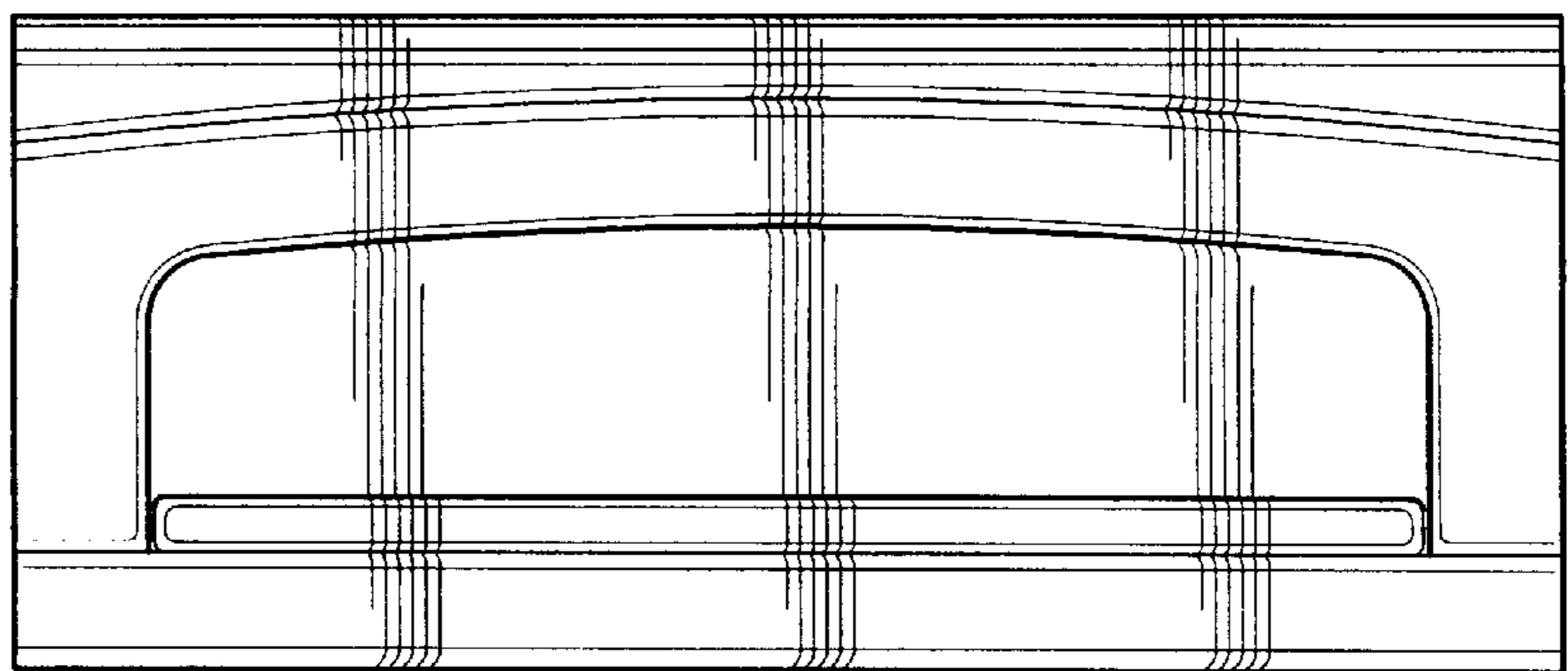


Fig-3



Fig-4

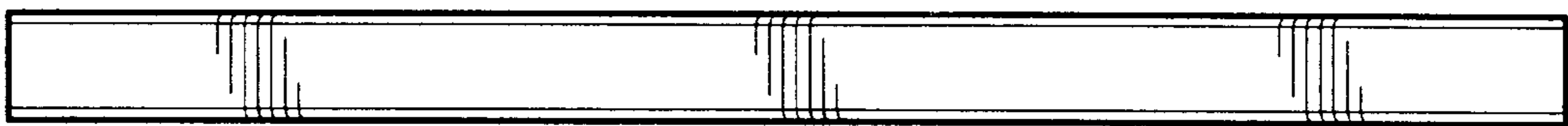


Fig-5