



US00D420303S

United States Patent [19]
Harris

[11] **Patent Number: Des. 420,303**

[45] **Date of Patent: ** Feb. 8, 2000**

[54] **WATCH AND CLOCK FACE**

[76] **Inventor: L. Jay Harris, Rte. 8 Box 1172,
Gilmer, Tex. 75644**

[**] **Term: 14 Years**

[21] **Appl. No.: 29/101,166**

[22] **Filed: Feb. 24, 1999**

[51] **LOC (7) Cl. 10-01**

[52] **U.S. Cl. D10/126**

[58] **Field of Search D10/1-40, 122-132;
368/223, 228-229, 232, 280-282, 285**

[56] **References Cited**

U.S. PATENT DOCUMENTS

- D. 45,101 1/1914 Bridges D10/126
- D. 81,104 5/1930 Moeller D10/126
- D. 99,432 4/1936 Duffy D10/126
- D. 104,049 4/1937 Rainbault D10/23

- D. 131,048 1/1942 Yotte D10/124
- D. 152,199 12/1948 Jenkins D10/126
- D. 244,178 5/1977 D'Aiuto D10/126
- D. 244,179 5/1977 D'Aiuto D10/126
- D. 293,658 1/1988 Hankinson D10/126

Primary Examiner—Nelson C. Holtje
Attorney, Agent, or Firm—John M. Harrison


[57] **CLAIM**

The ornamental design for a “watch and clock face”, as shown and described.

DESCRIPTION

FIG. 1 is a front view of the watch and clock face, showing my new design;
FIG. 2 is a right side, left side, top and bottom elevation view of the watch and clock face; and,
FIG. 3 is a rear elevation of the watch and clock face illustrated in FIGS. 1 and 2.

1 Claim, 2 Drawing Sheets






FIG. 1

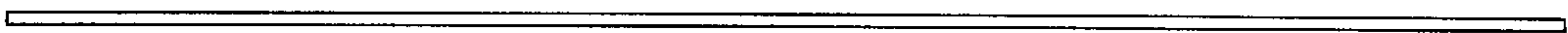


FIG. 2

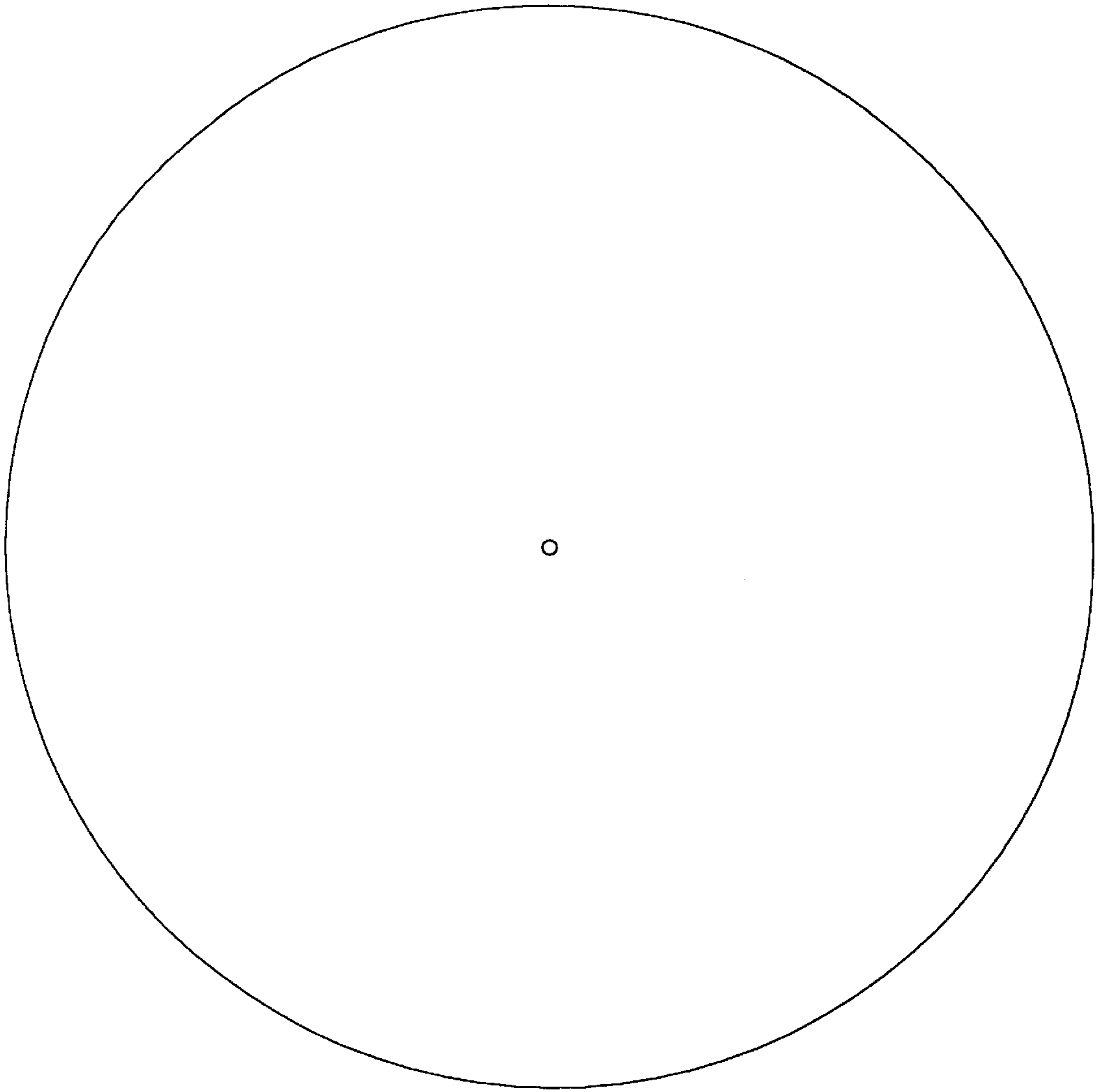


FIG. 3