



US00D420294S

United States Patent [19]
Saito

[11] **Patent Number: Des. 420,294**

[45] **Date of Patent: ** Feb. 8, 2000**

[54] **WRIST WATCH CASE**

[75] Inventor: **Shuji Saito**, Akishima, Japan

[73] Assignee: **Citizen Watch Co., Ltd.**, Japan

[**] Term: **14 Years**

[21] Appl. No.: **29/092,904**

[22] Filed: **Aug. 28, 1998**

[51] **LOC (7) Cl.** **10-02**

[52] **U.S. Cl.** **D10/30; D10/38**

[58] **Field of Search** D10/1-40, 122-132;
368/280-282, 276-277, 285, 294-295,
223, 232

[56] **References Cited**

U.S. PATENT DOCUMENTS

- D. 237,784 11/1975 Cruse D10/38
- D. 352,465 11/1994 Ventrella D10/32

- D. 397,619 9/1998 Lee .
- D. 397,620 9/1998 Fujihara et al. .
- D. 401,513 11/1998 Coquerel D10/39
- D. 401,514 11/1998 Coquerel D10/39

Primary Examiner—Nelson C. Holtje
Attorney, Agent, or Firm—Pillsbury Madison & Sutro LLP

[57] **CLAIM**

The ornamental design for a wrist watch case, as shown.

DESCRIPTION

FIG. 1 is a front and right side perspective view of a wrist watch case showing my new design, FIG. 2 is a front elevational view thereof, FIG. 3 is a rear elevational view thereof, FIG. 4 is a left side elevational view thereof, FIG. 5 is a right side elevational view thereof, FIG. 6 is a top plan view thereof; and, FIG. 7 is a bottom plan view thereof.

1 Claim, 2 Drawing Sheets



FIG. 1



FIG. 2



FIG. 3




FIG. 4




FIG. 5




FIG. 6




FIG. 7

