



US00D420293S

**United States Patent** [19]  
**Parmigiani**

[11] **Patent Number: Des. 420,293**

[45] **Date of Patent: \*\* Feb. 8, 2000**

[54] **WATCH CASE**

[76] Inventor: **Michel Parmigiani**, Rue de Buttes, 14,  
2114 Flourier, Switzerland

[\*\*] Term: **14 Years**

[21] Appl. No.: **29/092,077**

[22] Filed: **Aug. 12, 1998**

[30] **Foreign Application Priority Data**

Apr. 14, 1998 [WO] WIPO ..... DM/043697

[51] **LOC (7) Cl.** ..... **10-02**

[52] **U.S. Cl.** ..... **D10/30; D10/39**

[58] **Field of Search** ..... D10/1-40, 122-132;  
368/280-282, 276-277, 285

[56] **References Cited**

**U.S. PATENT DOCUMENTS**

D. 108,739 3/1938 Merz ..... D10/30  
D. 111,530 9/1938 Wuischpard ..... D10/30

D. 115,060 5/1939 Barthman ..... D10/31  
D. 151,301 10/1948 Tuffo ..... D10/30  
D. 278,130 3/1985 Houlihan ..... D10/30  
1,675,675 7/1928 Wardsworth .  
2,123,688 7/1938 Whitehead .  
2,541,432 2/1951 Muehlbauer ..... 368/10

*Primary Examiner*—Nelson C. Holtje

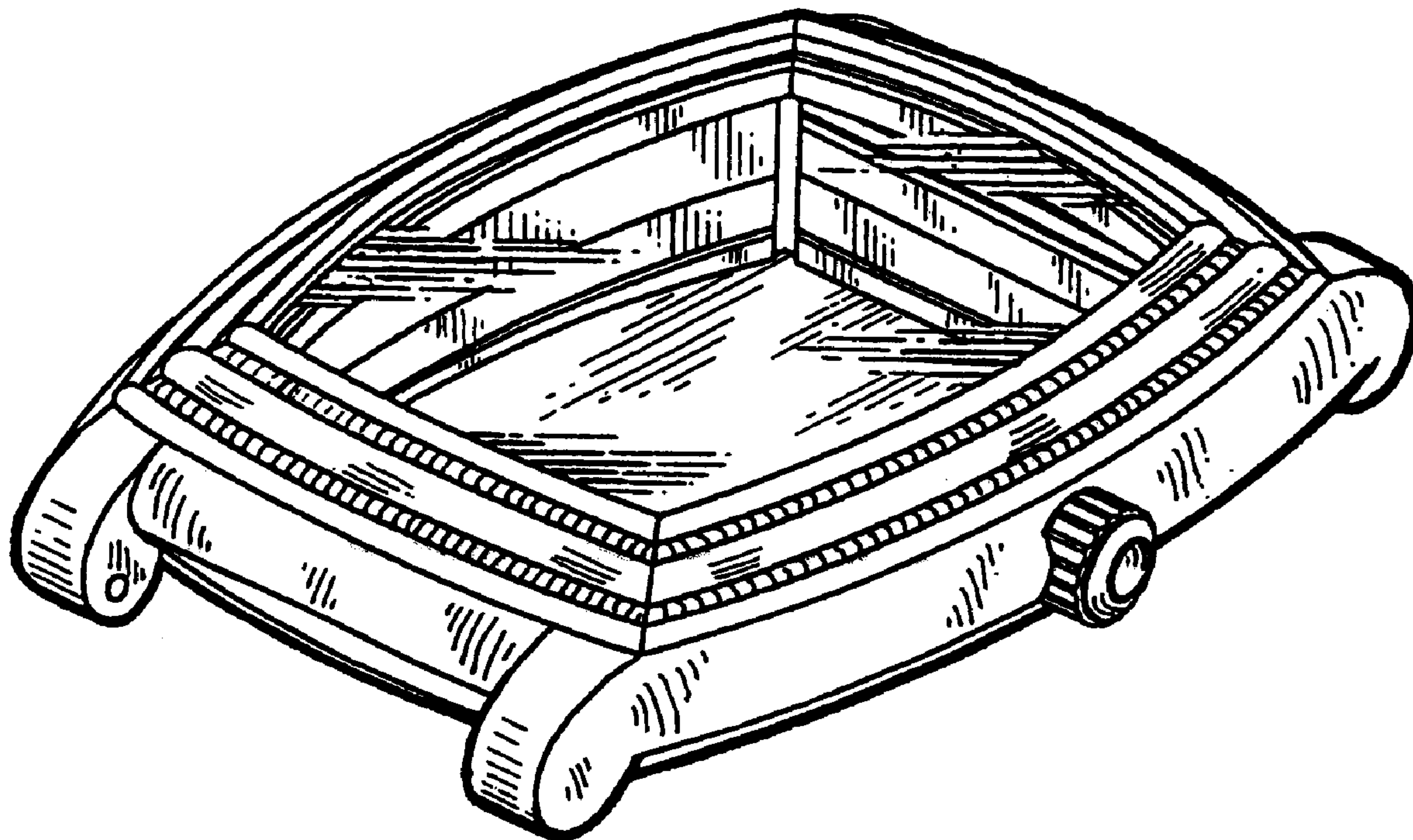
[57] **CLAIM**

The ornamental design for a watch case, as shown.

**DESCRIPTION**

FIG. 1 is a perspective view of a watch case showing my new design.  
FIG. 2 is a top elevational view thereof  
FIG. 3 is a bottom elevational view thereof;  
FIG. 4 is a right side elevational view thereof  
FIG. 5 is a left side elevational view thereof;  
FIG. 6 is a top plan view thereof; and,  
FIG. 7 is a bottom plan view thereof.

**1 Claim, 2 Drawing Sheets**



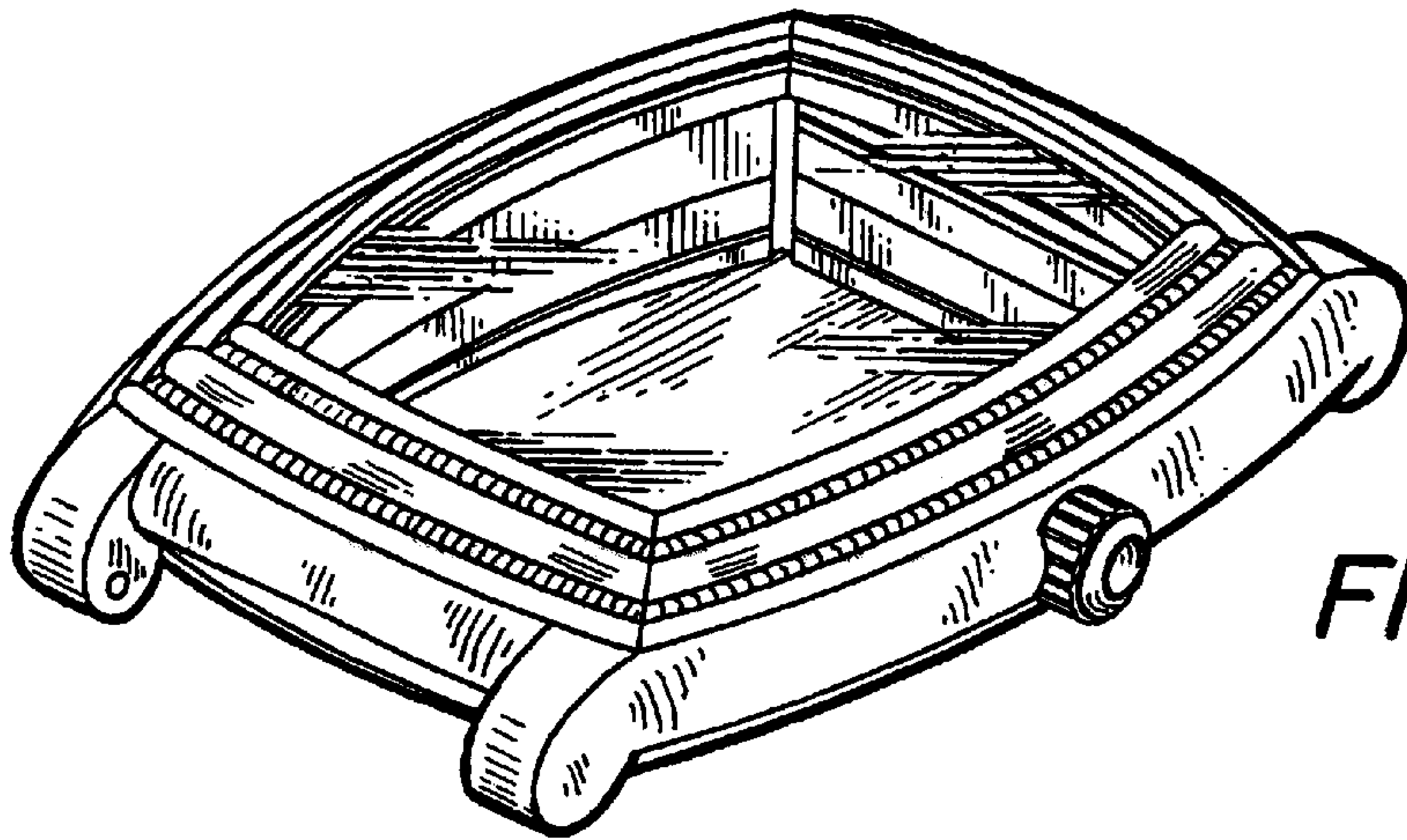


FIG. 1




FIG. 2

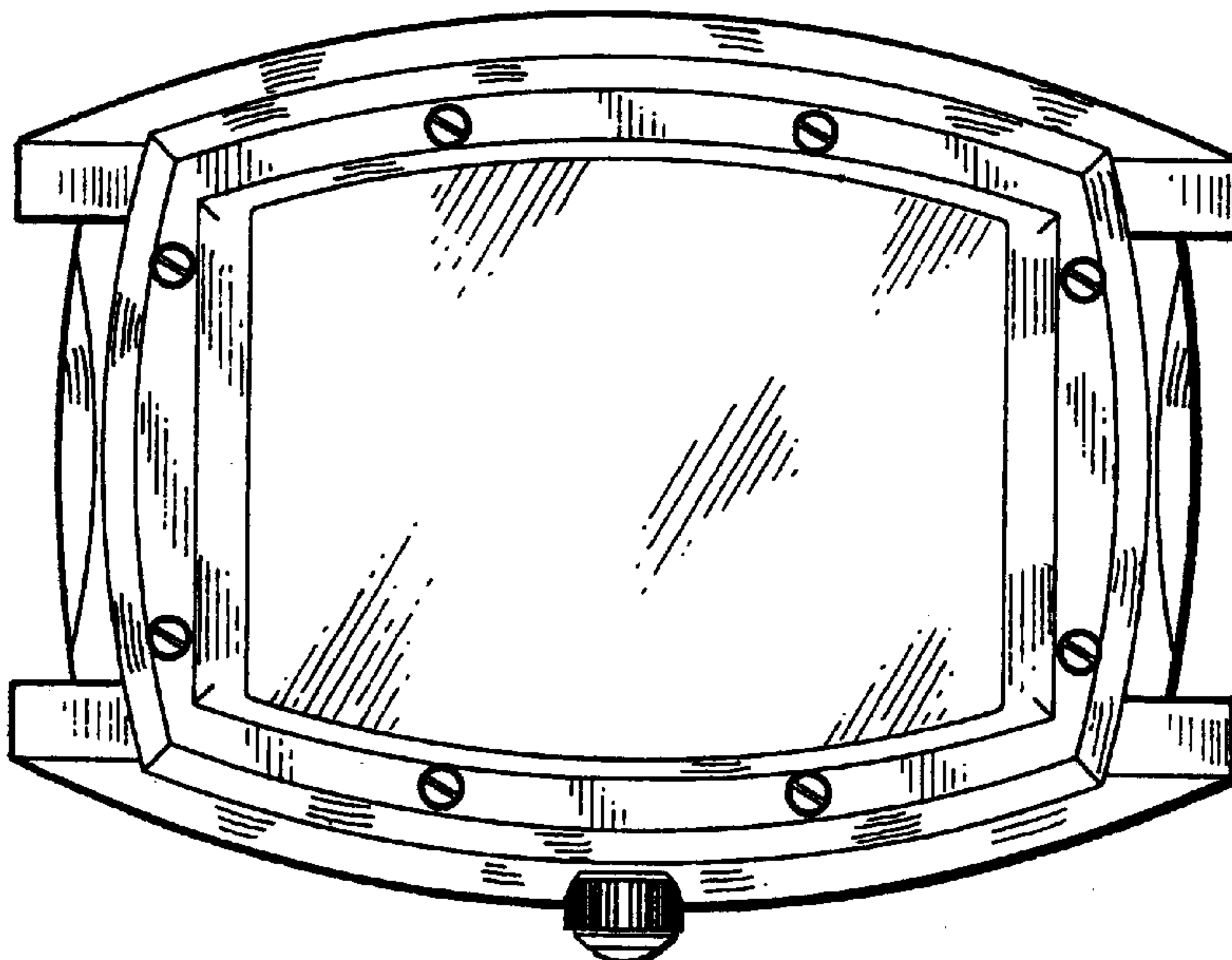




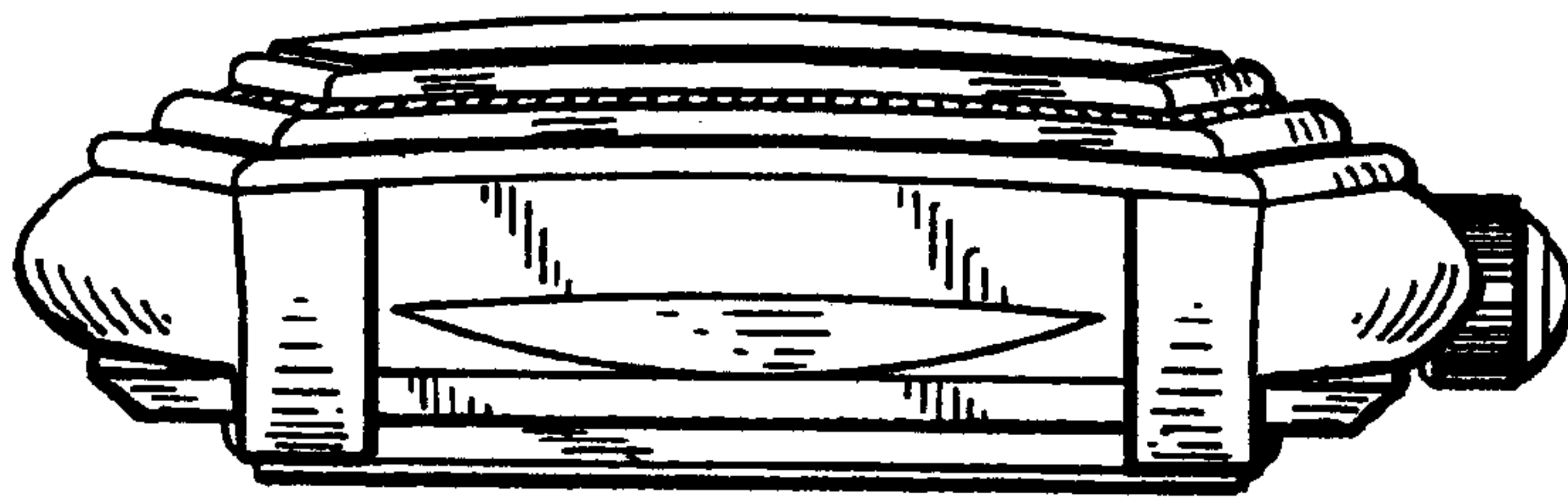
FIG. 3



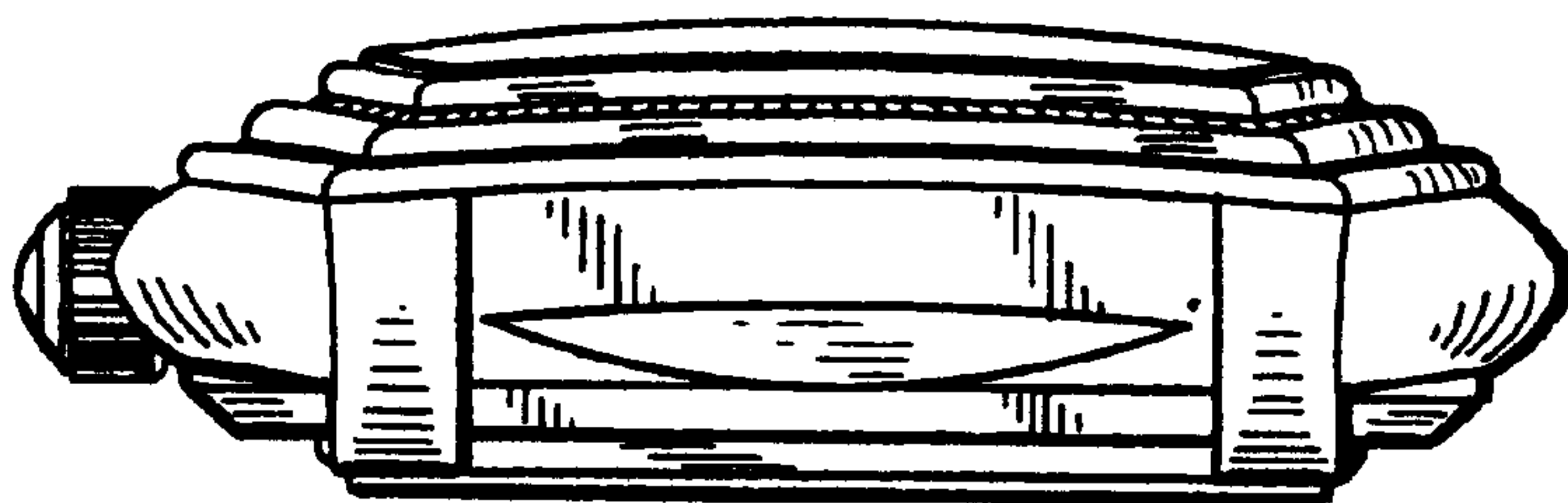
*FIG. 4*



*FIG. 5*



*FIG. 6*



*FIG. 7*