



US00D420289S

United States Patent [19]
Gavorski et al.

[11] **Patent Number: Des. 420,289**
[45] **Date of Patent: ** Feb. 8, 2000**

[54] **CLEANING SYSTEM CONTAINER**

[75] Inventors: **Micheal Gavorski; Tammy Westerman**, both of Cleveland;
Nicholas Stanca, Westlake, all of Ohio

[73] Assignee: **State Industrial Products Corporation**, Cleveland, Ohio

[**] Term: **14 Years**

[21] Appl. No.: **29/082,349**

[22] Filed: **Jan. 21, 1998**

[51] **LOC (7) Cl.** **09-01**

[52] **U.S. Cl.** **D9/531**

[58] **Field of Search** D9/500, 502-503,
D9/507-508, 510, 516, 520, 522, 527-528,
530-531, 533, 546, 551, 554, 557, 559,
564, 569, 572-573; 215/370-375, 382-385,
396, 398; 220/771-772

[56] **References Cited**

U.S. PATENT DOCUMENTS

D. 245,577 8/1977 Smythe D9/527

D. 306,140 2/1990 Chambers et al. D9/528
D. 322,561 12/1991 Girouard D9/524
D. 333,981 3/1993 Brown et al. D9/531
D. 339,066 9/1993 Brown et al. D9/528
D. 345,506 3/1994 Potts et al. D9/572
D. 353,334 12/1994 Brown et al. D9/531
4,572,412 2/1986 Brach et al. 215/382

Primary Examiner—Ted Shooman
Assistant Examiner—Carol Radenmaker
Attorney, Agent, or Firm—Lightbody & Lucas

[57] **CLAIM**

The ornamental design for an cleaning system container substantially, as shown and described.

DESCRIPTION

FIG. 1 is a perspective view of the container;
FIG. 2 is a left side view, the right side view a substantially similar mirror image;
FIG. 3 is a handle side view;
FIG. 4 is a back side view;
FIG. 5 is a top view; and,
FIG. 6 is a bottom view.

1 Claim, 4 Drawing Sheets




FIG. 1

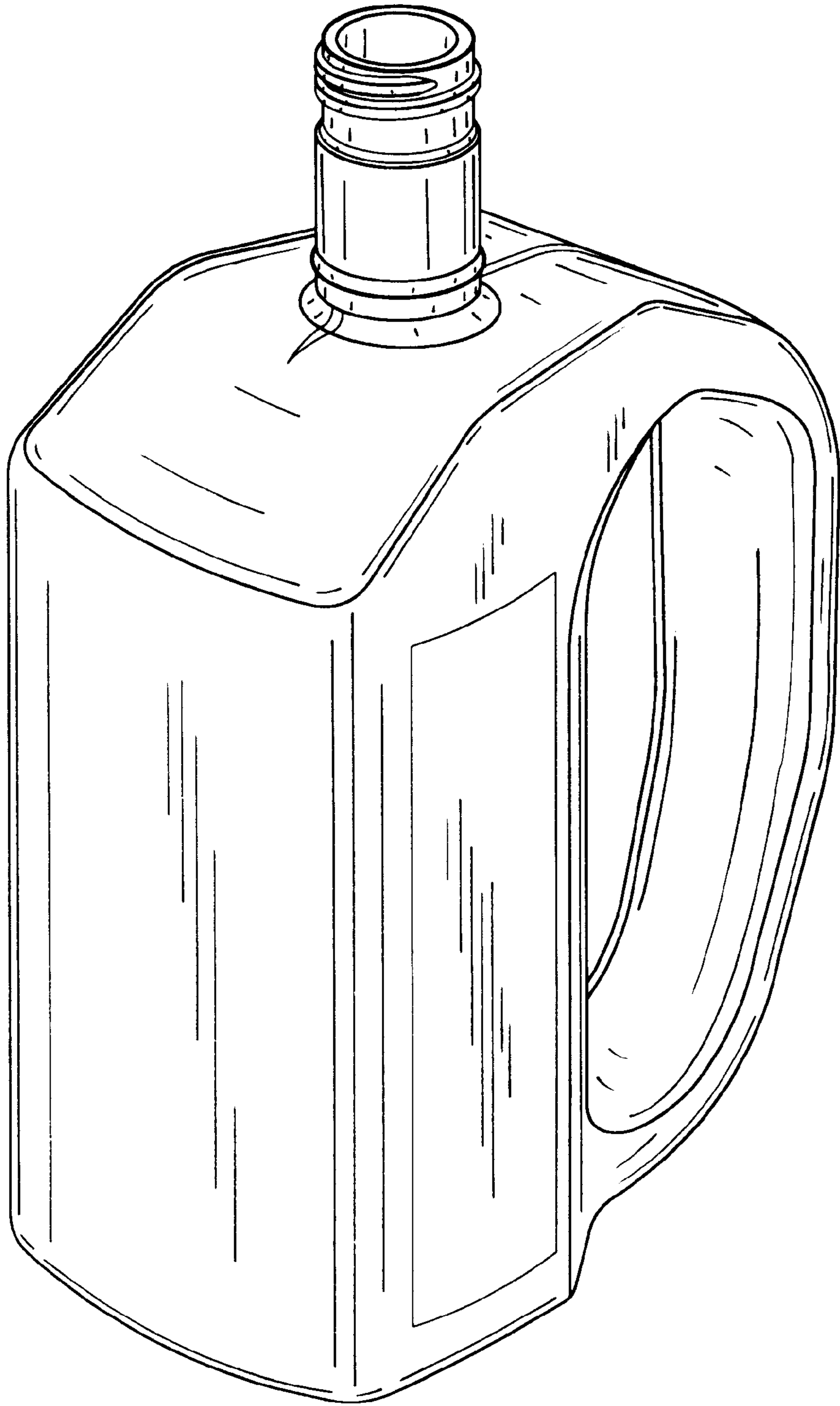


FIG. 2

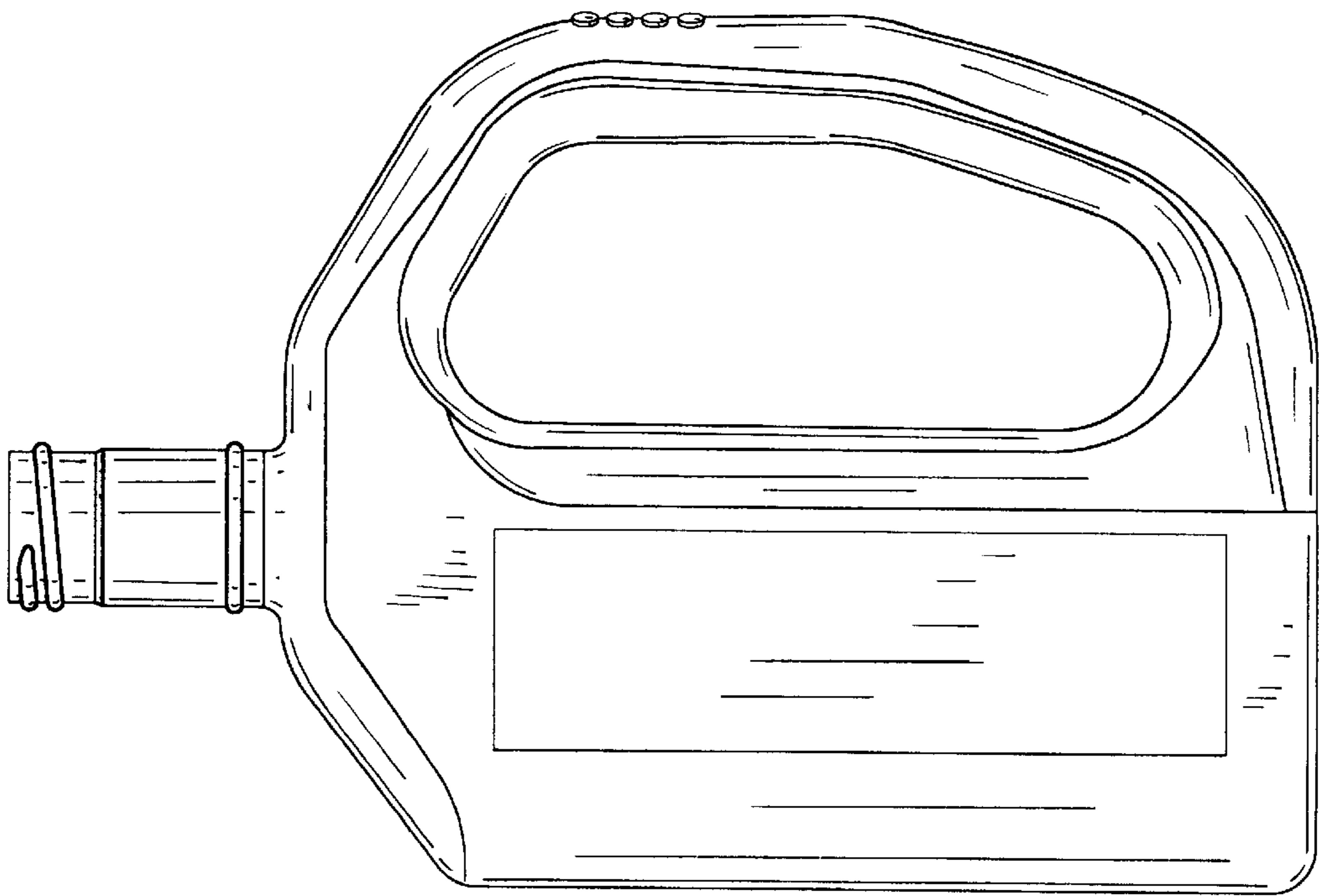


FIG. 4




FIG. 3

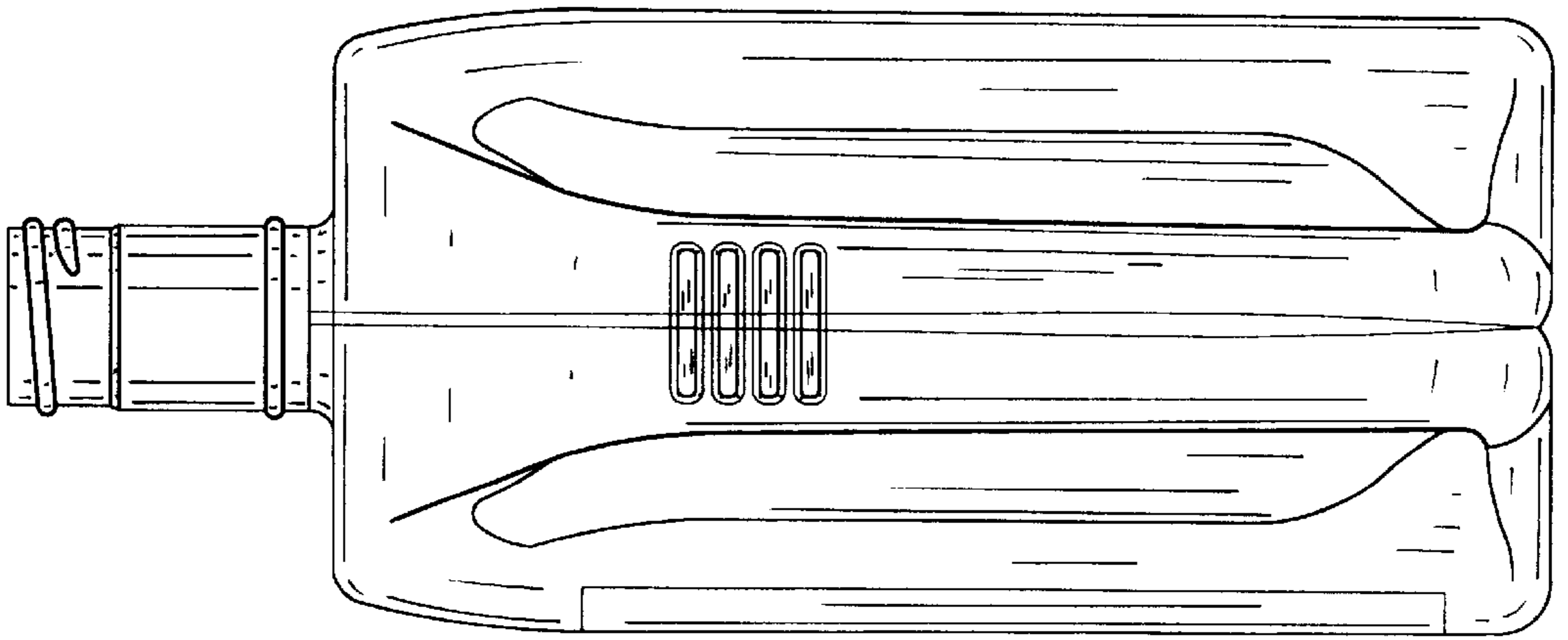


FIG. 5

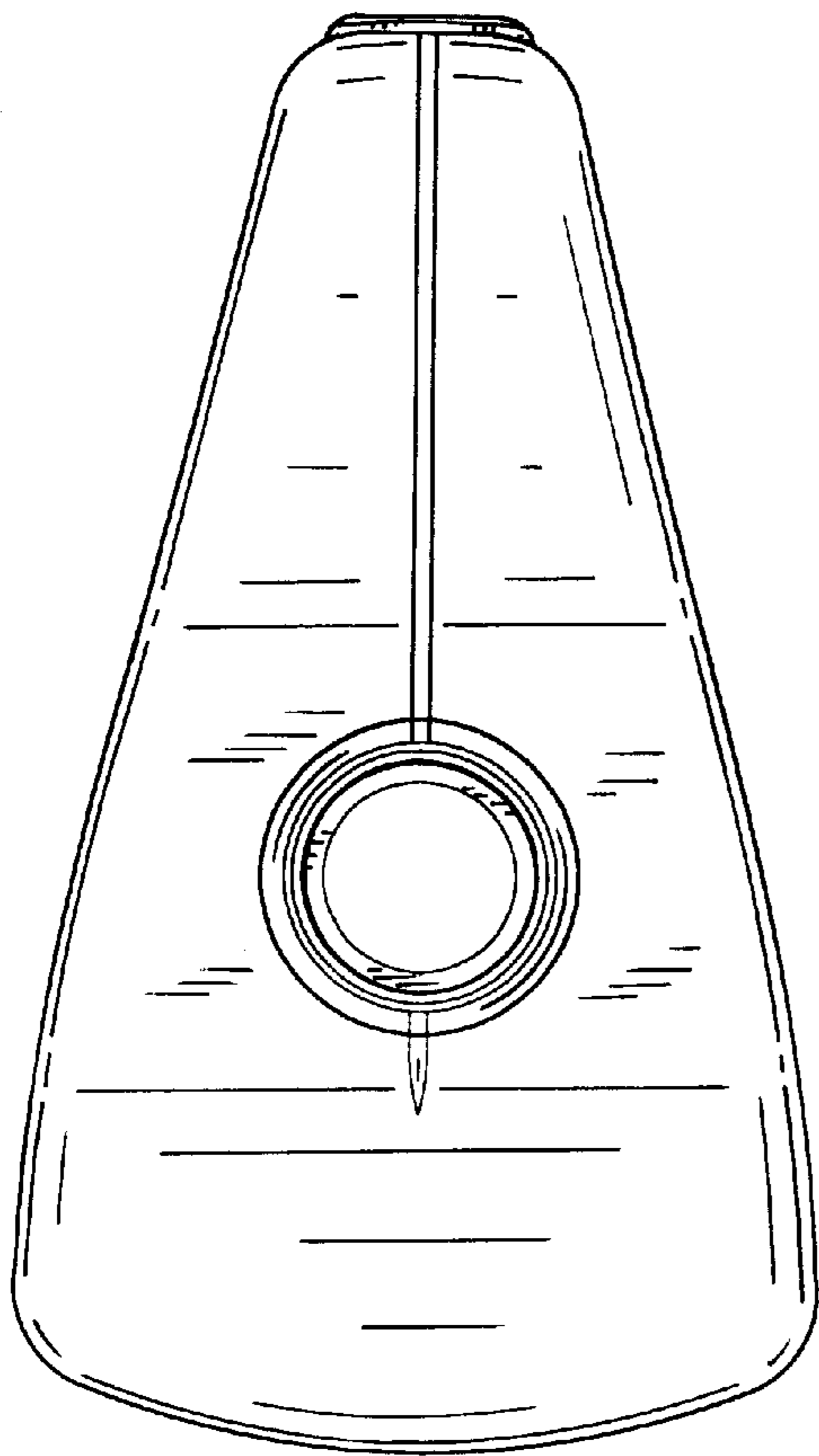


FIG. 6

