



US00D420286S

United States Patent [19]
Simbürger et al.

[11] **Patent Number: Des. 420,286**
[45] **Date of Patent: ** Feb. 8, 2000**

[54] **FOOD PACKAGING UNIT**

[75] Inventors: **Stephan Simbürger**, Munich; **Klaus Rolf Wernecke**, Bruckmuehl, both of Germany

[73] Assignee: **Kraft Jacobs Suchard R&D, Inc.**, Germany

[**] Term: **14 Years**

[21] Appl. No.: **29/063,742**

[22] Filed: **Dec. 13, 1996**

[30] **Foreign Application Priority Data**

Jun. 14, 1996 [DE] Germany M 96 05 175

[51] **LOC (7) Cl.** **09-03**

[52] **U.S. Cl.** **D9/431; D9/432; D1/102**

[58] **Field of Search** D9/341, 414, 415, D9/418, 419, 424, 431, 432; D1/102-103, 105; 220/507, 602, 662, 801, DIG. 15; 229/120.02, 120.07, 164, 183, 185, 194

[56] **References Cited**

U.S. PATENT DOCUMENTS

- D. 319,975 9/1991 Mallon D9/415
- D. 325,224 4/1992 Russell D9/341 X
- D. 342,892 1/1994 Teerds D9/341
- D. 365,482 12/1995 Larimore D9/418 X
- 3,009,564 11/1961 Geloso 220/801 X
- 3,323,639 6/1967 Krzyzanowski 229/164

FOREIGN PATENT DOCUMENTS

- 0 028 278 A1 5/1981 European Pat. Off. .
- 0 237 715 A3 1/1987 European Pat. Off. .
- 0 375 513 A1 6/1990 France .
- 2 654 707 A3 5/1991 France .
- 2 679 201 A1 1/1993 France .
- 1 578 721 11/1980 United Kingdom .

Primary Examiner—Nanda Bondade
Attorney, Agent, or Firm—Fitch, Even, Tabin & Flannery

[57] **CLAIM**

The ornamental design for a food packaging unit, as shown and described.

DESCRIPTION

FIG. 1 is a perspective view of a food packaging unit showing our new design;

FIG. 2 is a front elevational view of the embodiment of FIG. 1, the left side, right side, and rear elevational views being identical thereto;

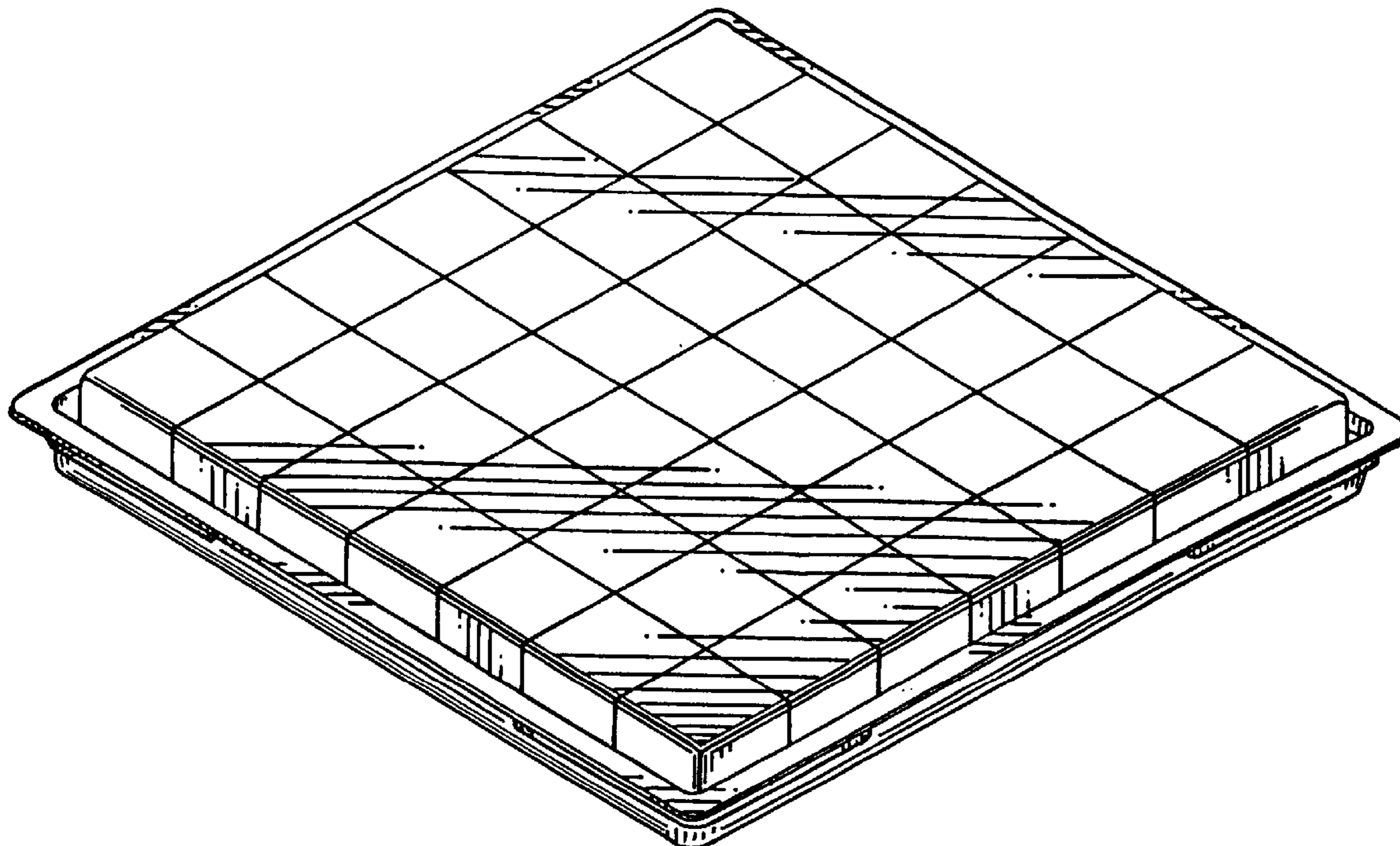
FIG. 3 is a top plan view of the embodiment of FIG. 1, the bottom thereof forming no part of the claimed design;

FIG. 4 is a perspective view of a second embodiment of FIG. 1;

FIG. 5 is a front elevational view of the embodiment of FIG. 4, the left side, right side, and rear elevational views being identical thereto; and,

FIG. 6 is a top plan view of the embodiment of FIG. 4, the bottom thereof forming no part of the claimed design.

1 Claim, 3 Drawing Sheets



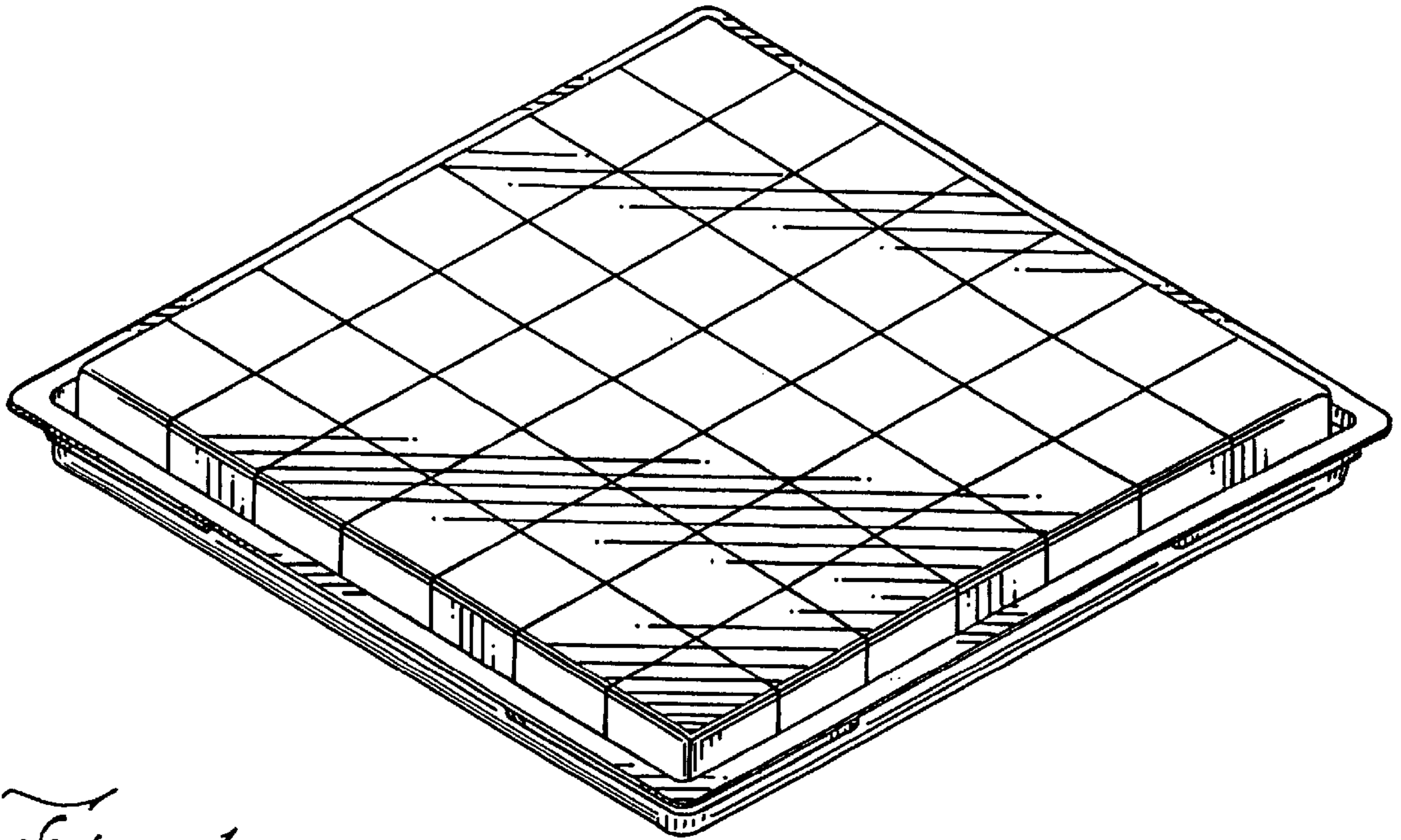


Fig. 1

Fig. 4

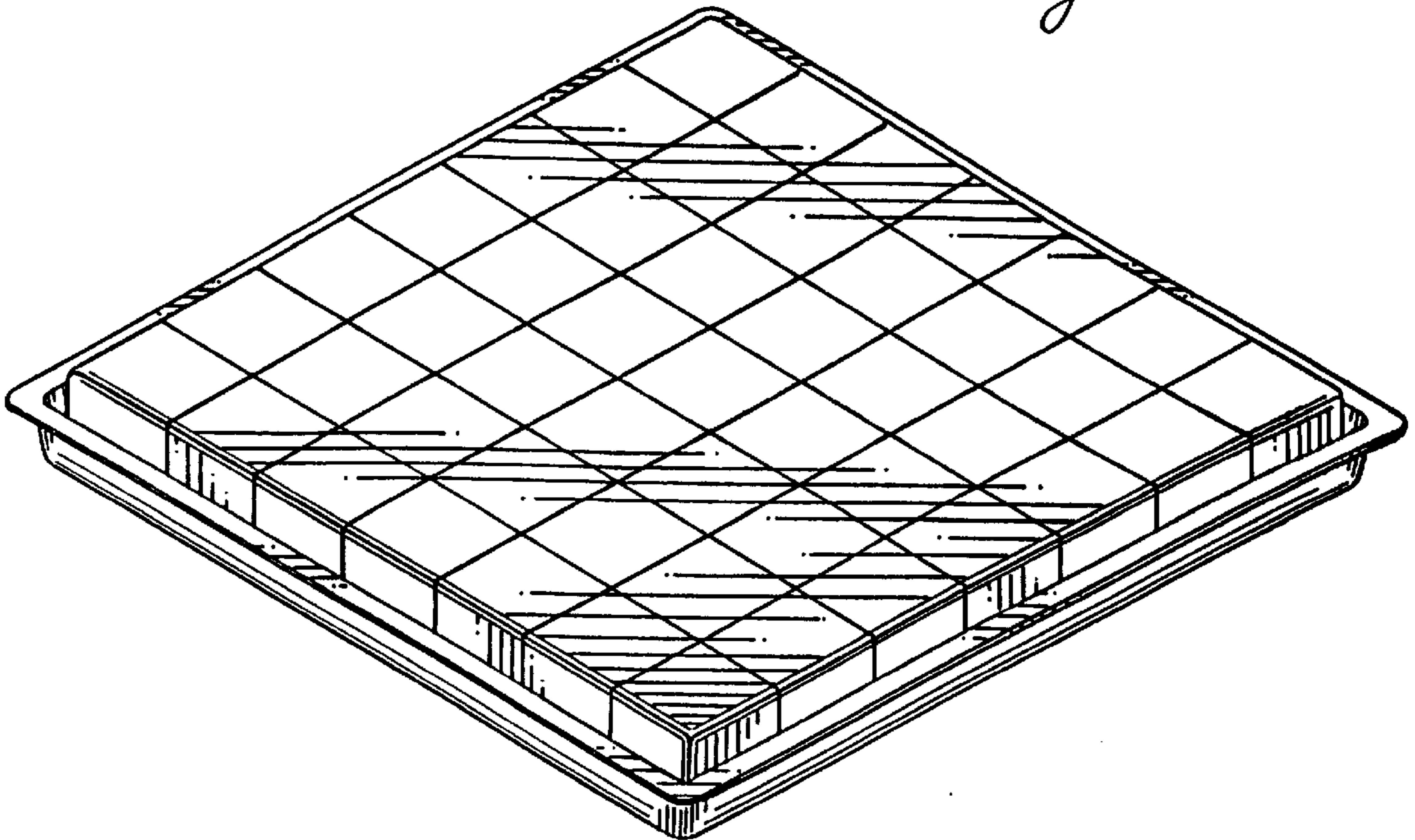


Fig. 2




Fig. 3

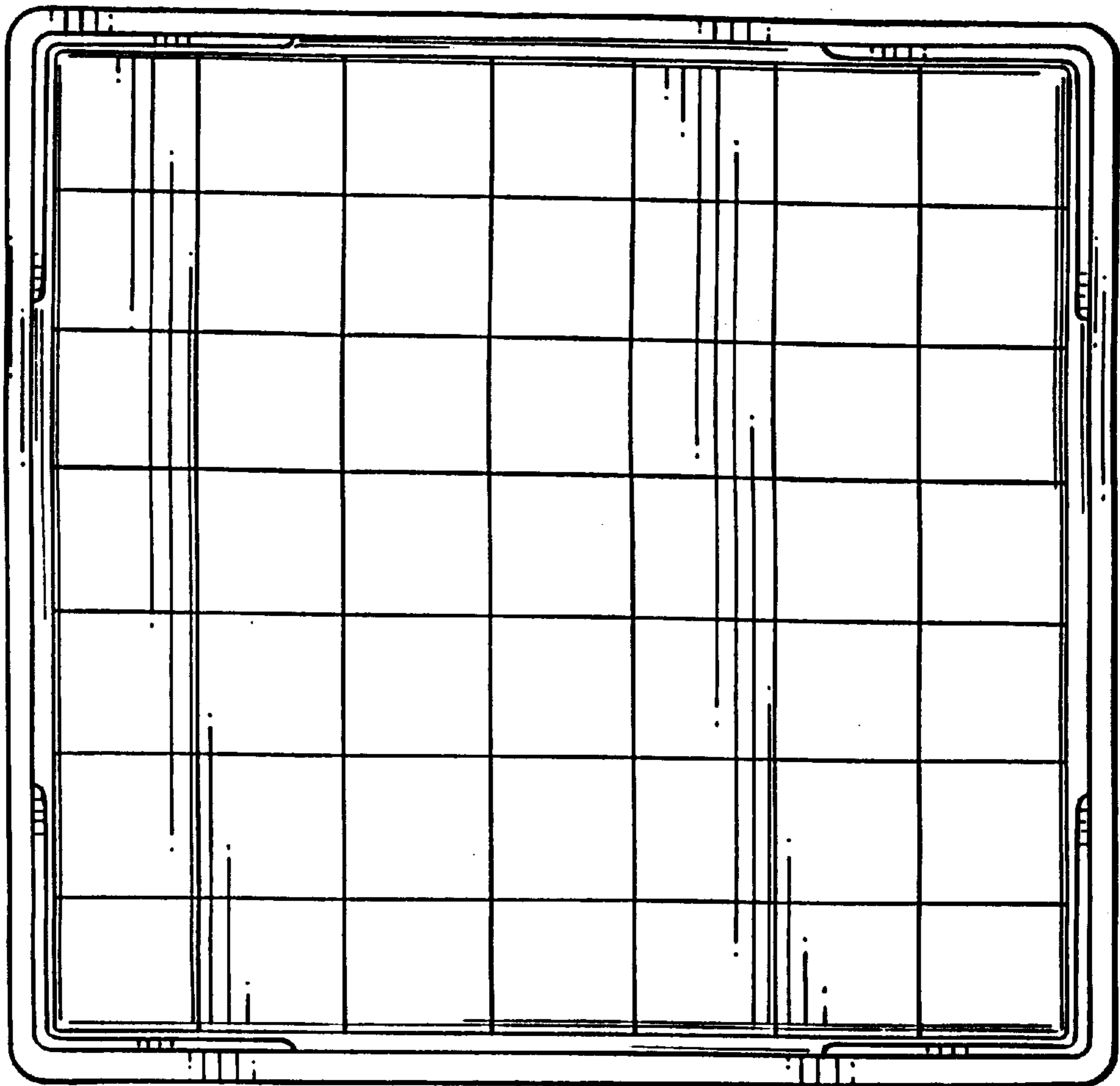


Fig. 5




Fig. 6

