



US00D420220S

# United States Patent [19]

[11] Patent Number: Des. 420,220

Apps et al.

[45] Date of Patent: \*\* Feb. 8, 2000

[54] STACKABLE LOW DEPTH TRAY

[75] Inventors: William P. Apps; Philip C. Hwang,  
both of Alpharetta, Ga.

[73] Assignee: Rehrig Pacific Company, Los Angeles,  
Calif.

[\*\*] Term: 14 Years

[21] Appl. No.: 29/089,494

[22] Filed: Jun. 16, 1998

[51] LOC (7) Cl. .... 03-01

[52] U.S. Cl. .... D3/311; D3/304; D3/307;  
D3/310; D3/312; D3/313; D3/314

[58] Field of Search ..... D3/304, 310, 311,  
D3/312, 313, 314; 206/203, 503, 506, 507;  
220/23.4, 516, 517, 519

## [56] References Cited

### U.S. PATENT DOCUMENTS

D. 319,129	8/1991	Apps et al. ....	D3/311
D. 327,972	7/1992	Apps et al. ....	D3/313
D. 378,249	3/1997	Apps et al. ....	D3/310
D. 380,901	7/1997	Apps et al. ....	D3/311
5,465,843	11/1995	Koefeldt ..... 206/507	
5,487,487	1/1996	Hammett ..... 206/503	
5,855,277	1/1999	Apps et al. .... 220/516	

Primary Examiner—Louis S. Zarfes  
Assistant Examiner—Monica A. Weingart  
Attorney, Agent, or Firm—Brooks & Kushman P.C.

## [57] CLAIM

The ornamental design for the stackable low depth tray, as shown.

## DESCRIPTION

FIG. 1 is a perspective view of a stackable low depth tray showing the ornamental design in accordance with a preferred embodiment of the invention;

FIG. 2 is a side view of a stackable low depth tray showing the ornamental design in accordance with the preferred embodiment of the invention;

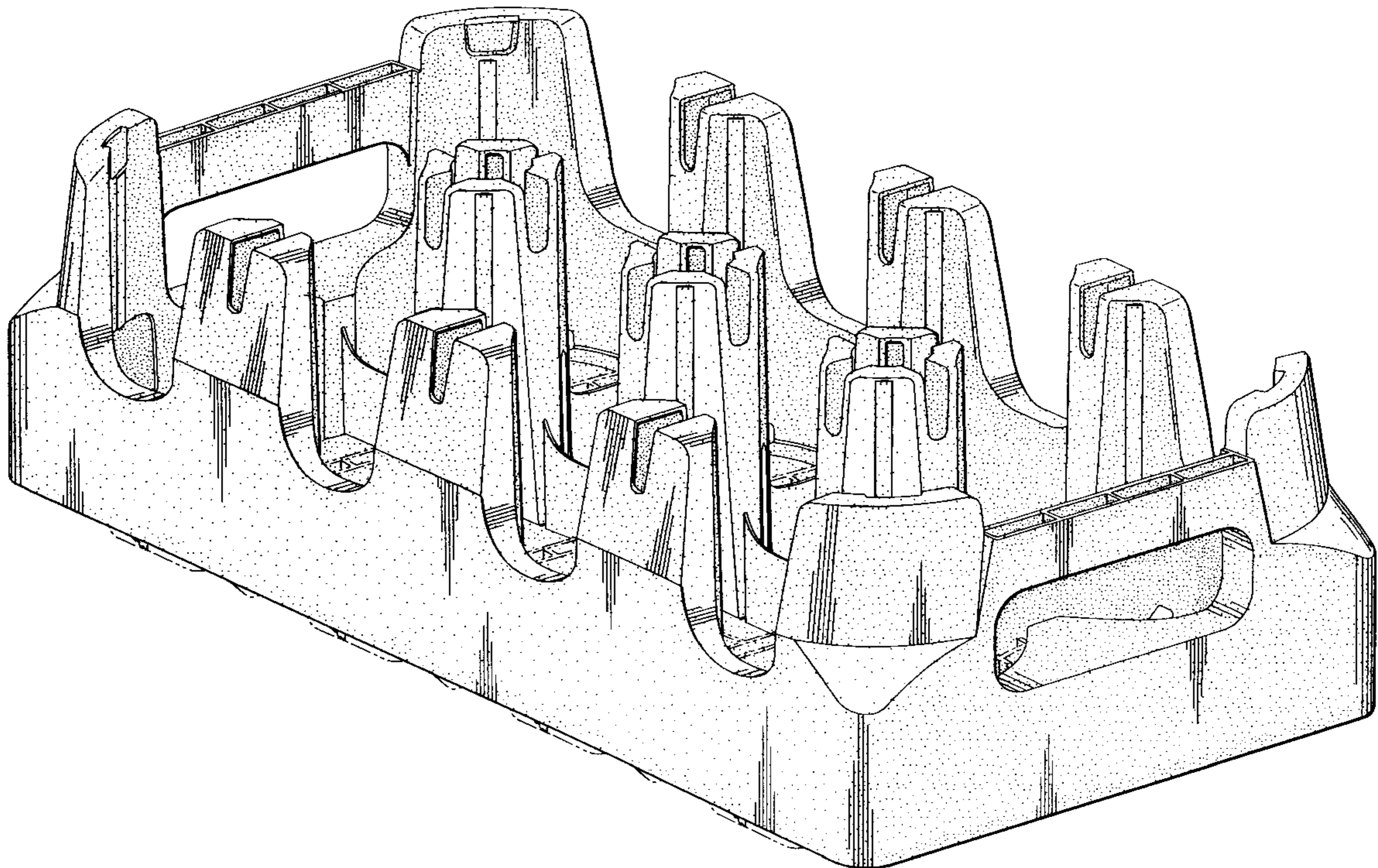
FIG. 3 is an end view of a stackable low depth tray showing the ornamental design in accordance with the preferred embodiment of the invention;

FIG. 4 is a top view of a stackable low depth tray showing the ornamental design in accordance with the preferred embodiment of the invention; and

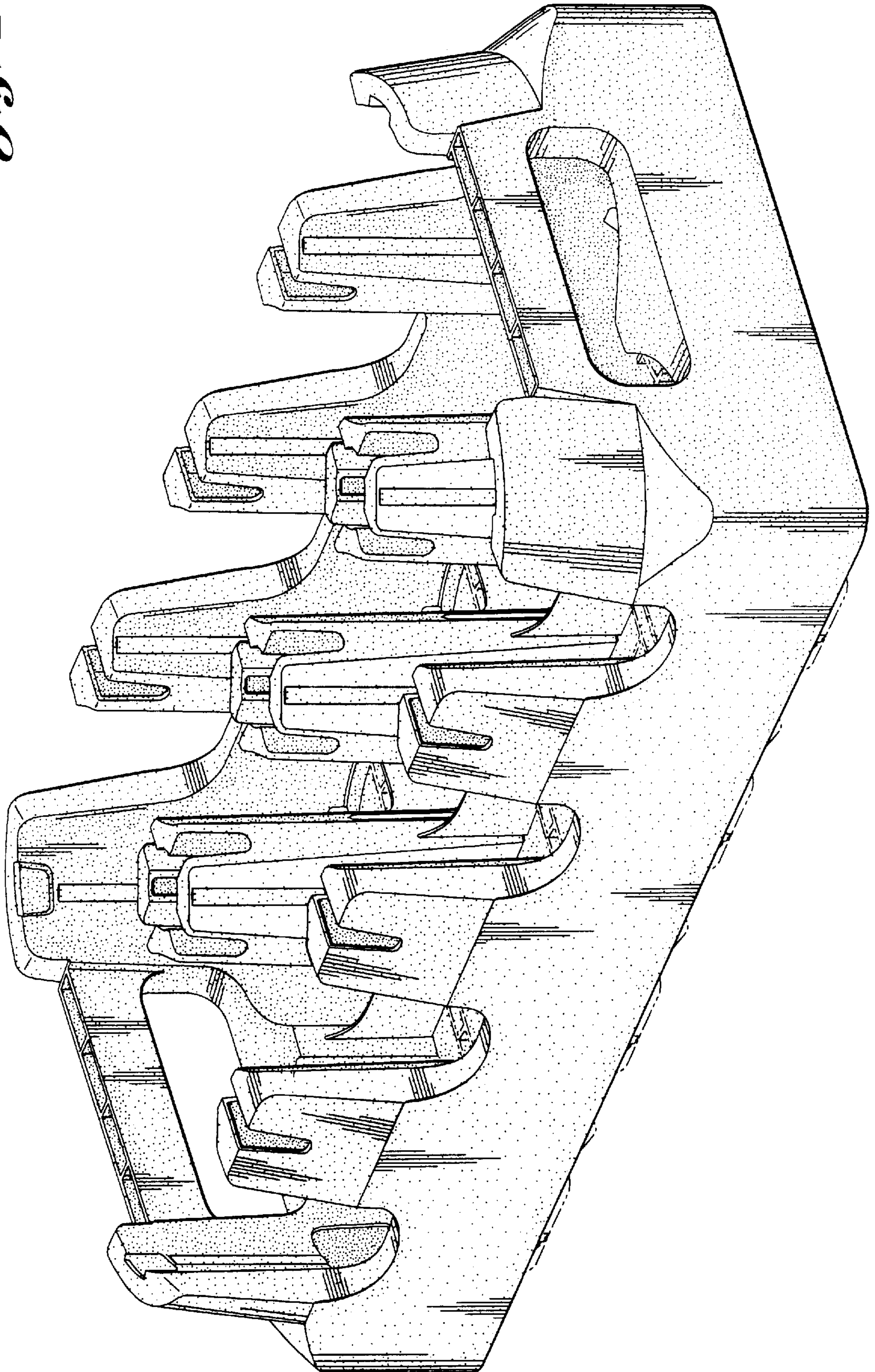
FIG. 5 is a bottom view of a stackable low depth tray showing the ornamental design in accordance with the preferred embodiment of the invention.

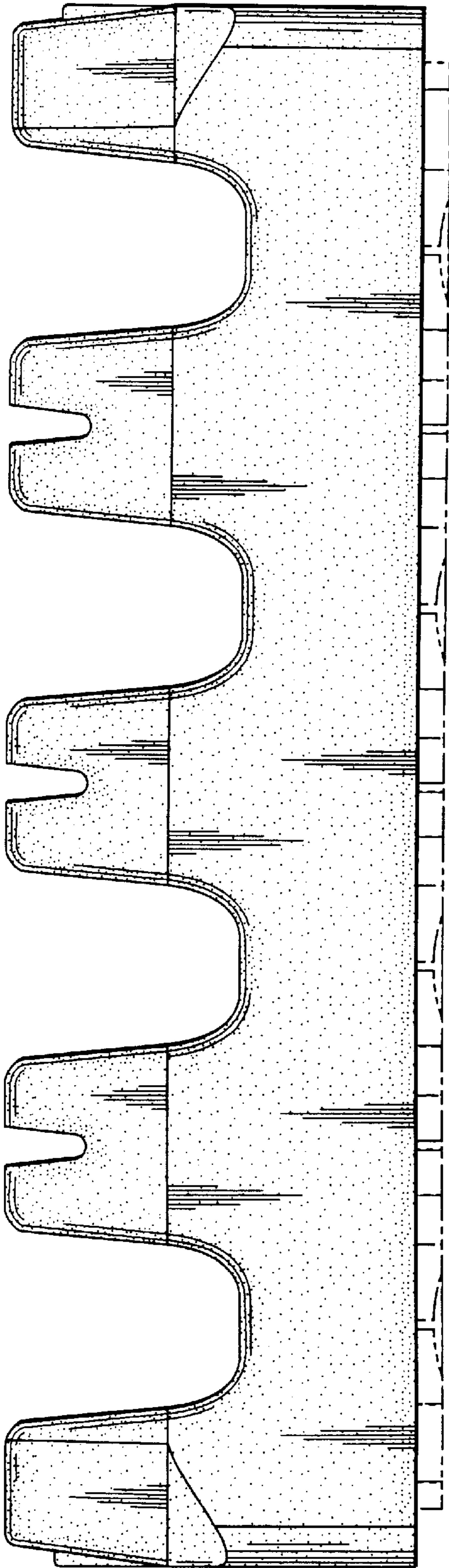
The broken line showing of the bottom of the stackable low depth tray in FIGS. 1–5 forms no part of the claimed design.

1 Claim, 4 Drawing Sheets

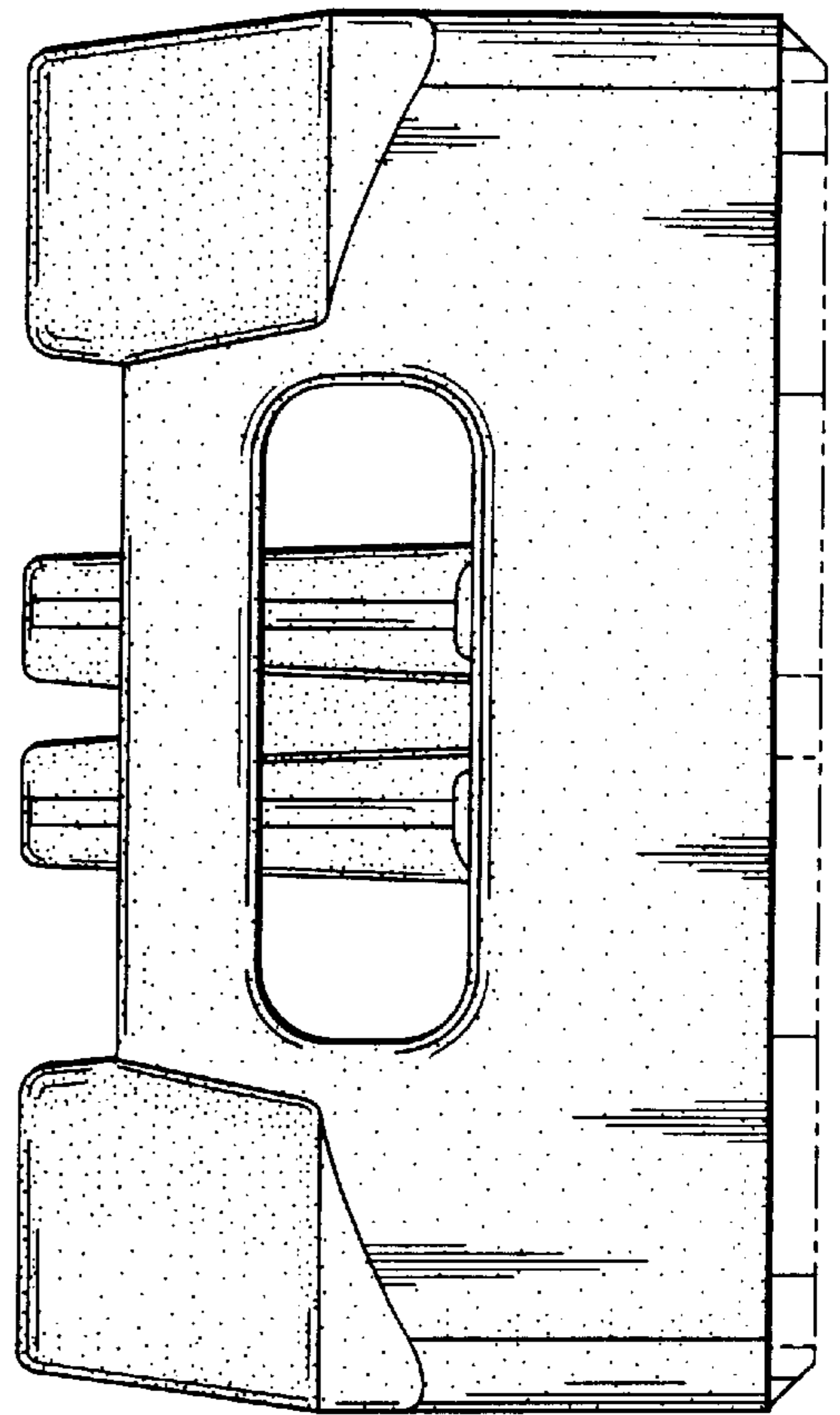


*Fig. 1*







*Fig. 2*



*Fig. 3*



*Fig. 4*



*Fig. 5*