



US00D420216S

United States Patent [19]
Birkbeck, III

[11] **Patent Number: Des. 420,216**

[45] **Date of Patent: ** Feb. 8, 2000**

[54] **EXCESS CAULK COLLECTION HOLSTER**

Primary Examiner—Louis S. Zarfes
Assistant Examiner—Catherine R. Oliver

[76] Inventor: **Jack Birkbeck, III**, 23 Glengarry Rd.,
Stratham, N.H. 03885

[57] **CLAIM**

[**] Term: **14 Years**

The ornamental design for a excess caulk collection holster,
as shown.

[21] Appl. No.: **29/102,834**

DESCRIPTION

[22] Filed: **Apr. 1, 1999**

[51] **LOC (7) Cl.** **03-01**

[52] **U.S. Cl.** **D3/215; D3/228**

[58] **Field of Search** D3/228, 224, 221,
D3/215, 226; 224/232, 240, 245, 255, 901,
904, 192, 193

FIG. 1 is a front elevational view of the excess caulk collection holster of the present invention;
FIG. 2 is a rear elevational view of the excess caulk collection holster of FIG. 1;
FIG. 3 is a left side elevational view of the excess caulk collection holster of FIG. 1;
FIG. 4 is a right side elevational view of the excess caulk collection holster of FIG. 1;
FIG. 5 is a top plan view of the excess caulk collection holster of FIG. 1; and,
FIG. 6 is a bottom plan view of the excess caulk collection holster of FIG. 1.

[56] **References Cited**

U.S. PATENT DOCUMENTS

D. 231,682	5/1974	Sacks	D3/221
D. 293,857	1/1988	Stout et al.	D3/228
D. 300,989	5/1989	Kovach	D3/221
D. 333,040	2/1993	Dancyger	D3/228
D. 350,229	9/1994	Dancyger	D3/228

1 Claim, 3 Drawing Sheets



FIG. 1

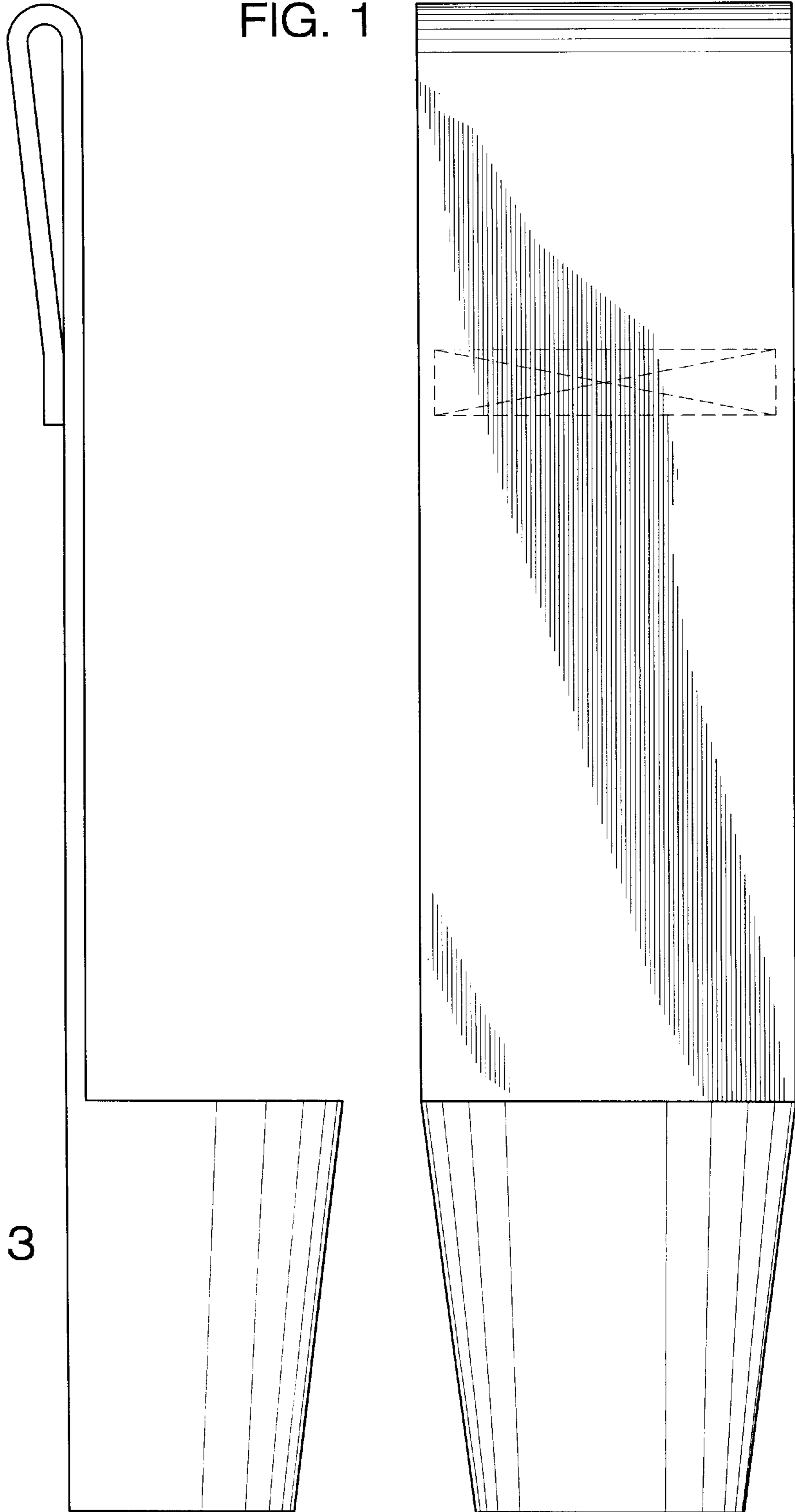


FIG. 3

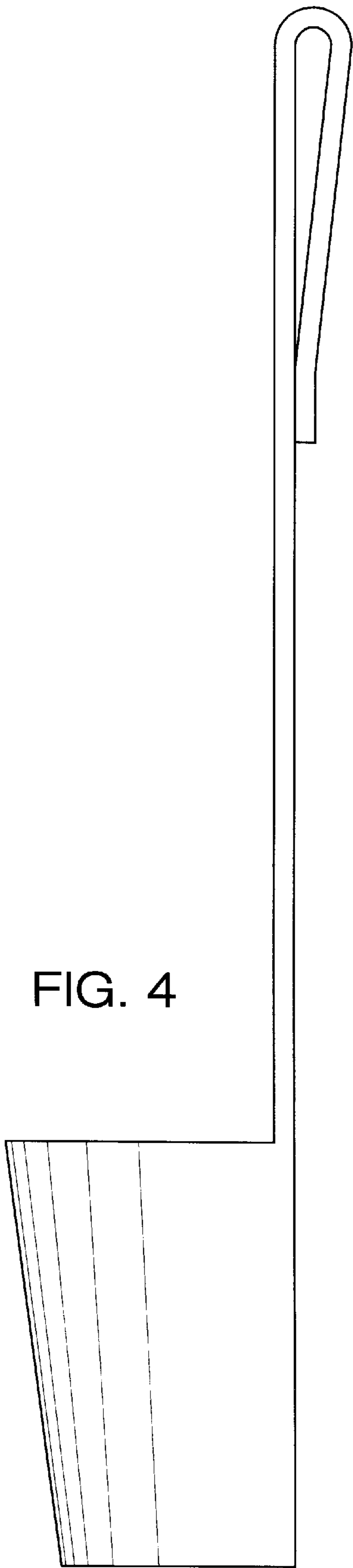


FIG. 2




FIG. 5

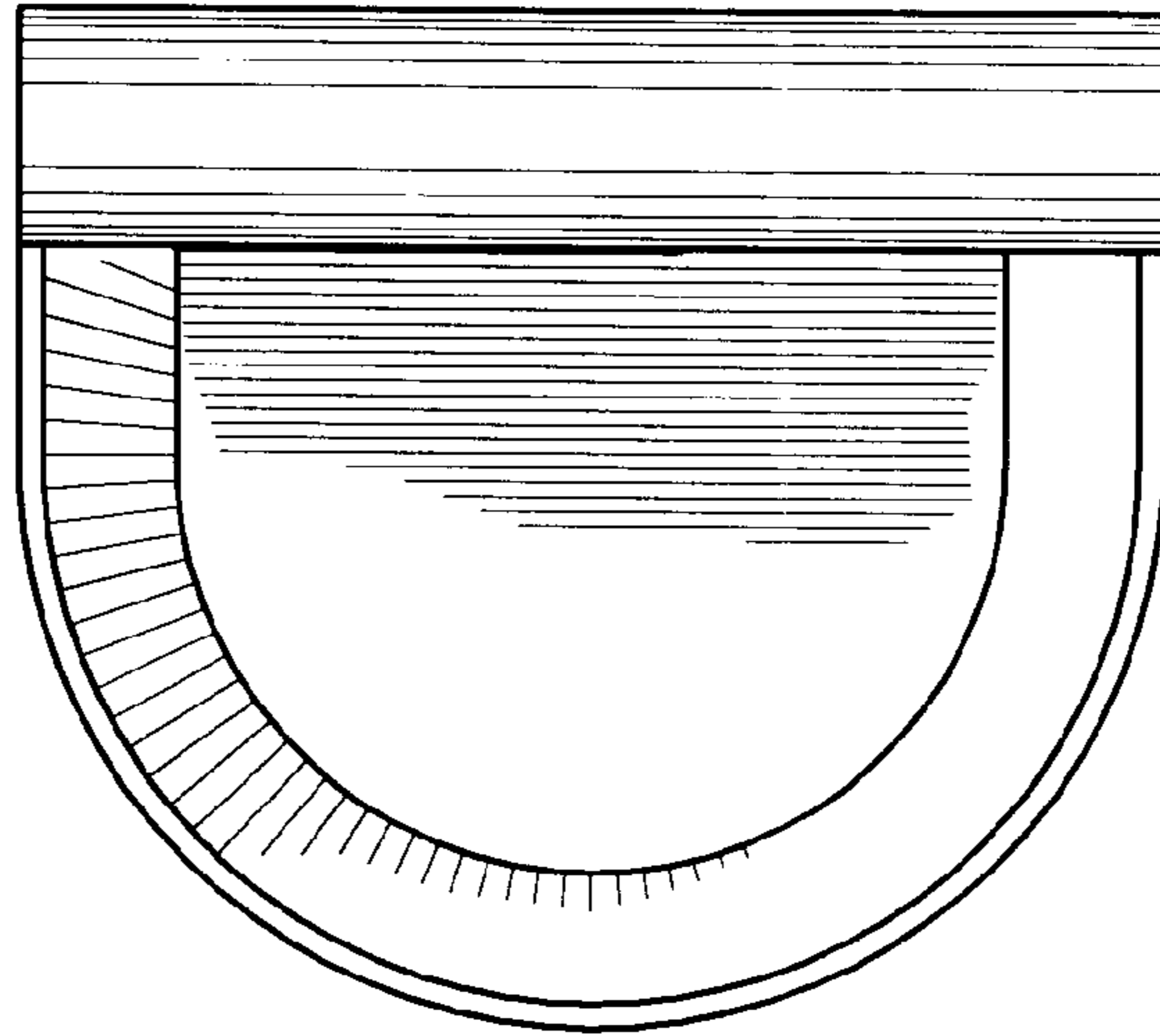


FIG. 6

