



US00D420211S

United States Patent [19] Edwards

[11] Patent Number: Des. 420,211
[45] Date of Patent: ** Feb. 8, 2000

[54] SHOE UPPER

[75] Inventor: D'Wayne Edwards, Manhattan Beach, Calif.

[73] Assignee: Skechers U.S.A., Inc., Manhattan Beach, Calif.

[**] Term: 14 Years

[21] Appl. No.: 29/093,318

[22] Filed: Sep. 8, 1998

[51] LOC (7) Cl. 02-04

[52] U.S. Cl. D2/969

[58] Field of Search D2/396, 902, 907-911, D2/944, 943, 945, 969, 970; 36/83, 84, 103, 102, 114, 115, 3 R, 3 A, 3 B, 45, 50.1

- D. 300,983 5/1989 Le .
- D. 301,183 5/1989 Duclos .
- D. 306,370 3/1990 Selbiger et al. .
- D. 306,371 3/1990 Feller et al. .
- D. 307,350 4/1990 Brown et al. .
- D. 310,289 9/1990 Farina .
- D. 310,291 9/1990 Selbiger .
- D. 311,268 10/1990 Hatfield .
- D. 315,054 3/1991 Hatfield .
- D. 317,224 6/1991 Lucas .
- D. 317,823 7/1991 Hatfield .
- D. 318,944 8/1991 Lucas .
- D. 326,354 5/1992 Hatfield .
- D. 328,667 8/1992 Tonkel et al. .
- D. 329,734 9/1992 Preskar et al. .
- D. 333,553 3/1993 Bevier .
- D. 334,651 4/1993 Smith .
- D. 337,649 7/1993 Greene .
- D. 341,476 11/1993 Duclos .
- D. 342,370 12/1993 Keen .
- D. 345,460 3/1994 Ryder .
- D. 351,275 10/1994 Hatfield et al. .
- D. 353,481 12/1994 Cintron .
- D. 353,482 12/1994 Cintron .
- D. 358,702 5/1995 Edwards .
- D. 365,922 1/1996 O'Rorke .
- D. 366,141 1/1996 von Conta .
- D. 367,161 2/1996 Shea .
- D. 369,456 5/1996 Peterson .
- D. 374,763 10/1996 von Conta .
- D. 380,594 7/1997 von Conta .
- D. 380,597 7/1997 Brooks et al. .
- D. 381,794 8/1997 Gelli .
- D. 381,798 8/1997 Cyr .
- D. 382,992 9/1997 Chiu .
- D. 385,395 10/1997 Morris .
- D. 385,397 10/1997 Duclos et al. .
- D. 385,689 11/1997 James D2/902
- D. 387,194 12/1997 Serna .
- D. 393,142 4/1998 Brown .
- D. 394,145 5/1998 von Conta .
- D. 397,030 5/1997 Egelja D2/969
- D. 400,697 11/1998 Egelja et al. D2/969
- 1,952,628 3/1934 MacDonald .
- 1,973,292 9/1934 Littell et al. .
- 2,226,110 12/1940 Bass .
- 2,247,459 7/1941 Wolfhard et al. .
- 2,299,500 10/1942 Sawyer .
- 2,311,746 2/1943 Ghez et al. .
- 2,370,109 2/1945 Pipitone .
- 2,889,639 6/1959 Rudine .

[56] References Cited

U.S. PATENT DOCUMENTS

- D. 132,630 6/1942 Pfeiffer .
- D. 247,073 1/1978 Kane et al. .
- D. 248,513 7/1978 Soler .
- D. 257,074 9/1980 Gucci .
- D. 263,643 4/1982 Vermonet .
- D. 265,015 6/1982 Higgins .
- D. 276,569 12/1984 Kohno .
- D. 283,366 4/1986 Chassaing .
- D. 283,463 4/1986 Chassaing .
- D. 284,043 6/1986 Lowe, Jr. et al. .
- D. 287,782 1/1987 Palacio .
- D. 294,654 3/1988 Liggett et al. .
- D. 295,341 4/1988 Liggett et al. .
- D. 295,578 5/1988 Tong .
- D. 296,037 6/1988 Brown et al. .
- D. 296,491 7/1988 Diaz .
- D. 297,069 8/1988 Le .
- D. 297,183 8/1988 Selbiger .
- D. 297,382 8/1988 Swett .
- D. 298,882 12/1988 Selbiger .
- D. 299,181 1/1989 Harken et al. .
- D. 299,783 2/1989 Brown et al. .
- D. 299,784 2/1989 Brown et al. .
- D. 299,886 2/1989 Brown et al. .
- D. 300,782 4/1989 Brown et al. .



2,978,817 4/1961 Brenner .
3,095,656 7/1963 Lipare .
3,672,078 6/1972 Fukuoka .
3,729,840 5/1973 Famolare, Jr. .
3,798,804 3/1974 Funck .
3,890,725 6/1975 Lea et al. .
4,290,212 9/1981 Matsson .
4,300,256 11/1981 Laganas .
4,538,366 9/1985 Norton .
4,651,447 3/1987 Sullivan .
4,670,998 6/1987 Pasternak .
4,736,531 4/1988 Richard .
4,742,625 5/1988 Sydor et al. .
4,896,440 1/1990 Salaverria .
4,949,476 8/1990 Anderie .
4,972,610 11/1990 Tong .
5,369,895 12/1994 Hammerschmidt .

Primary Examiner—Louis S. Zarfes

Assistant Examiner—Gregory Andoll

Attorney, Agent, or Firm—Marshall A. Lerner, Esq.;

Bradford E. Mattes, Esq.; Kleinberg & Lerner, LLP

[57]

CLAIM

The ornamental design for a shoe upper, as shown and described.

DESCRIPTION

FIG. 1 is a perspective view of the front, left and top of a shoe upper showing my new design. The broken line showing of the sole in the figures is for illustrative purposes only and forms no part of the claimed design;

FIG. 2 is a left side elevational view thereof;

FIG. 3 is a right side elevational view thereof;

FIG. 4 is a top plan view thereof;

FIG. 5 is a front elevational view thereof; and,

FIG. 6 is a rear elevational view thereof.

1 Claim, 5 Drawing Sheets


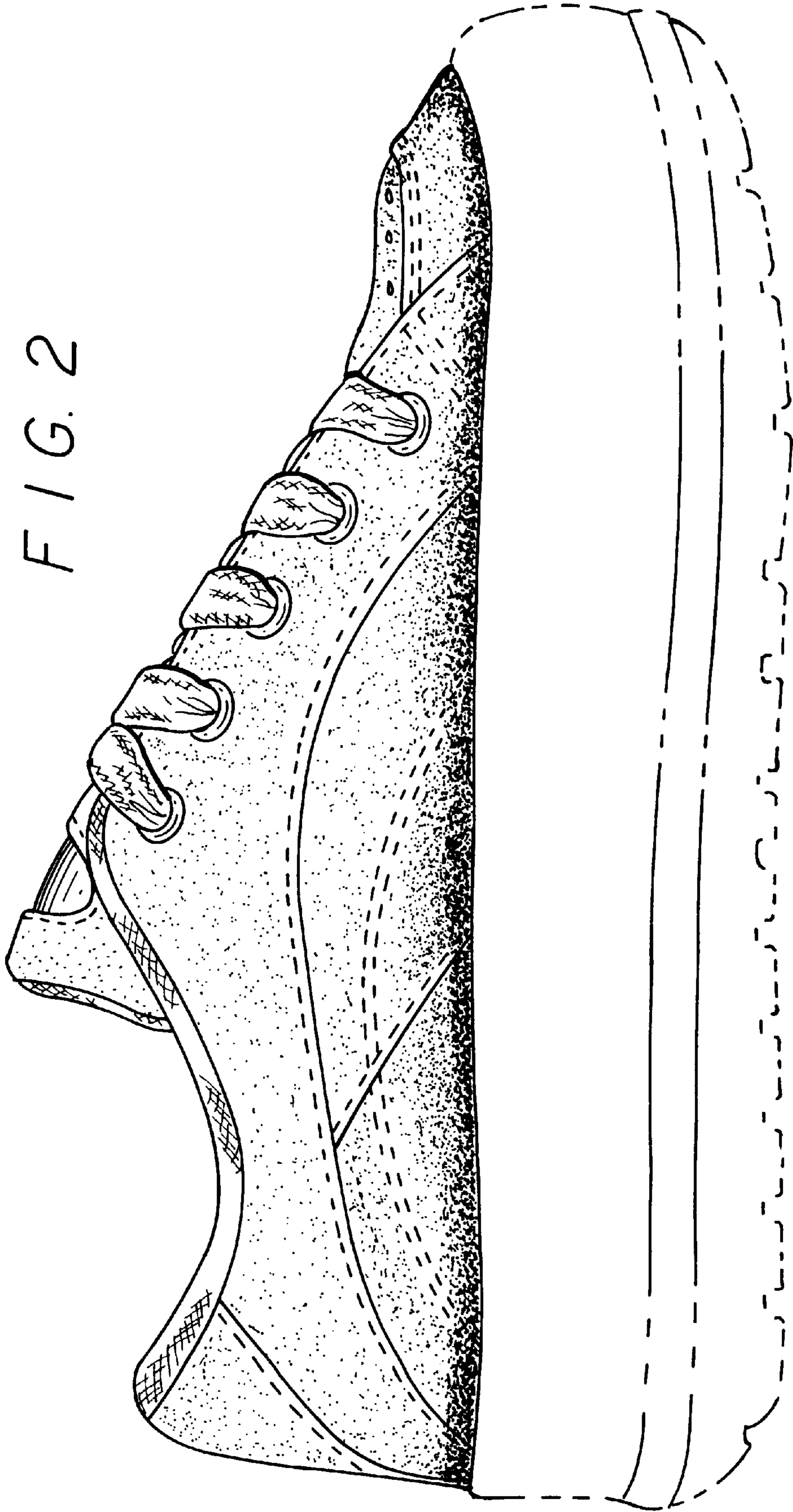


FIG. 2



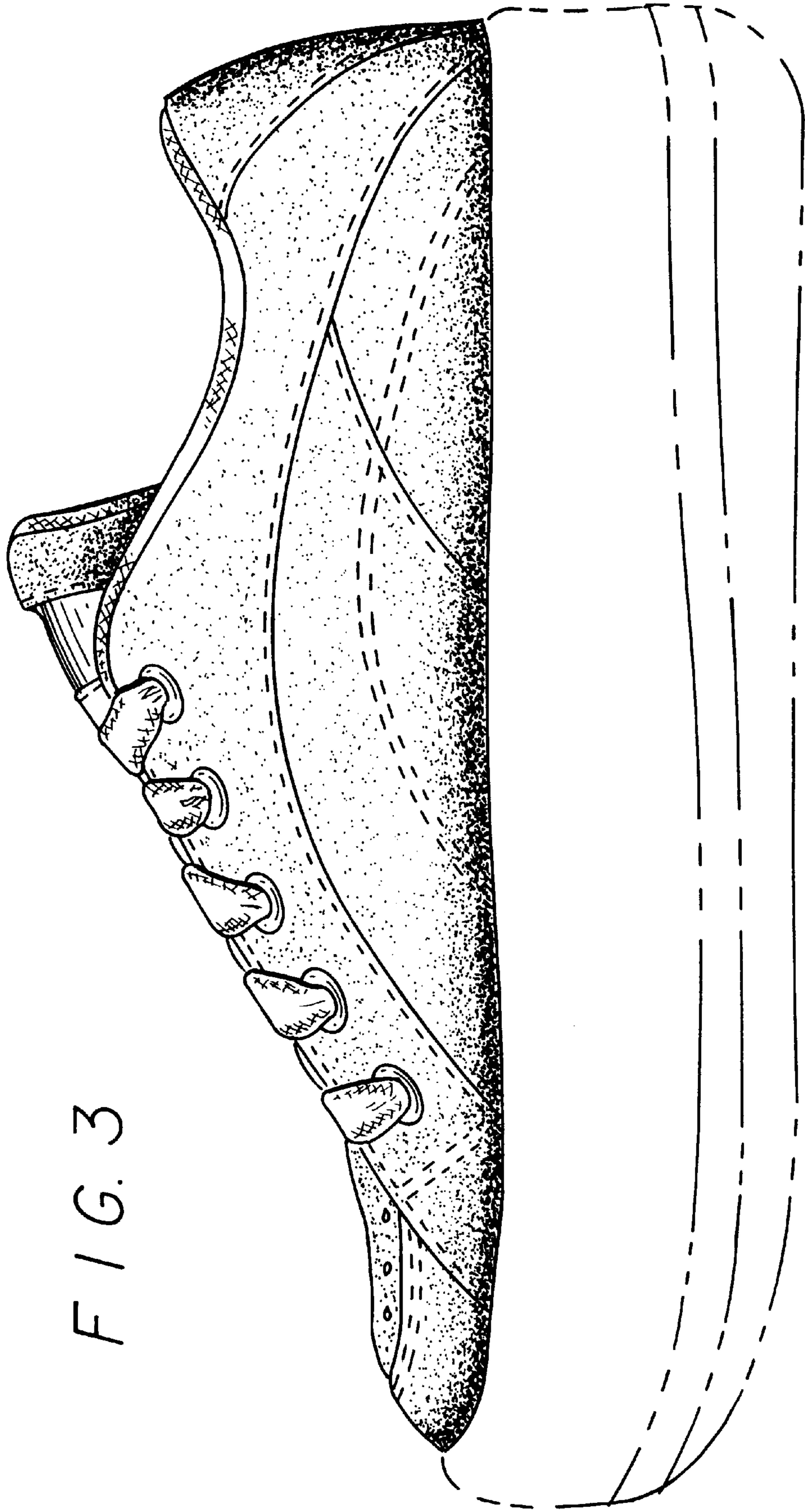
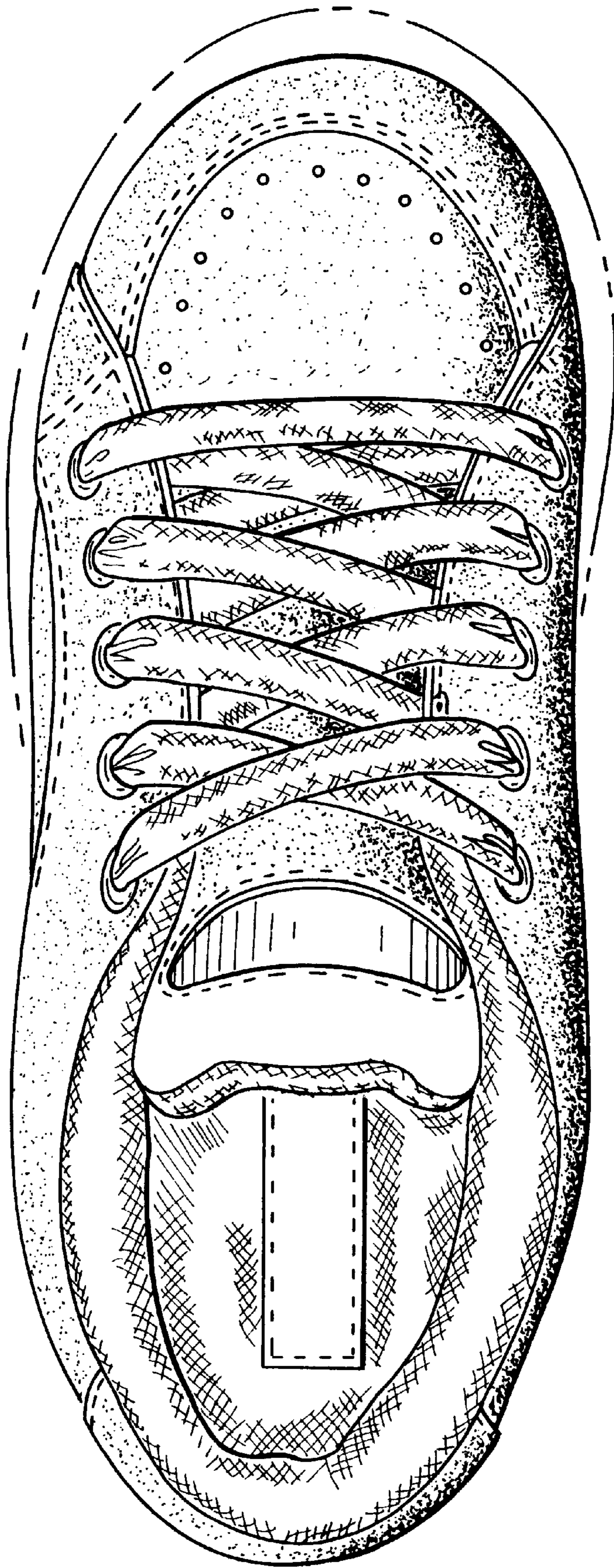


FIG. 3

FIG. 4



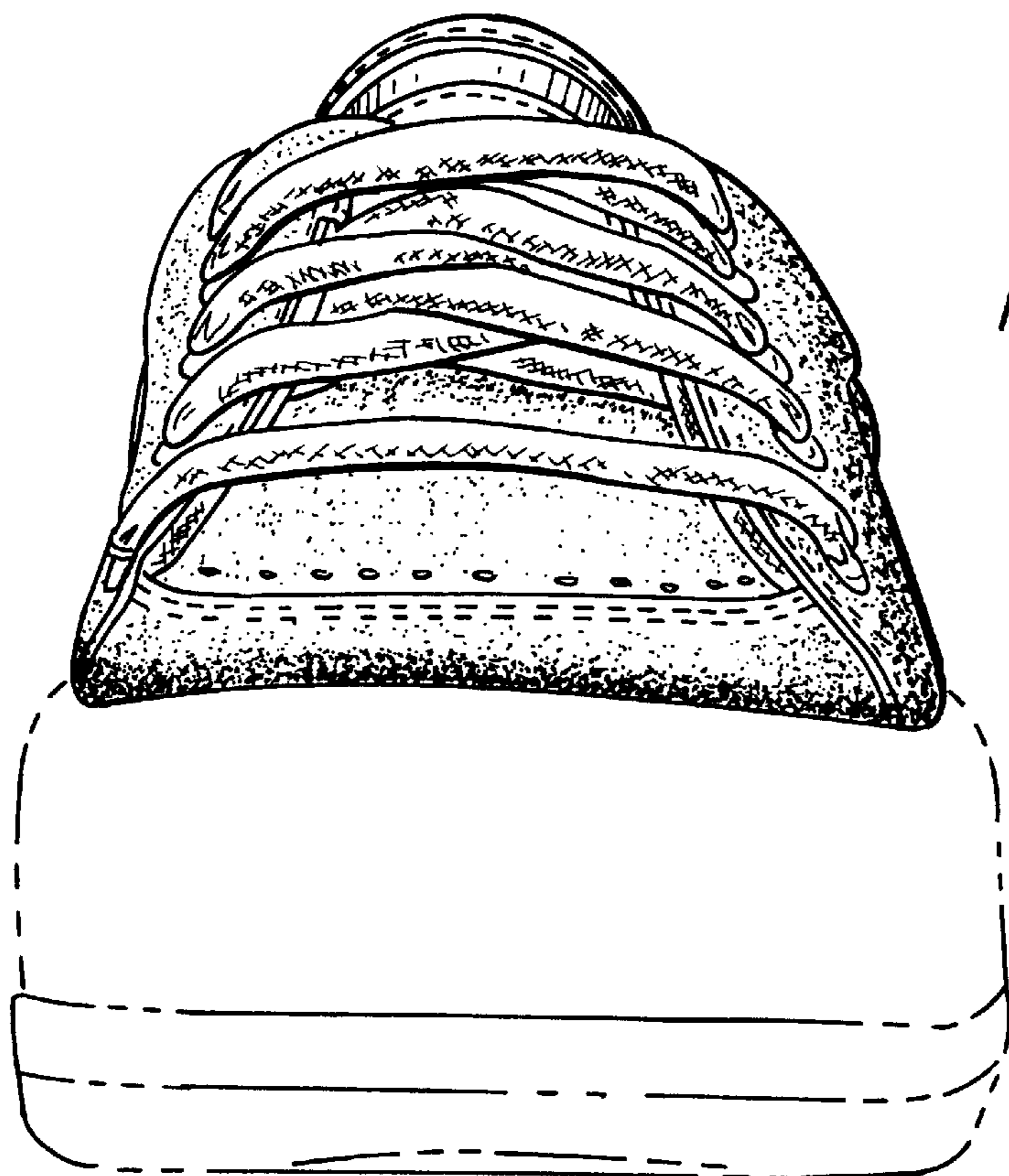


FIG. 5

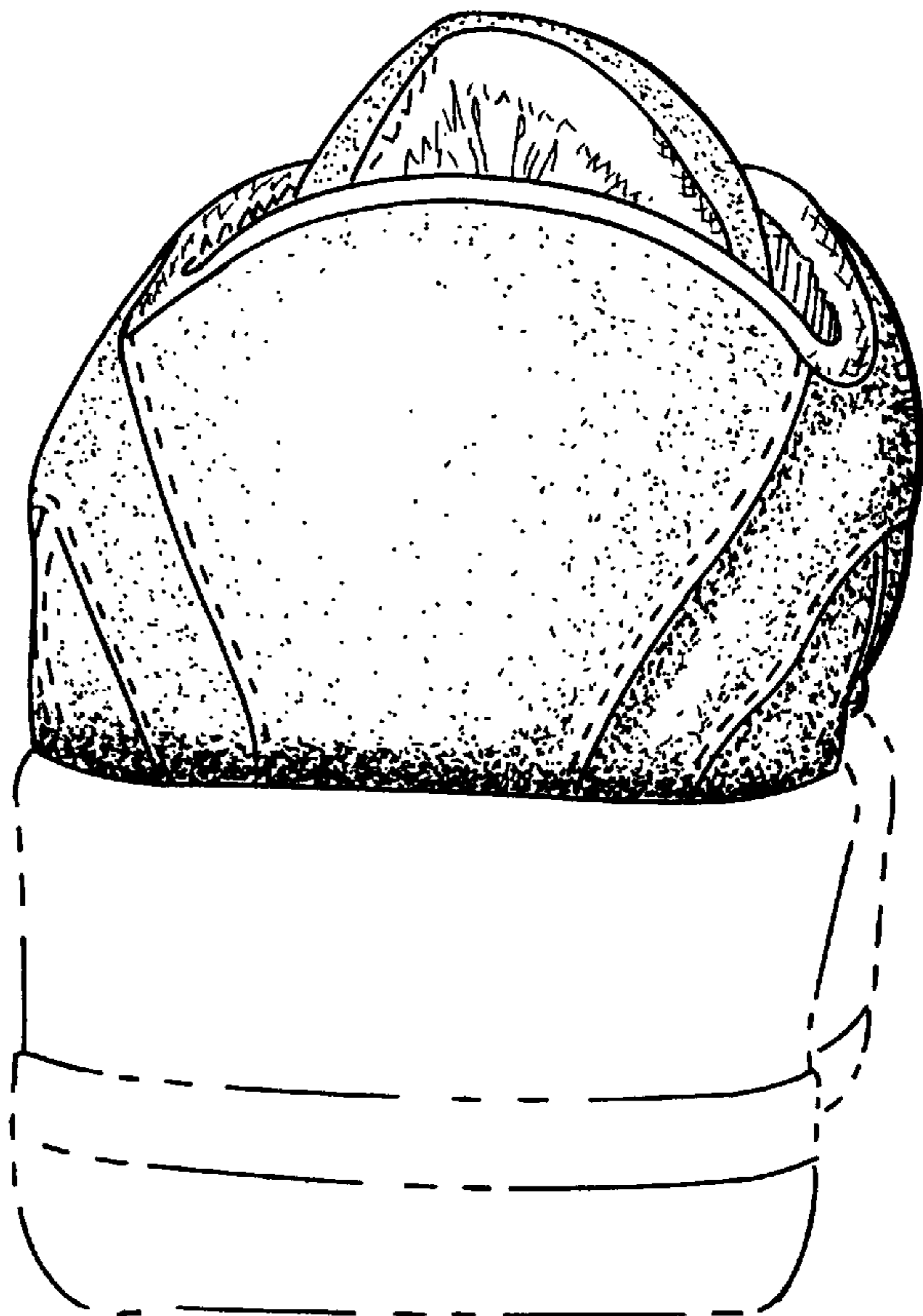


FIG. 6