



US00D420183S

United States Patent [19] Tintelnot

[11] Patent Number: **Des. 420,183**

[45] Date of Patent: **** Feb. 1, 2000**

[54] **SCRUBBING PAD**

[75] Inventor: **Carl-Uwe Tintelnot**, Weinheim, Germany

[73] Assignee: **Vileda GmbH**, Weinheim, Germany

[**] Term: **14 Years**

[21] Appl. No.: **29/094,347**

[22] Filed: **Sep. 30, 1998**

3,570,036	3/1971	Gilchrist et al.	15/244.4
4,111,666	9/1978	Kalbow	15/244.4
5,007,128	4/1991	Englund et al.	15/244.4 X
5,822,826	10/1998	Parker	15/244.4

Primary Examiner—Susan J. Lucas
Assistant Examiner—Cynthia E Ramirez
Attorney, Agent, or Firm—Fulbright & Jaworski, LLP

[57] CLAIM

A design for a scrubbing pad, as shown and described.

DESCRIPTION

FIG. 1 is a perspective view of a scrubbing pad showing my new design.

FIG. 2 is a side view of the scrubbing pad of FIG. 1. It will be understood that the view on either side of the pad is the same except that the precise location of the valleys and peaks of the scrubbing pad surface may be shifted from one side view relative to the other.

FIG. 3 is an end view from either end of the scrubbing pad of FIG. 1. Again, the peaks may be shifted at one side relative to the other.

FIG. 4 is a plan view of the scrubbing pad of FIG. 1; and, FIG. 5 is a bottom view of the scrubbing pad of FIG. 1.

Related U.S. Application Data

[62] Division of application No. 29/085,969, Apr. 1, 1998.

[51] **LOC (7) Cl.** **08-05**

[52] **U.S. Cl.** **D32/40**

[58] **Field of Search** D32/40, 35, 42;
15/244.4, 244.1, 220.4

[56] References Cited

U.S. PATENT DOCUMENTS

D. 291,258	8/1987	Greer, Sr.	D32/40
D. 379,698	6/1997	Freudenberg et al.	D32/40
2,865,283	12/1958	Soffer	15/244.4
3,377,643	4/1968	Teng et al.	15/244.4

1 Claim, 2 Drawing Sheets

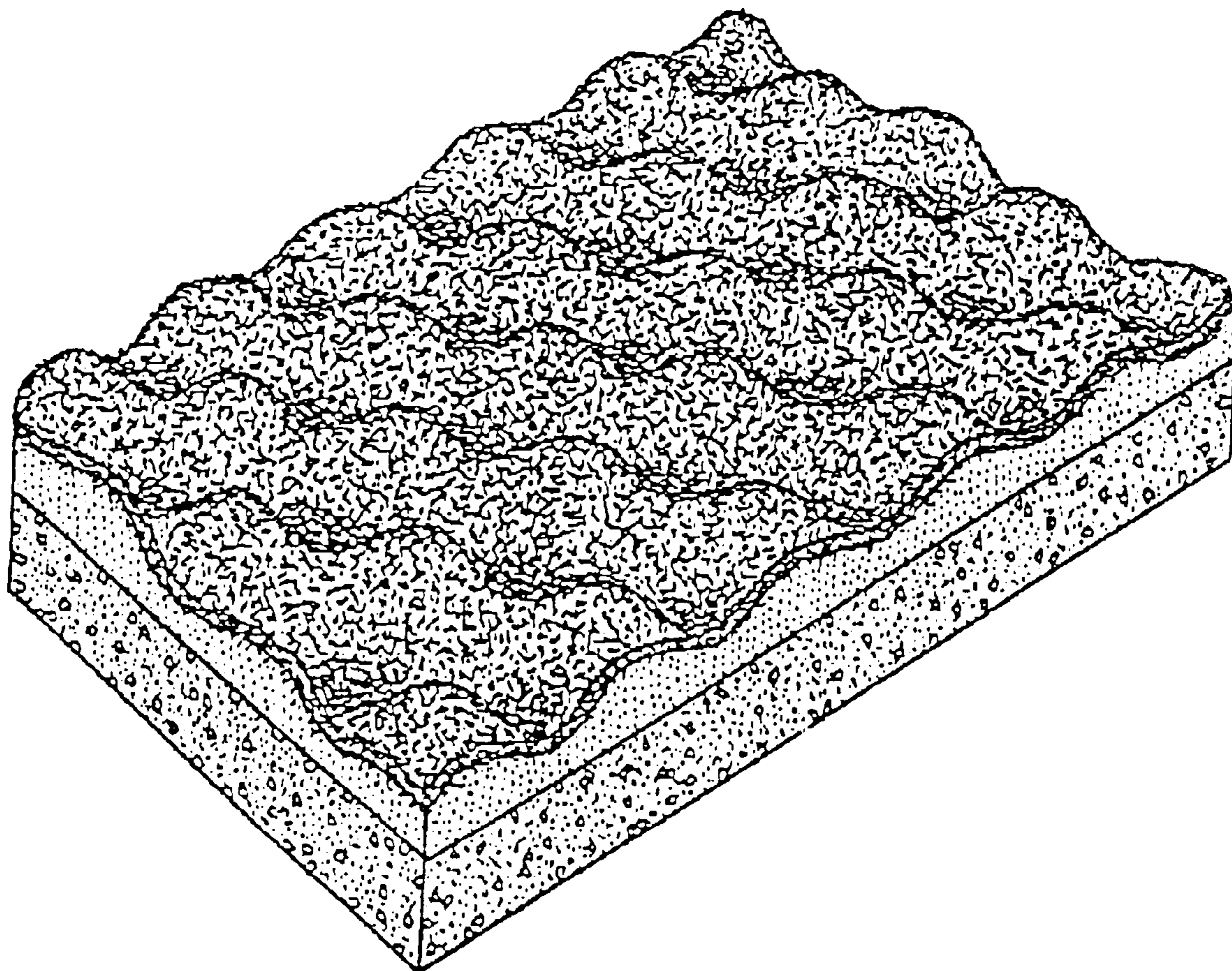


FIG. 1

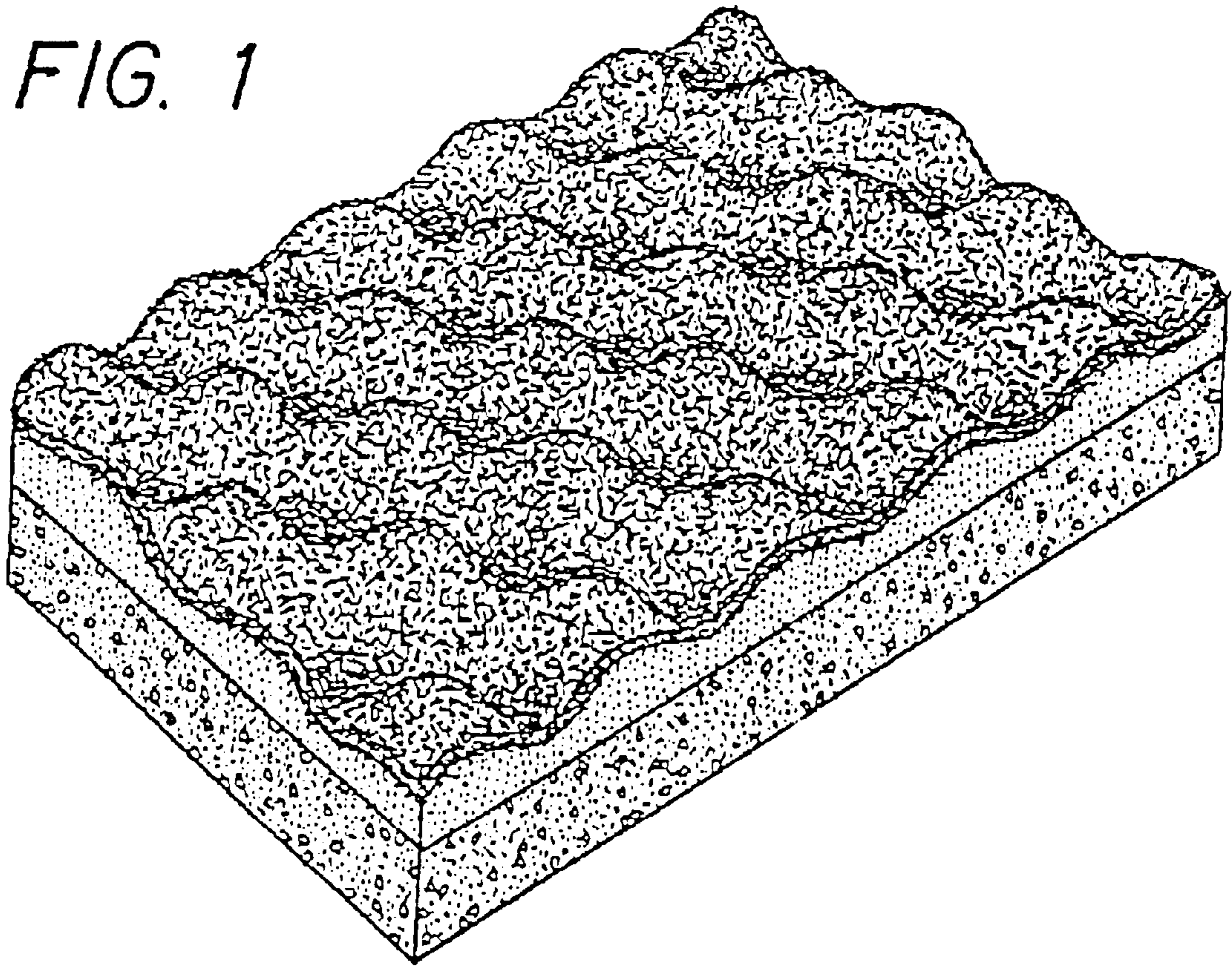


FIG. 2




FIG. 3

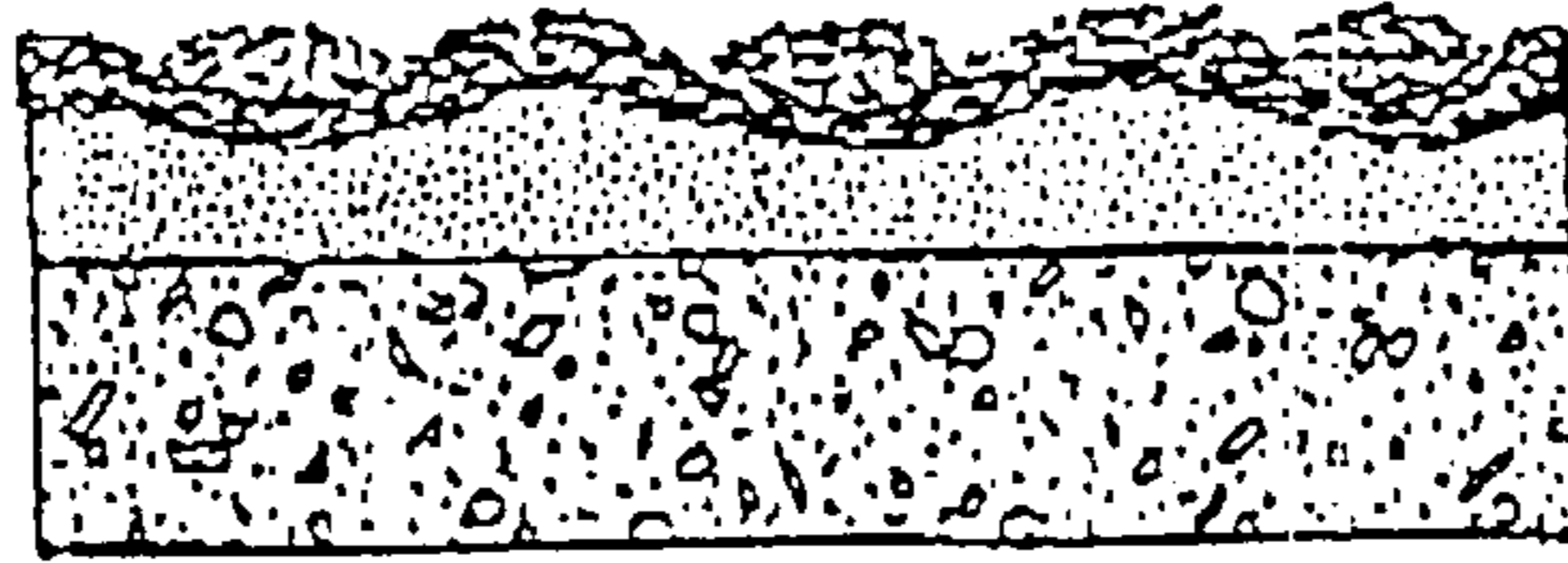


FIG. 4




FIG. 5

