



US00D420181S

United States Patent [19]
Warrington

[11] **Patent Number: Des. 420,181**

[45] **Date of Patent: ** Feb. 1, 2000**

[54] **POOL CLEANING NET**

[76] Inventor: **Tammy L Warrington**, Donation Hill Rd., Cooperstown, Pa. 16317

[**] Term: **14 Years**

[21] Appl. No.: **29/096,791**

[22] Filed: **Nov. 19, 1998**

[51] **LOC (7) Cl.** **08-99**

[52] **U.S. Cl.** **D32/35; D22/135**

[58] **Field of Search** D7/667; D22/135;
D23/209; D32/35; 15/1.7; 43/7, 11, 12;
209/417, 418; 210/169, 238, 242.1, 407,
470, 471

[56] **References Cited**

U.S. PATENT DOCUMENTS

D. 188,094	6/1960	McWethy	D32/35
1,832,178	11/1931	Billings	43/12
4,225,437	9/1980	Woodard	210/407 X
4,369,109	1/1983	Edge	210/169
4,846,972	7/1989	Anderson	210/238

Primary Examiner—Alan P. Douglas
Assistant Examiner—Lavone D. Tabor

[57] **CLAIM**

The ornamental design for a pool cleaning net, as shown.

DESCRIPTION

FIG. 1 is a front elevational view of the pool cleaning net of the present invention;

FIG. 2 is a back elevational view of the pool cleaning net of FIG. 1;

FIG. 3 is a left side elevational view of the pool cleaning net of FIG. 1;

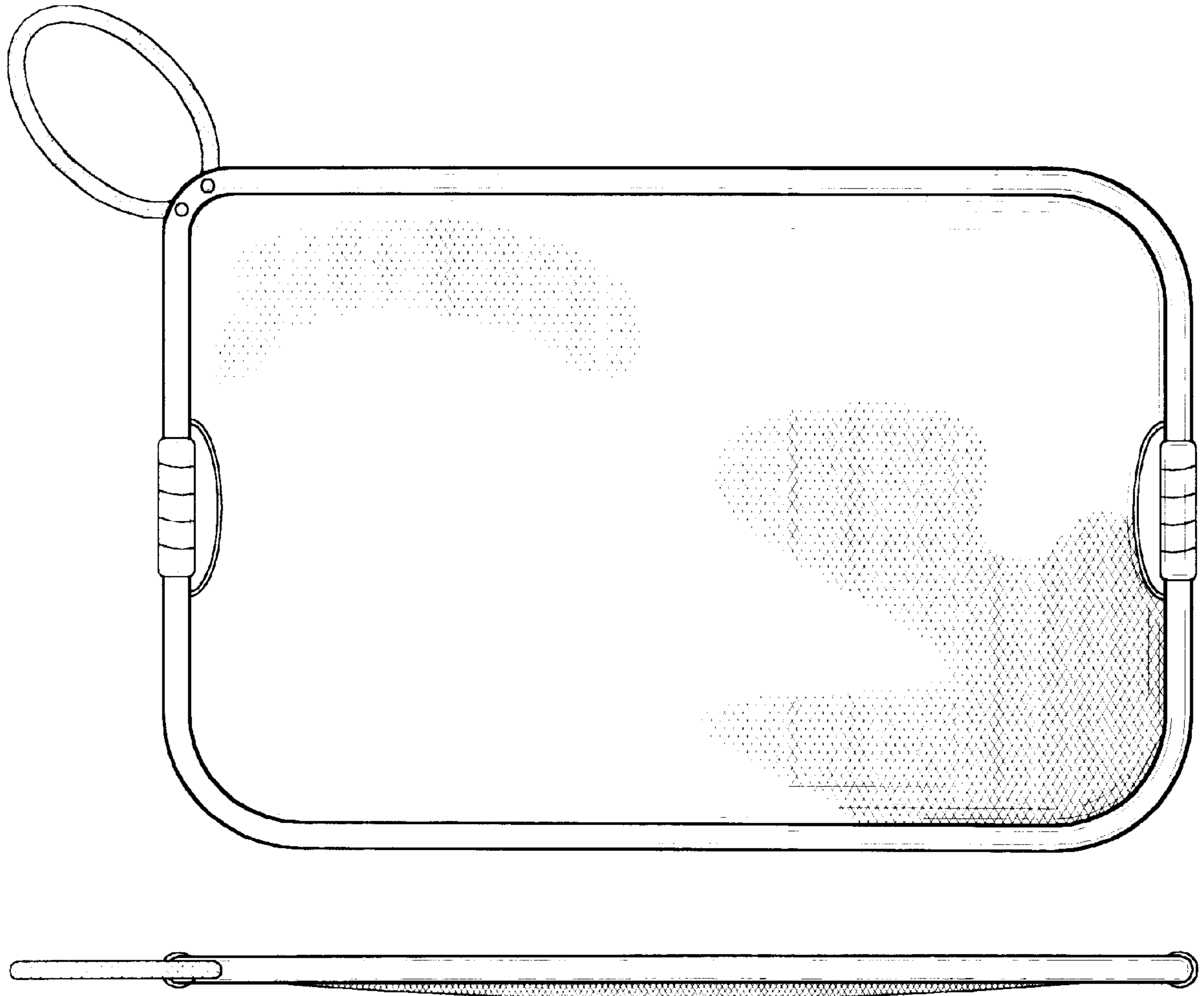
FIG. 4 is a right side elevational view of the pool cleaning net of FIG. 1;

FIG. 5 is a top plan view of the pool cleaning net of FIG. 1; and,

FIG. 6 is a bottom plan view of the pool cleaning net of FIG. 1.

The mesh fabric represented by the cross hatching in the figures is partially shown in FIGS. 1 and 2 for ease of illustration and is understood to continue throughout the entire area indicated.

1 Claim, 2 Drawing Sheets



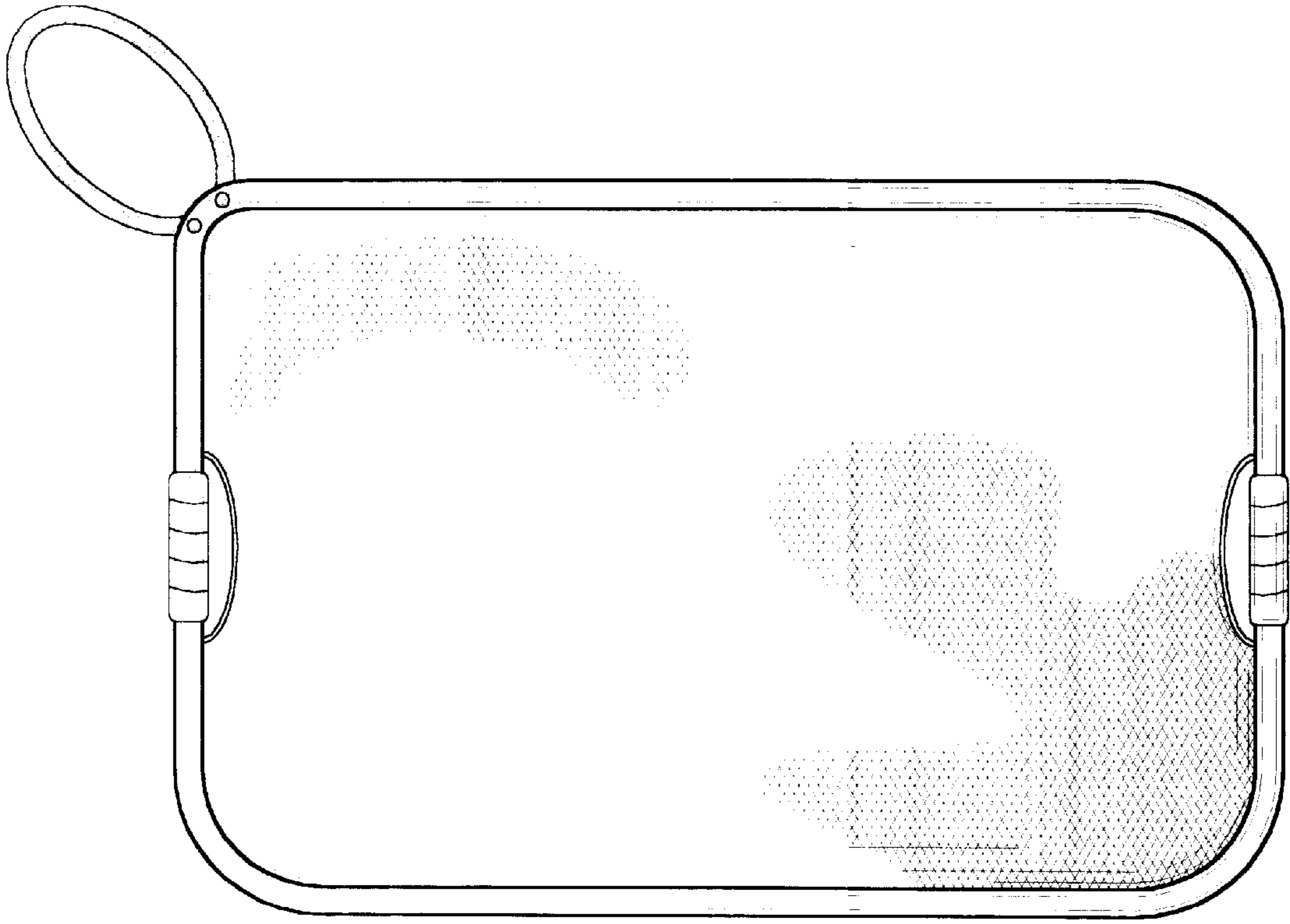


Fig. 1

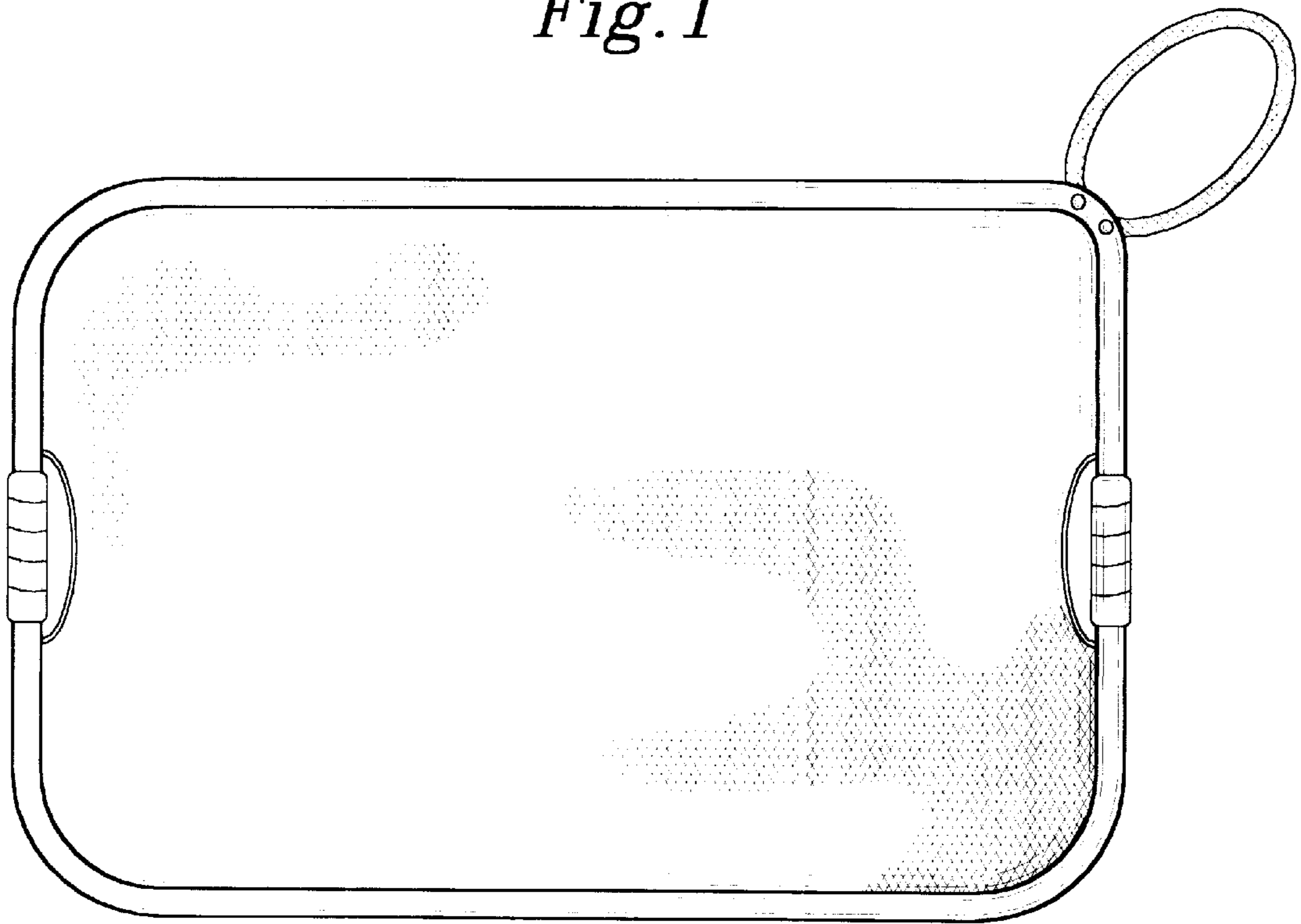


Fig. 2

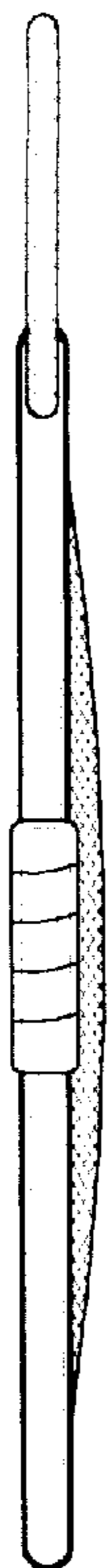


Fig. 3



Fig. 4



Fig. 5



Fig. 6