



US00D420174S

United States Patent [19]
Aoki

[11] **Patent Number: Des. 420,174**
[45] **Date of Patent: ** Feb. 1, 2000**

[54] **BASEBALL GLOVE**
[75] Inventor: **Akio Aoki**, Osaka, Japan
[73] Assignee: **Rawlings Sporting Goods Company, Inc.**, Fenton, Mo.
[**] Term: **14 Years**
[21] Appl. No.: **29/096,400**
[22] Filed: **Nov. 12, 1998**
[51] **LOC (7) Cl.** **29-02**
[52] **U.S. Cl.** **D29/115**
[58] **Field of Search** D29/113, 115,
D29/117, 122, 123; D2/615-617, 619, 623;
2/19, 20

2,200,204 5/1940 Le Mat .
2,231,204 2/1941 Turner .
2,434,171 1/1948 Latina .
3,588,915 6/1971 Latina .
3,590,389 7/1971 Latina .
3,623,163 11/1971 Latina .
4,192,018 3/1980 Latina .
4,477,927 10/1984 Tsubota et al. .
4,527,287 7/1985 Aoki .
4,541,126 9/1985 Howard et al. .
4,720,875 1/1988 Latina et al. .
4,908,880 3/1990 Clevenhagen .
5,031,239 7/1991 Panichello et al. .
5,253,365 10/1993 Clevenhagen .
5,423,088 6/1995 Walker et al. .


Primary Examiner—Louis S. Zarfes
Assistant Examiner—Robert A. Delehanty
Attorney, Agent, or Firm—Stinson, Mag & Fizzell, PC

[56] **References Cited**
U.S. PATENT DOCUMENTS
D. 168,496 12/1952 Blepp .
D. 213,284 2/1969 Khazzam .
D. 213,285 2/1969 Khazzam .
D. 213,286 2/1969 Khazzam .
D. 213,287 2/1969 Khazzam .
D. 213,288 2/1969 Khazzam .
D. 213,289 2/1969 Khazzam .
D. 225,044 11/1972 Bates D29/115
D. 242,747 12/1976 McTear .
D. 280,462 9/1985 Aoki .
D. 310,739 9/1990 Clevenhagen .
1,631,735 6/1927 Kennedy et al. .

[57] **CLAIM**
The ornamental design for a baseball glove, as shown and described.

DESCRIPTION
FIG. 1 is a rear perspective view of a baseball glove showing my new design.
FIG. 2 is a left side perspective view thereof.
FIG. 3 is a right side perspective view thereof; and,
FIG. 4 is a top elevational view thereof.
The broken line showing of a baseball glove is for illustrative purposes only and forms no part of the claimed design.

1 Claim, 2 Drawing Sheets






FIG. 1

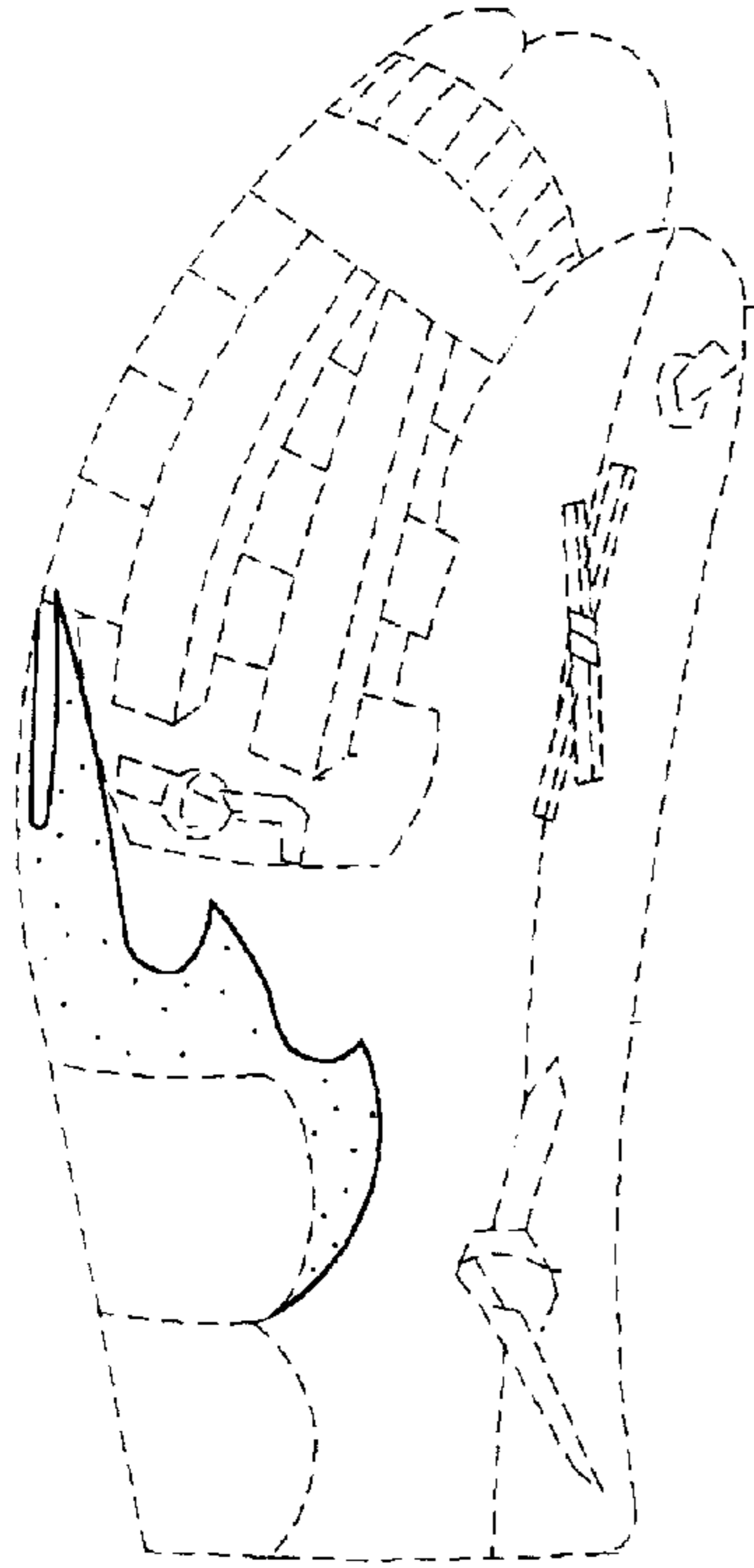


FIG. 2

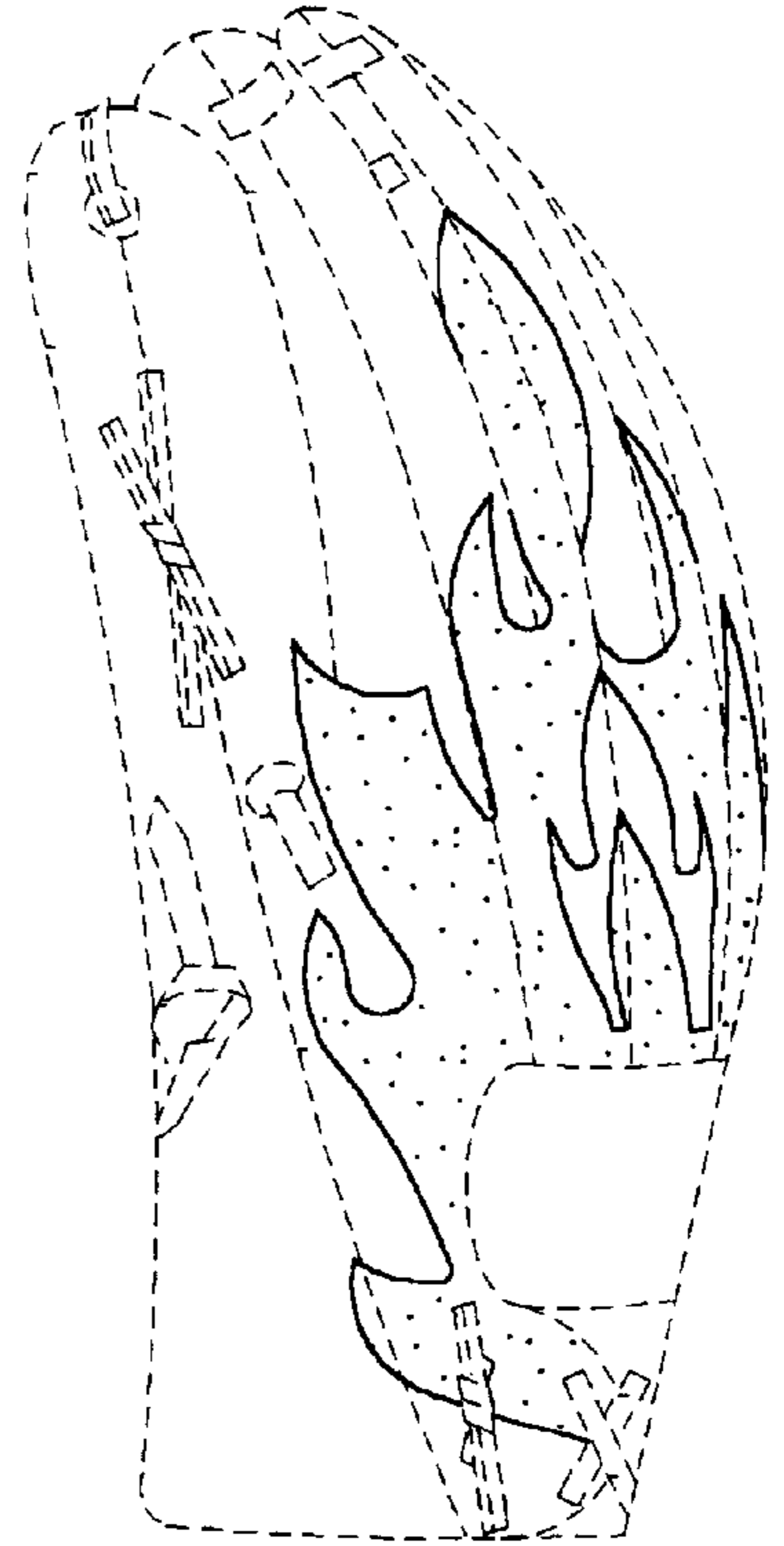


FIG. 3

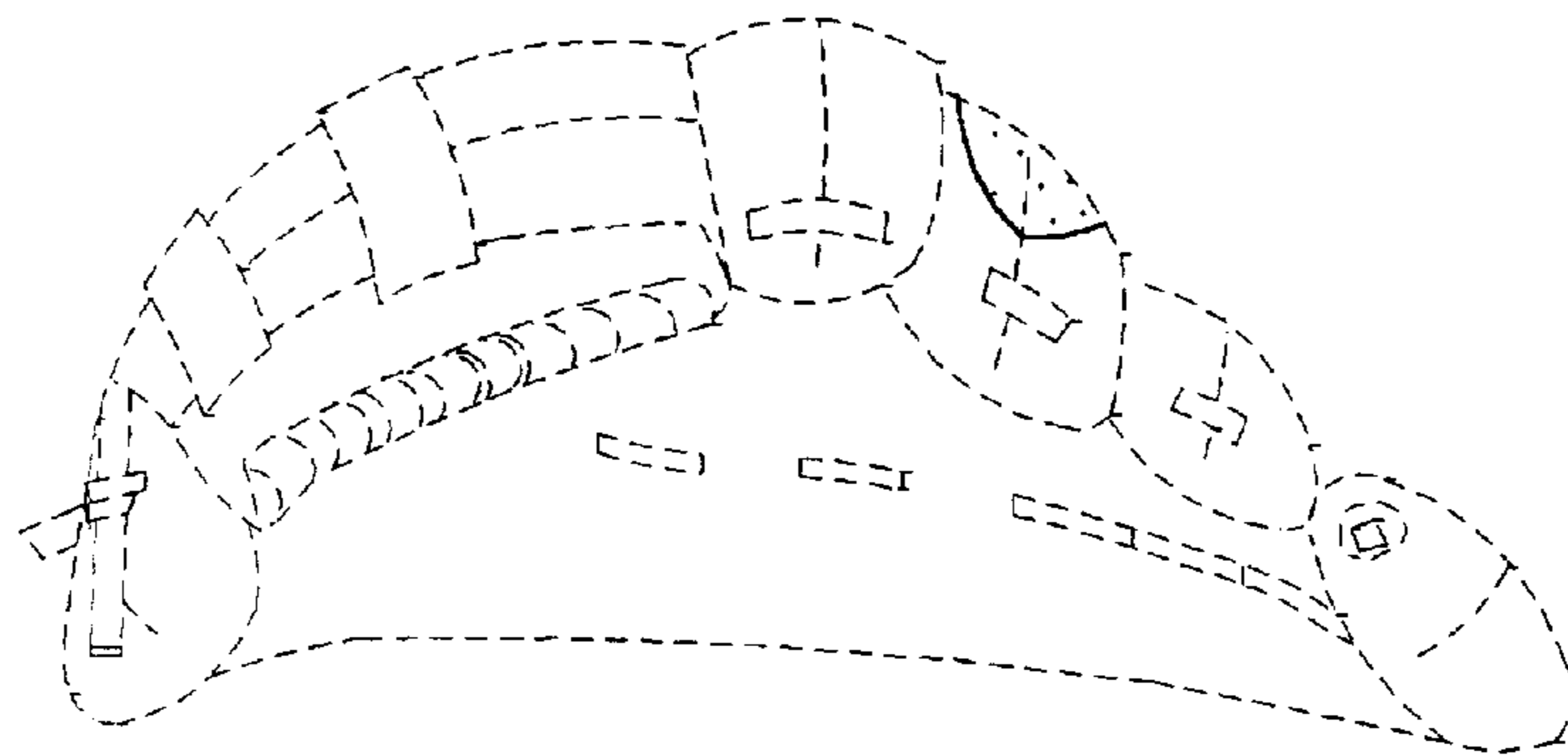


FIG. 4