



US00D420153S

United States Patent [19]
Bouchard

[11] **Patent Number: Des. 420,153**

[45] **Date of Patent: ** *Feb. 1, 2000**

[54] **TRELLIS POST**

[75] Inventor: **Bernard Bouchard**, Rose Bay,
Australia

[73] Assignee: **Rob International Pty. Ltd.**, New
South Wales, Australia

[*] Notice: This patent is subject to a terminal dis-
claimer.

[**] Term: **14 Years**

[21] Appl. No.: **29/093,712**

[22] Filed: **Sep. 17, 1998**

[51] **LOC (7) Cl.** **25-01**

[52] **U.S. Cl.** **D25/132**

[58] **Field of Search** D25/126, 131,
D25/132; 40/606, 607, 608; 52/742, 732.3,
736.1, 726.3; 256/21-22, 34, DIG. 5, 65

[56] **References Cited**

U.S. PATENT DOCUMENTS

D. 325,261 4/1992 McCracken D25/132

D. 357,607 4/1995 Nilsson D25/126
1,023,880 4/1912 Rubeck 52/736.1
3,286,416 11/1966 Ashworth 52/736.1
3,389,930 6/1968 Ashworth et al. 256/65

Primary Examiner—Doris Clark
Attorney, Agent, or Firm—Bauer & Schaffer, LLP

[57] **CLAIM**

The ornamental design for the trellis post, as shown and described.

DESCRIPTION

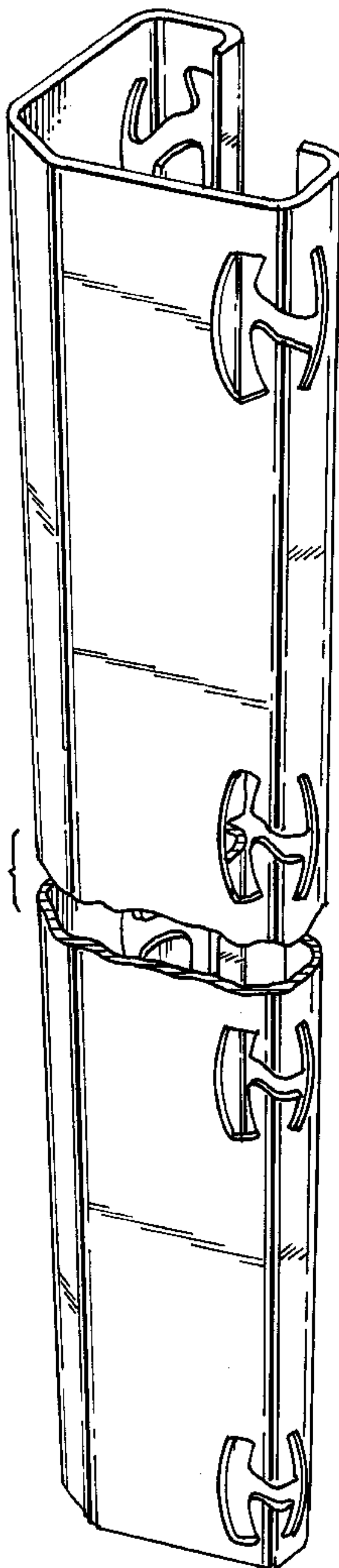
FIG. 1 is a front perspective view of a trellis post embodying the present invention having two rows of apertures;

FIG. 2 is a rear perspective view of the trellis post shown in FIG. 1; and,

FIG. 3 is an end view of the trellis post shown in FIG. 1.

The trellis post is symmetrical along its central axis and identical at its ends. The trellis post is shown in the Figures to be broken in the center to indicate indefinite length.

1 Claim, 1 Drawing Sheet



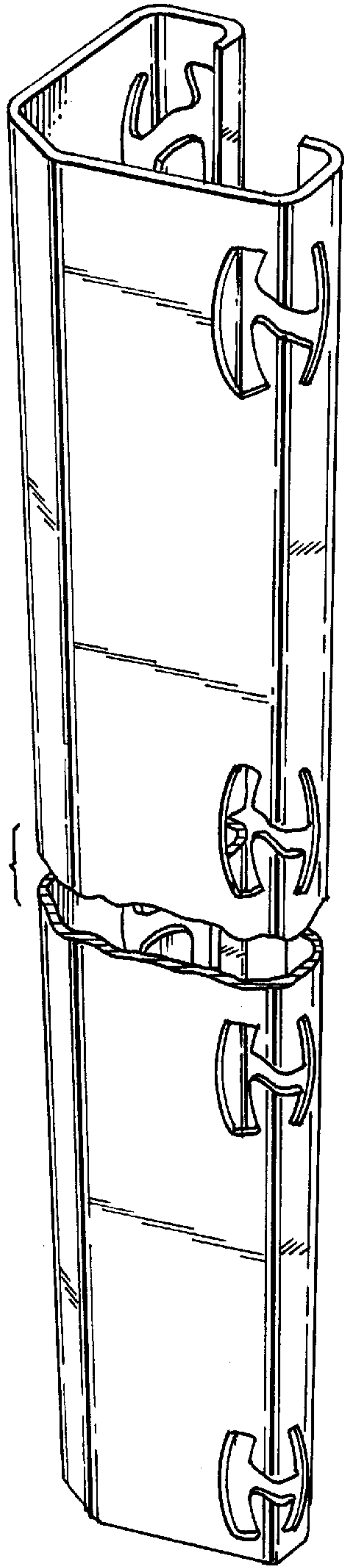


Fig. 1

Fig. 2

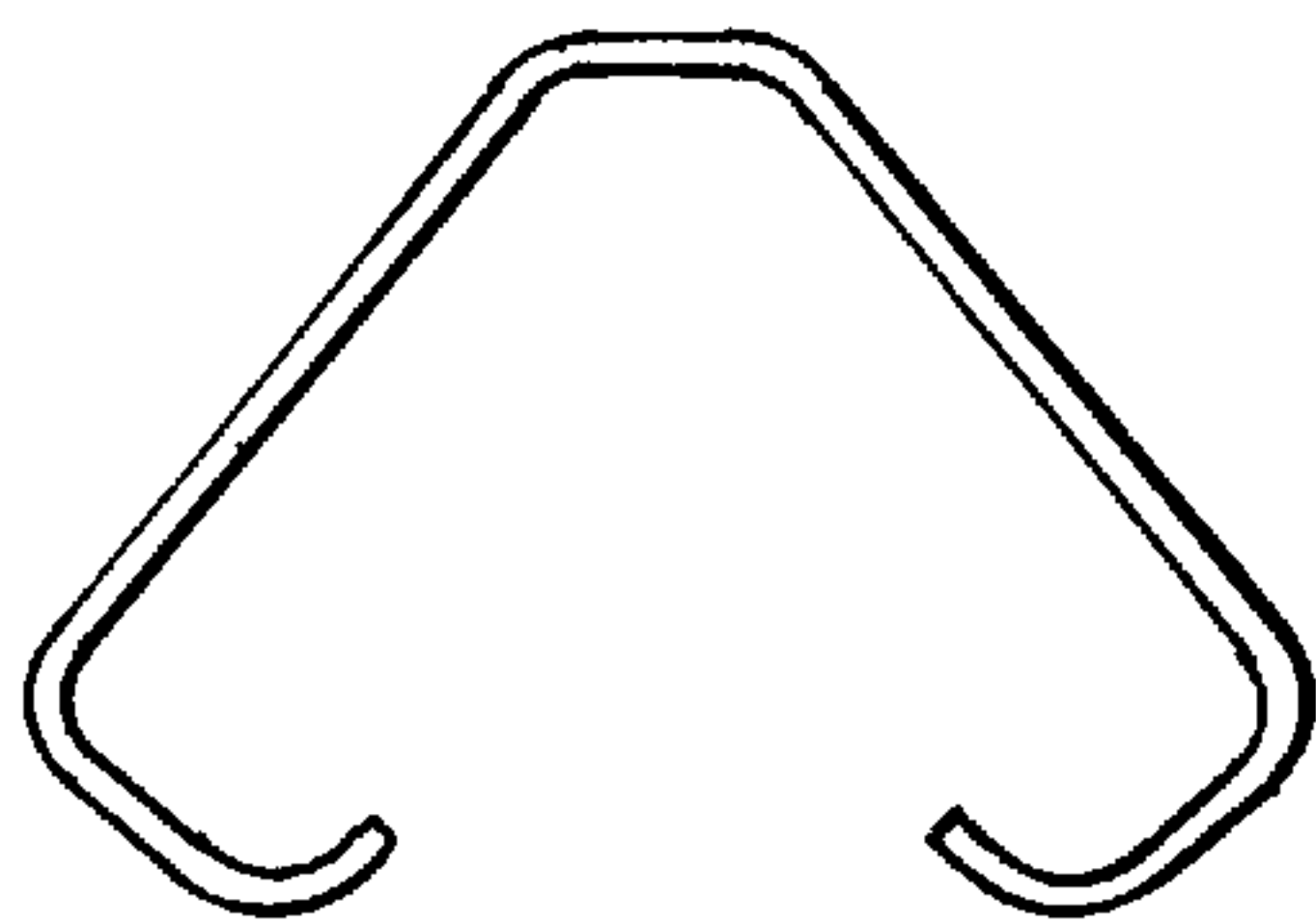
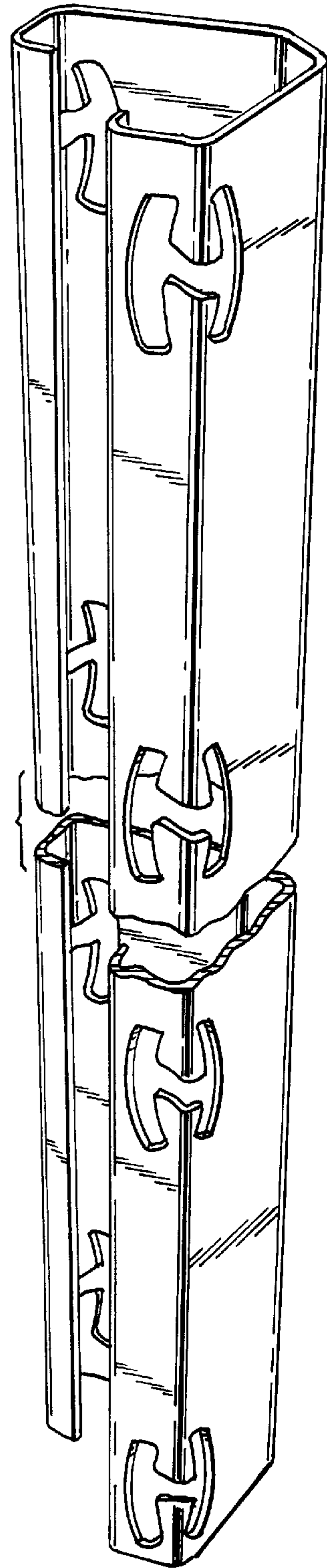


Fig. 3