



US00D420146S

United States Patent [19]

Mussa

[11] Patent Number: Des. 420,146

[45] Date of Patent: ** Feb. 1, 2000

[54] SWIMMING POOL FRAME STRUCTURE

[76] Inventor: **Eduardo Alberto Mussa**, Avenida
Presidente Illia 1715, Bella Vista,
Argentina, 1661

[**] Term: **14 Years**

[21] Appl. No.: **29/100,419**

[22] Filed: **Feb. 9, 1999**

Related U.S. Application Data

[62] Division of application No. 29/089,330, Jun. 12, 1998.

[51] LOC (7) Cl. **25-02**

[52] U.S. Cl. **D25/60**

[58] Field of Search D25/2, 60; 4/506,
4/488, 513

[56] References Cited

U.S. PATENT DOCUMENTS

D. 232,433	8/1974	Scourtes	D25/60
1,753,427	4/1930	Phillips .	
2,378,159	6/1945	Royer	150/0.5
2,749,956	6/1956	Eldred	150/0.5
3,416,165	12/1968	Pereira	4/172
3,466,676	9/1969	Barrera	4/172
3,534,414	10/1970	Hall	4/172

3,735,427	5/1973	Anczewicz et al.	4/172
4,356,933	11/1982	Connolly	220/401
4,597,113	7/1986	Eymard	4/488
4,782,538	11/1988	Chisholm et al.	4/506
5,054,135	10/1991	Dallaire et al.	4/488
5,083,327	1/1992	Gillebaard	4/506
5,592,702	1/1997	Gillebaard, Jr.	4/506

Primary Examiner—Doris Clark
Attorney, Agent, or Firm—Jacobson, Price, Holman &
Stern, PLLC

[57] CLAIM

The ornamental design for a swimming pool frame structure,
as shown and described.

DESCRIPTION

FIG. 1 is a top plan view of an alternative embodiment of a swimming pool frame structure showing my new design, the portion shown in dotted lines is included for illustrative purposes only, and forms no part of the claimed design, FIG. 2 is a bottom view thereof, the portion shown in dotted lines is included for illustrative purposes only, and forms no part of the claimed design; and, FIG. 3 is a front view thereof, the portion shown in dotted lines is included for illustrative purposes only, and forms no part of the claimed design, and the rear view is a mirror image thereof.

1 Claim, 3 Drawing Sheets

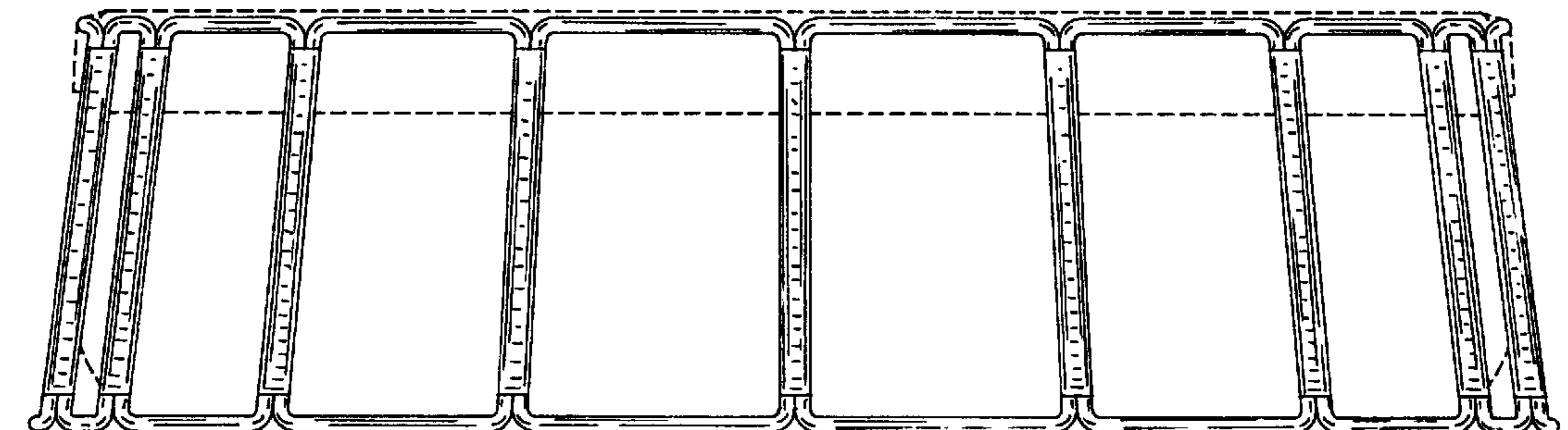


FIG. 1

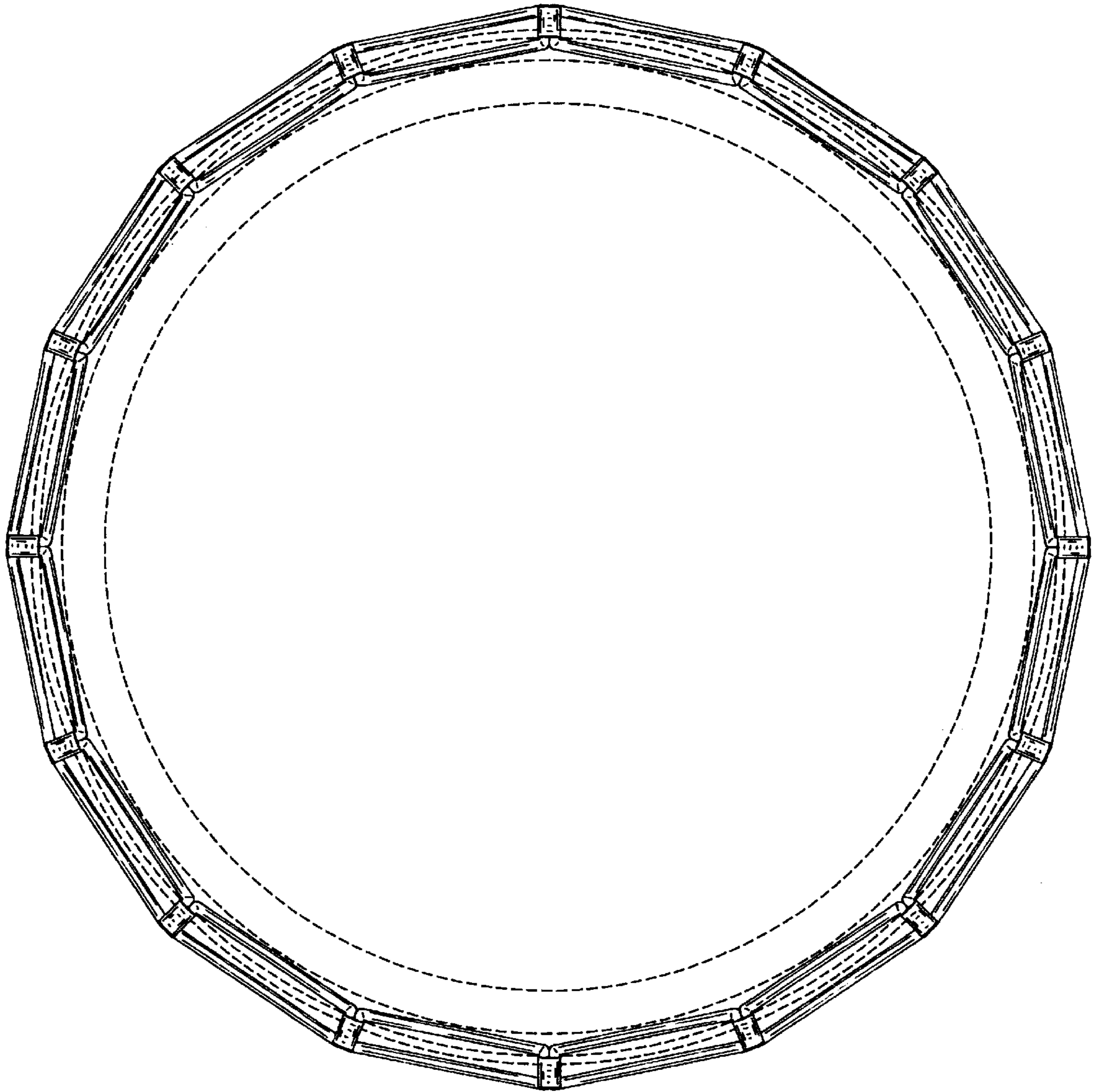


FIG. 2

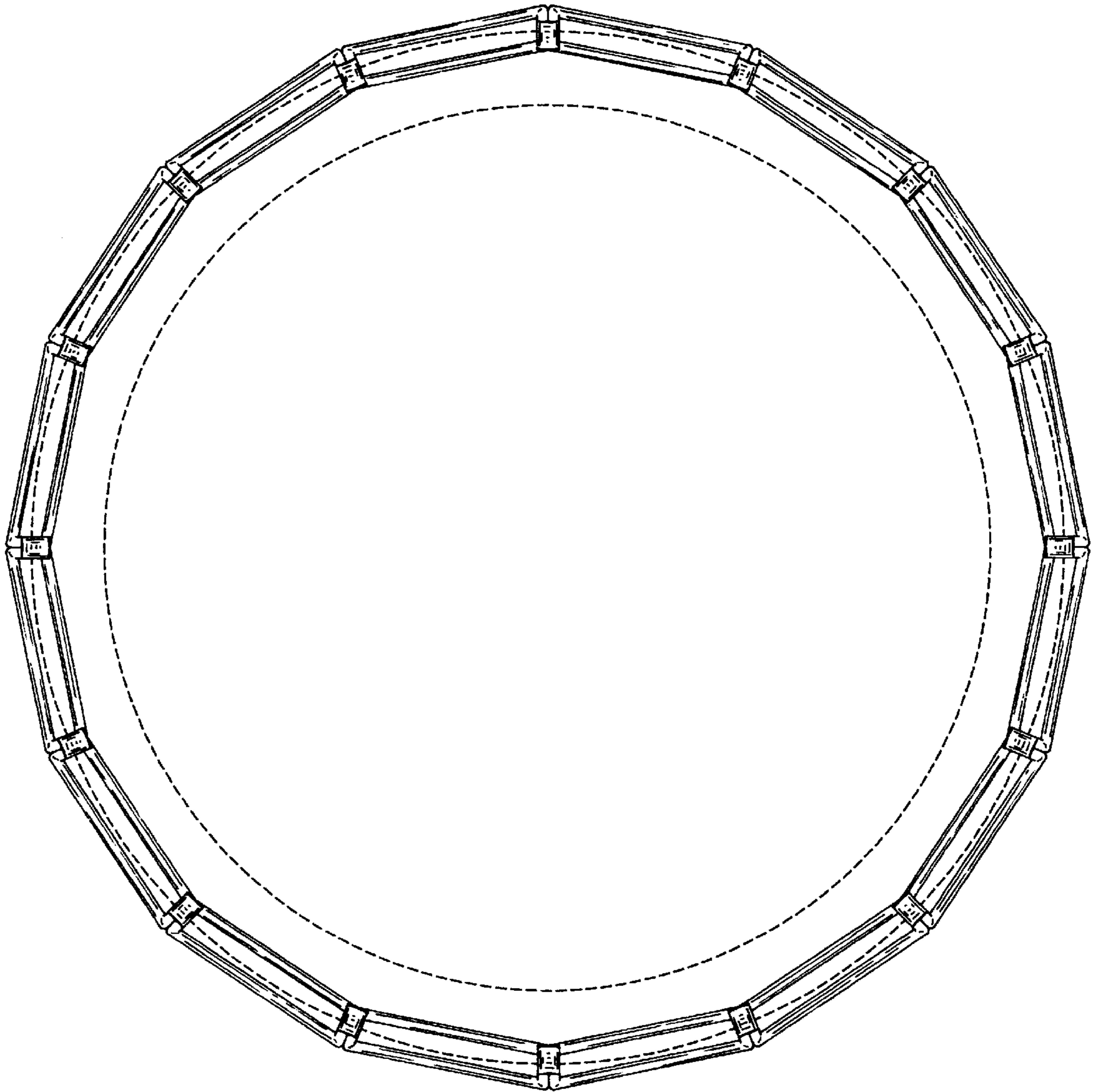


FIG. 3

