



US00D420145S

# United States Patent [19]

Mussa

[11] Patent Number: **Des. 420,145**

[45] Date of Patent: **\*\* Feb. 1, 2000**

[54] **SWIMMING POOL FRAME STRUCTURE**

[76] Inventor: **Eduardo Alberto Mussa**, Avenida  
Presidente Illia 1715, Bella Vista,  
Argentina, 1661

[\*\*] Term: **14 Years**

[21] Appl. No.: **29/100,418**

[22] Filed: **Feb. 9, 1999**

### Related U.S. Application Data

[62] Division of application No. 29/089,330, Jun. 12, 1998.

[51] **LOC (7) Cl.** ..... **25-02**

[52] **U.S. Cl.** ..... **D25/60**

[58] **Field of Search** ..... D25/60; 4/488,  
4/506, 513; D24/201, 203, 205, 204

### [56] References Cited

#### U.S. PATENT DOCUMENTS

D. 232,433	8/1974	Scourtes	.....	D25/60
1,753,427	4/1930	Phillips	.	
2,378,159	6/1945	Royer	.....	150/0.5
2,749,956	6/1956	Eldred	.....	150/0.5
3,416,165	12/1968	Pereira	.....	4/172
3,466,676	9/1969	Barrera	.....	4/172
3,534,414	10/1970	Hall	.....	4/172
3,735,427	5/1973	Ancewicz et al.	.....	4/172
4,356,933	11/1982	Connolly	.....	220/401

4,597,113	7/1986	Eymard	.....	4/488
4,782,538	11/1988	Chisholm et al.	.....	4/506
5,054,135	10/1991	Dallaire et al.	.....	4/488
5,083,327	1/1992	Gillebaard	.....	4/506
5,592,702	1/1997	Gillebaard, Jr.	.....	4/506

*Primary Examiner*—Doris Clark  
*Attorney, Agent, or Firm*—Jacobson, Price, Holman &  
Stern, PLLC

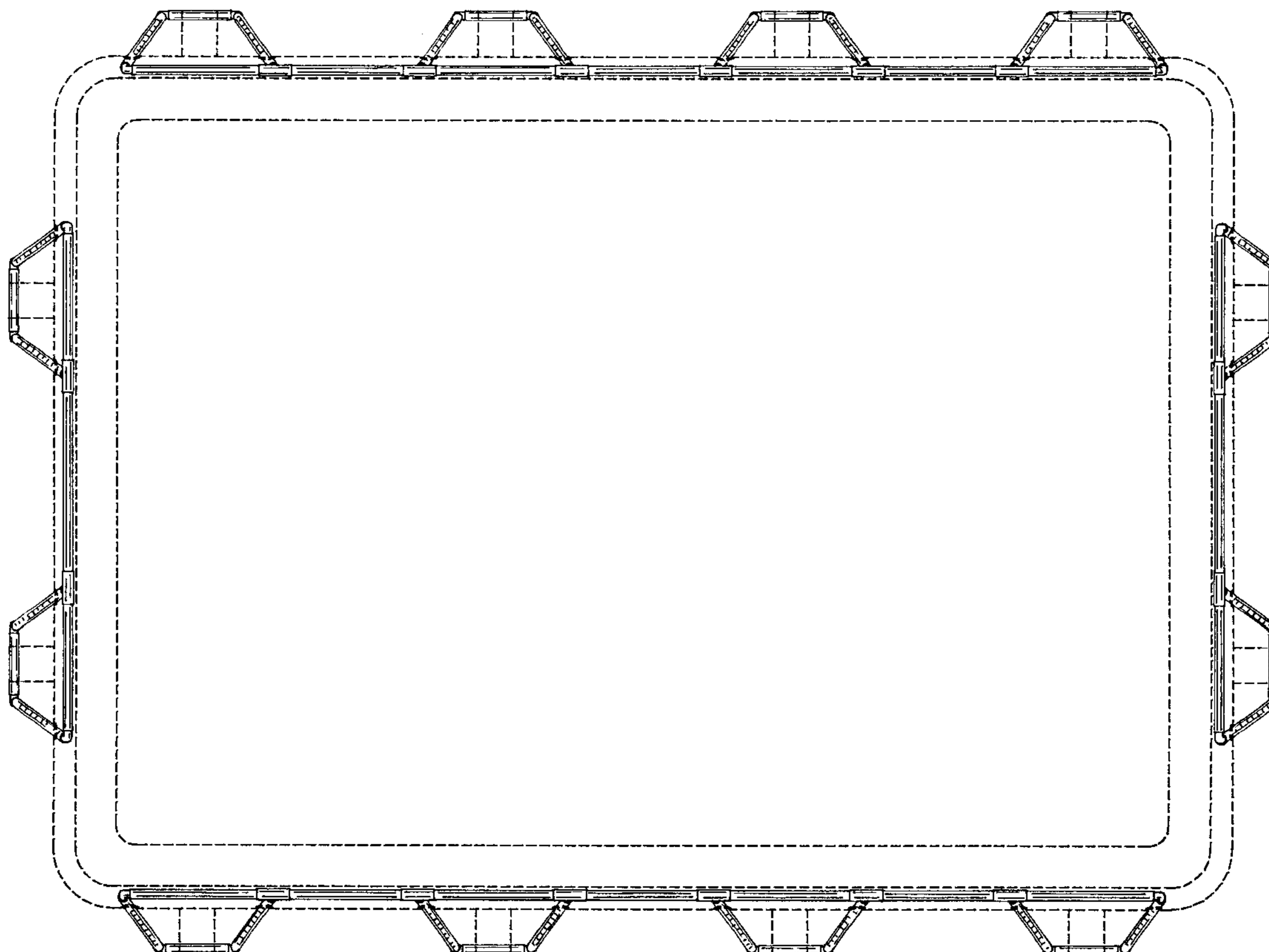
### [57] CLAIM

The ornamental design for a swimming pool frame structure,  
as shown and described.

### DESCRIPTION

FIG. 1 is a top plan view of an alternative embodiment of a swimming pool frame structure showing my new design, the portion shown in dotted lines is included for illustrative purposes only and forms no part of the claimed design, FIG. 2 is a bottom view thereof, the portion shown in dotted lines is included for illustrative purposes only and forms no part of the claimed design, FIG. 3 is a front view thereof, the portion shown in dotted lines is included for illustrative purposes only and forms no part of the claimed design and the rear view is a mirror image thereof; and, FIG. 4 is a left side view thereof, the portion shown in dotted lines is included for illustrative purposes only and forms no part of the claimed design and the right side view is a mirror image thereof.

**1 Claim, 3 Drawing Sheets**






FIG. 1




FIG. 2

FIG. 3

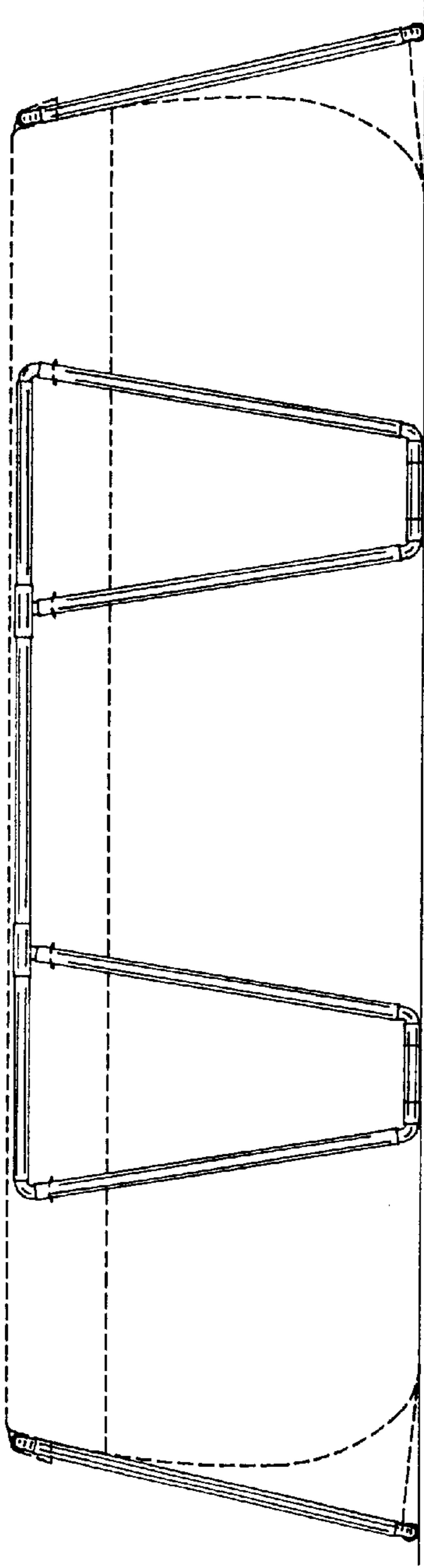


FIG. 4

