



US00D420123S

# United States Patent [19]

[11] Patent Number: **Des. 420,123**

**Keen et al.**

[45] Date of Patent: **\*\* Feb. 1, 2000**

[54] **VENTILATION GRILLE**

[76] Inventors: **Debra J. Keen**, 6213 Winifred; **Diane F. Hayes**, 6132 Waco Way, both of Ft. Worth, Tex. 76133

[\*\*] Term: **14 Years**

[21] Appl. No.: **29/099,498**

[22] Filed: **Jan. 22, 1999**

[51] **LOC (7) Cl.** ..... **23-04**

[52] **U.S. Cl.** ..... **D23/393**

[58] **Field of Search** ..... D23/393, 388,  
D23/387; 454/289, 290, 284; 52/696, 673,  
675, 670

[56] **References Cited**

**U.S. PATENT DOCUMENTS**

D. 318	9/1850	Tuttle et al.	.....	D23/388
D. 320	9/1850	Tuttle et al.	.....	D23/388
D. 23,934	1/1895	Hardenbergh	.....	D23/388
D. 30,568	4/1899	Ullberg	.....	D23/388

D. 30,569	4/1899	Ullberg	.....	D23/388
D. 31,446	8/1899	Vanderloo	.....	D23/388
D. 34,348	4/1901	Ullberg	.....	D23/388
D. 140,499	3/1945	Curtis	.....	D23/388
D. 361,378	8/1995	Mitchell	.....	D23/393
D. 377,083	12/1996	Smolarski	.....	D23/393
D. 407,480	3/1999	Leiter et al.	.....	D23/388

*Primary Examiner*—Mitchell Siegel  
*Attorney, Agent, or Firm*—Mark D Perdue

[57] **CLAIM**

The ornamental design for a ventilation grille, as shown and described.

**DESCRIPTION**

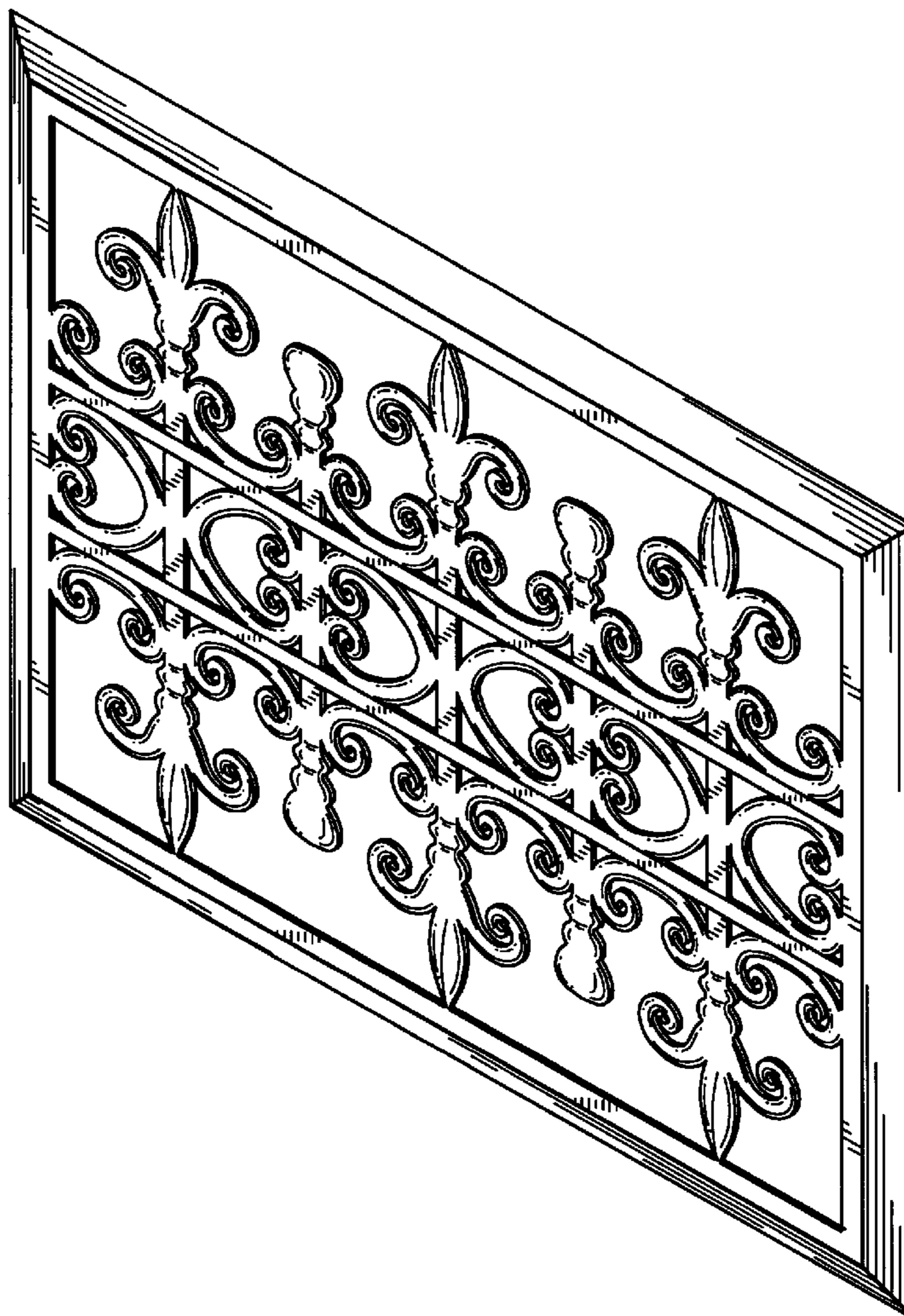
FIG. 1 is a perspective view of the ornamental design for a ventilation grille.

FIG. 2 is a plan view thereof.

FIG. 3 is a bottom view thereof, the top view being identical; and,

FIG. 4 is a left side view thereof, the right side being identical.

**1 Claim, 1 Drawing Sheet**






FIG. 1



FIG. 3



FIG. 4




FIG. 2