



US00D420113S

# United States Patent [19]

Heinz et al.

[11] Patent Number: **Des. 420,113**

[45] Date of Patent: **\*\* Feb. 1, 2000**

[54] **HEATER**

[75] Inventors: **Roy Heinz**, Watham; **Anthony Pannozzo**, Cambridge, both of Mass.

[73] Assignee: **Holmes Products, Corp.**, Milford, Mass.

[\*\*] Term: **14 Years**

[21] Appl. No.: **29/097,704**

[22] Filed: **Dec. 11, 1998**

[51] **LOC (7) Cl.** ..... **23-03**

[52] **U.S. Cl.** ..... **D23/337; D23/335**

[58] **Field of Search** ..... D23/314, 317,  
D23/332-335, 341, 370, 337; 392/365-369,  
407, 373, 374

[56] **References Cited**

**U.S. PATENT DOCUMENTS**

D. 395,490 6/1998 Jane et al. .... D23/337

D. 396,527 7/1998 Boyle et al. .... D23/335  
D. 400,659 11/1998 Boyle et al. .... D23/335  
D. 408,903 4/1999 Boyle et al. .... D23/335  
5,805,767 9/1998 Jouas et al. .... 392/373

*Primary Examiner*—B. J. Bullock  
*Attorney, Agent, or Firm*—Hoffmann & Baron, LLP;  
Francis E. Marino

[57] **CLAIM**

The ornamental design for a heater, as shown and described.

**DESCRIPTION**

FIG. 1 is a top perspective view of a heater showing our new design;

FIG. 2 is a top plan view thereof;

FIG. 3 is a right side elevation view thereof;

FIG. 4 is a front elevation view thereof;

FIG. 5 is a left side elevation view thereof; and,

FIG. 6 is a rear elevation view thereof.

The subject matter shown in broken lines forms no part of the claimed design.

**1 Claim, 6 Drawing Sheets**




FIG-1




FIG-2

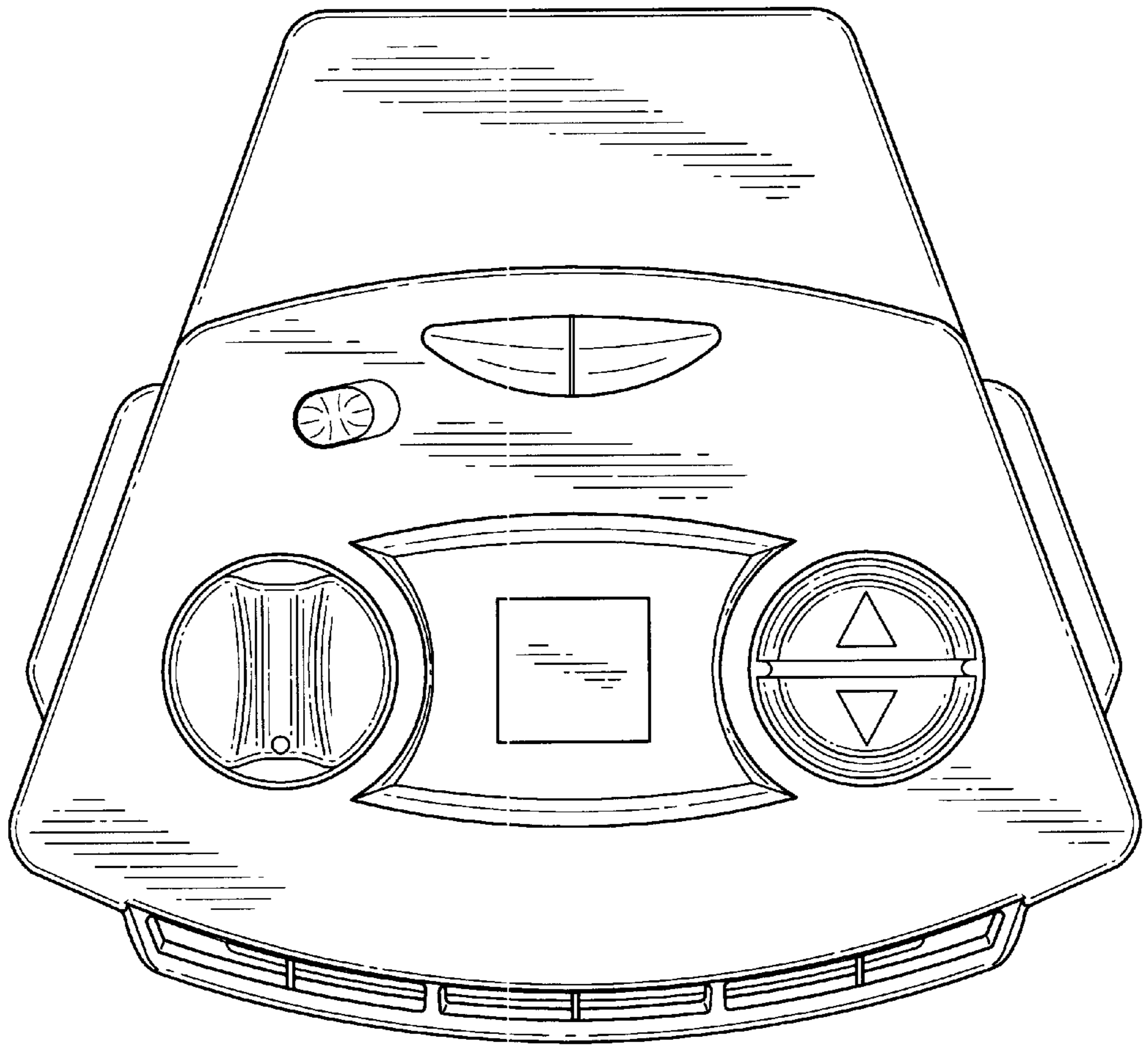


FIG-3

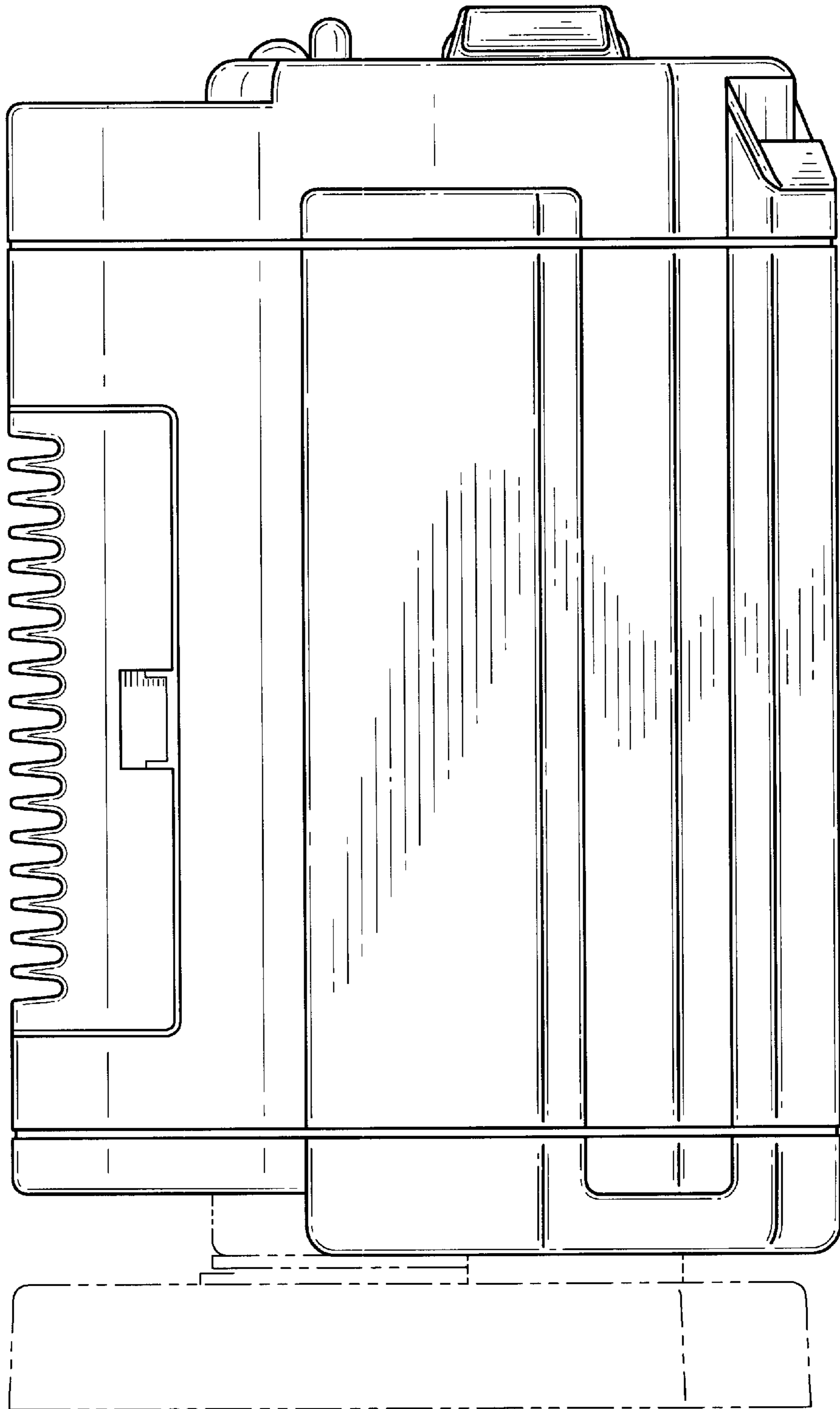


FIG-4




FIG-5

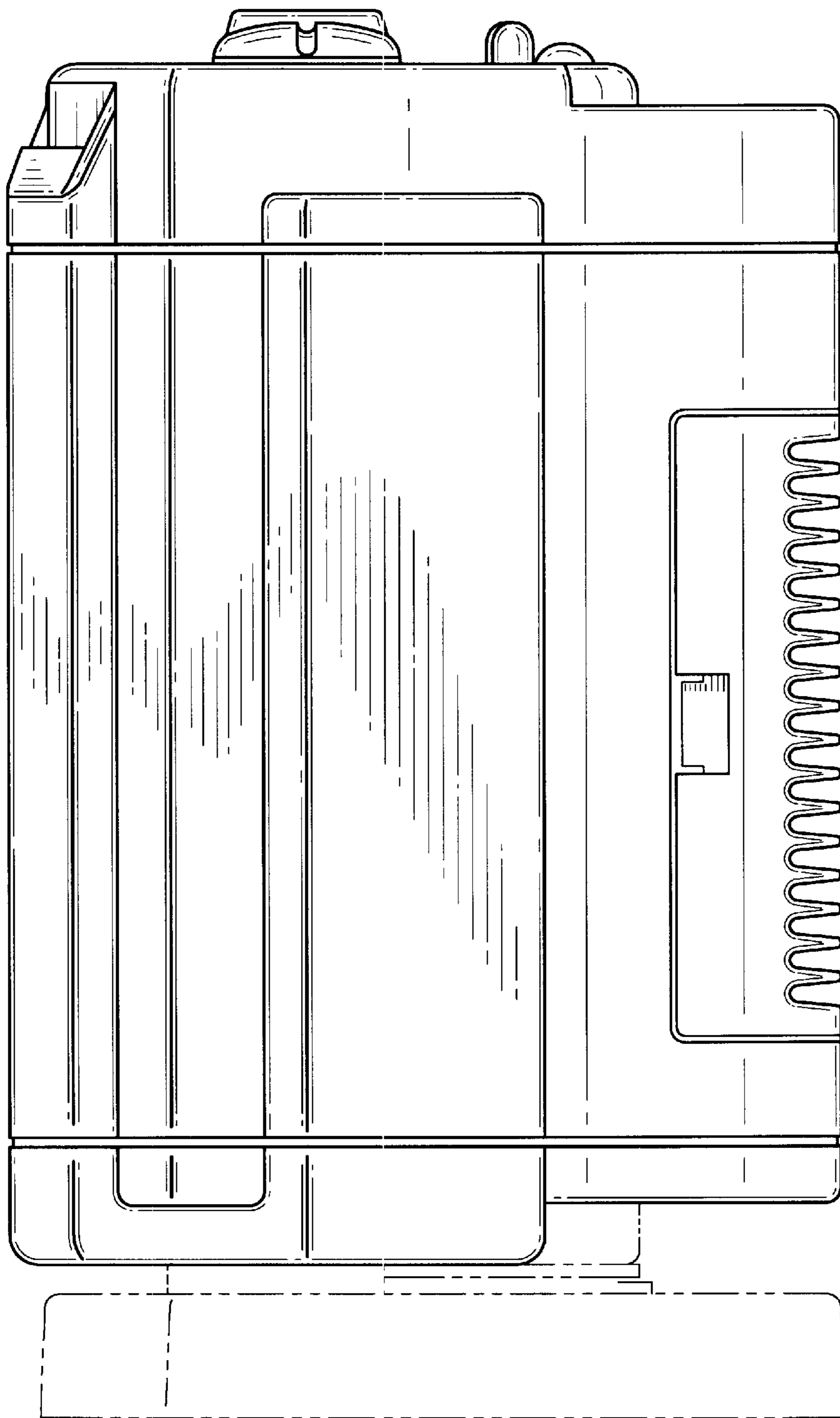


FIG-6

