



US00D420111S

United States Patent [19]
Snyder

[11] **Patent Number: Des. 420,111**
[45] **Date of Patent: ** Feb. 1, 2000**

[54] **OUTDOOR SHOWER FIXTURE**

5,365,620 11/1994 MacLeod 4/615
5,421,042 6/1995 Hibschnon 4/617
5,774,908 7/1998 Hall 4/617

[76] Inventor: **Kendrick M. Snyder**, 663 River Rd.,
Westport, Mass. 02790

[**] Term: **14 Years**

Primary Examiner—Eric Watterson
Attorney, Agent, or Firm—Wolf, Greenfield & Sacks, P.C.

[21] Appl. No.: **29/090,007**

[57] **CLAIM**

[22] Filed: **Jun. 26, 1998**

The ornamental design for an outdoor shower fixture, as shown and described.

Related U.S. Application Data

DESCRIPTION

[63] Continuation of application No. 08/754,781, Nov. 21, 1996,
abandoned.

FIG. 1 is a top, front, right side perspective view of an outdoor shower fixture showing my new design;
FIG. 2 is a front elevation view thereof;
FIG. 3 is a right side elevational view thereof, the left side being a mirror image thereof;
FIG. 4 is a top plan view thereof; and,
FIG. 5 is a bottom plan view thereof.

[51] **LOC (7) Cl.** **23-02**

[52] **U.S. Cl.** **D23/304**

[58] **Field of Search** D23/213, 303-313;
4/598, 599-617; 224/683, 684

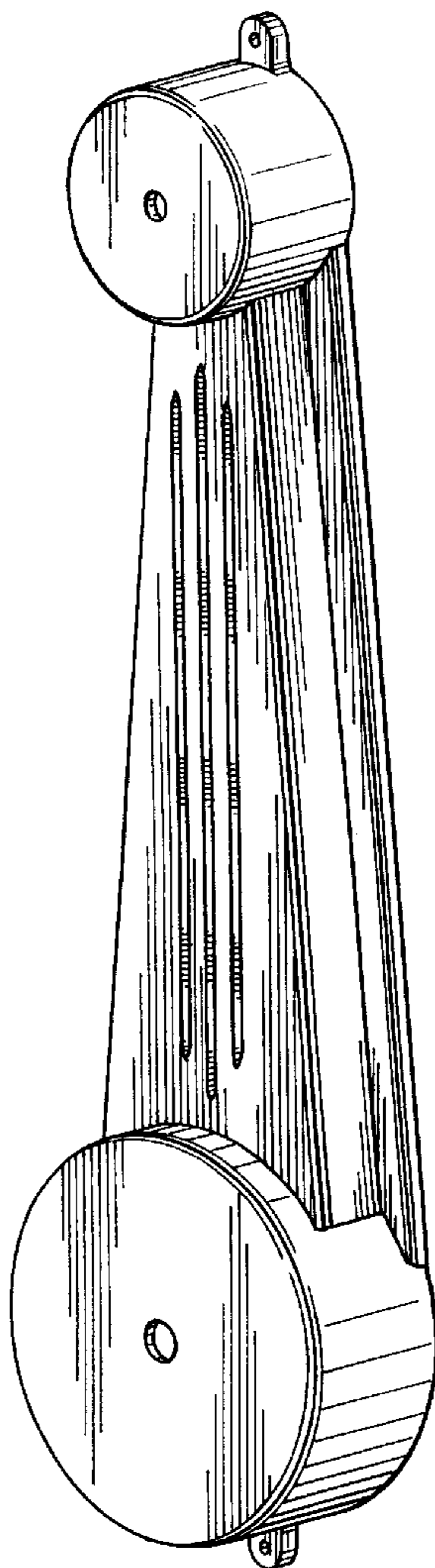
The rear view is plain and includes no ornamental features. The broken lines showing a shower head, a control valve and a support wall are for illustrative purposes only and form no part of the claimed design.

[56] **References Cited**

U.S. PATENT DOCUMENTS

D. 384,129 9/1997 Neufeld et al. D23/213
D. 398,384 9/1998 Bonnell et al. D23/304
4,934,001 6/1990 Landreth 4/615

1 Claim, 1 Drawing Sheet



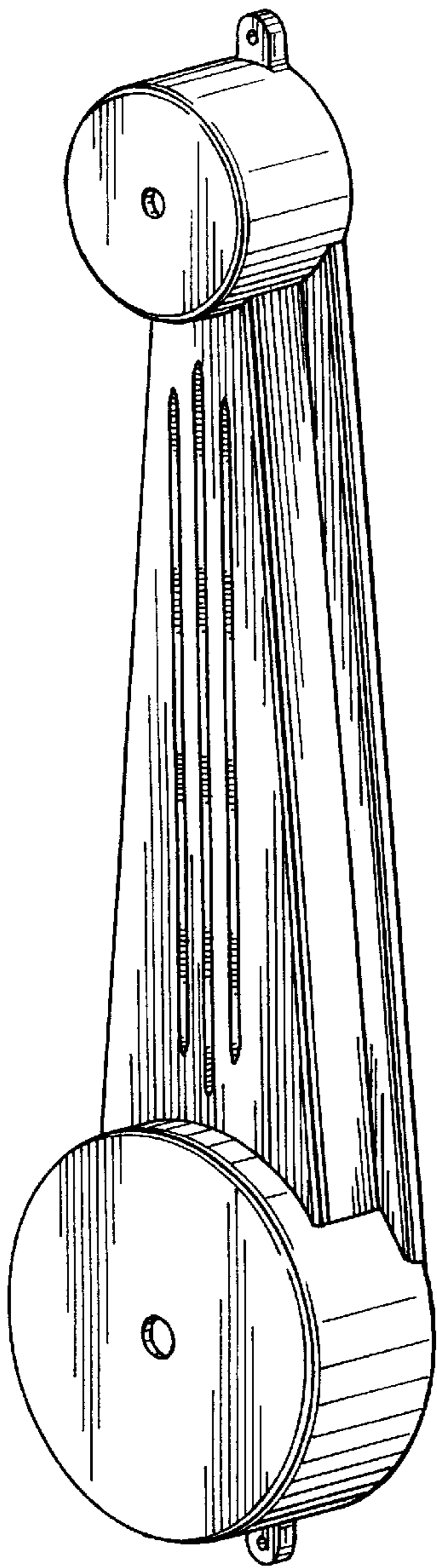


Fig. 1

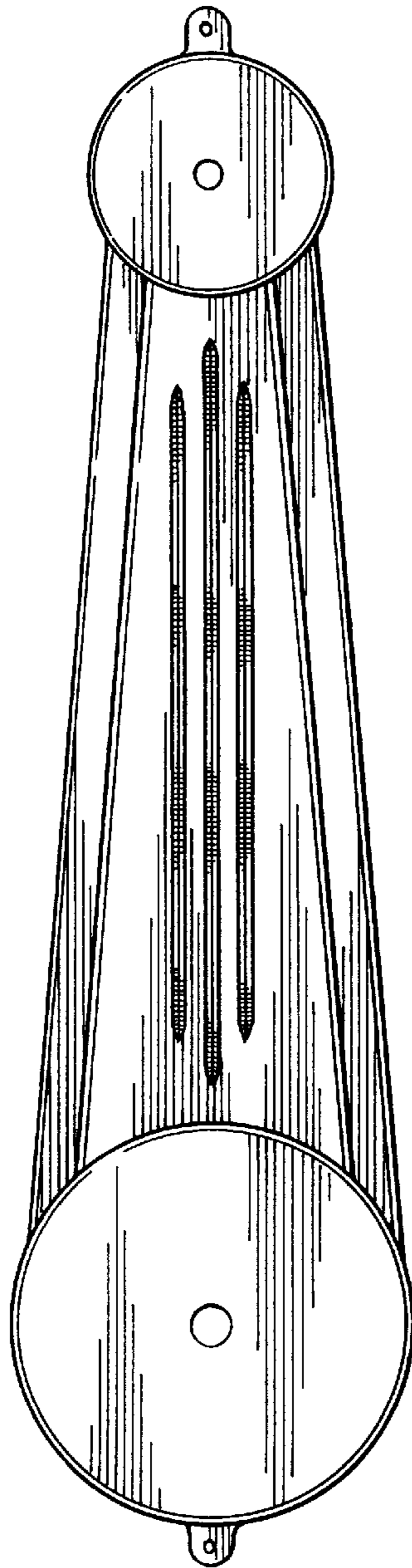


Fig. 2




Fig. 3

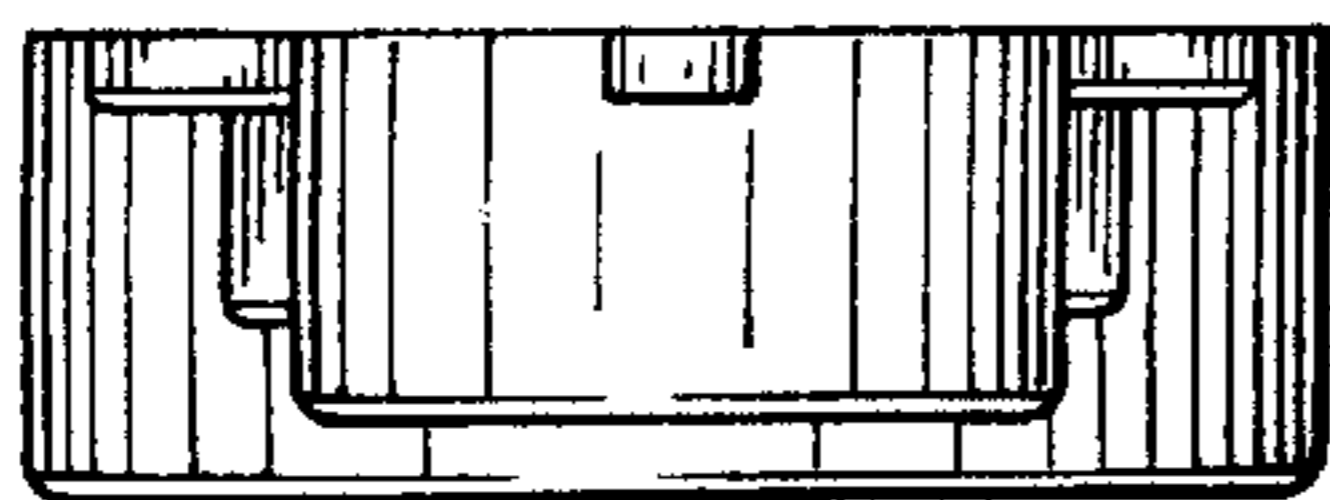


Fig. 4




Fig. 5