



US00D420097S

United States Patent [19]

[11] **Patent Number: Des. 420,097**

Gorney et al.

[45] **Date of Patent: ** Feb. 1, 2000**

[54] **SPRINKLER**

D. 171,559	2/1954	Rienks	D23/214
D. 255,920	7/1980	Antonell	D23/215
D. 330,246	10/1992	Yanniell et al.	D23/215
D. 355,475	2/1995	Luppino	D23/214

[75] Inventors: **Moshe Gorney; Dorit Kopit**, both of Kibbutz Naan, Israel

[73] Assignee: **Naan Irrigation Systems**, Kibbutz Naan, Israel

Primary Examiner—Robin V. Taylor
Attorney, Agent, or Firm—Browdy and Neimark

[**] Term: **14 Years**

[57] CLAIM

[21] Appl. No.: **29/101,710**

The ornamental design for a sprinkler, as shown and described.

[22] Filed: **Mar. 10, 1999**

Related U.S. Application Data

DESCRIPTION

[62] Division of application No. 29/092,292, Aug. 12, 1998.

[51] **LOC (7) Cl.** **23-01**

FIG. 1 Front view of a sprinkler according to the present design;

[52] **U.S. Cl.** **D23/214; D23/213**

FIG. 2 Side view thereof;

[58] **Field of Search** D23/213–215, D23/228–230; 239/200–206, 211, 222.13, 222.21, 240–2

FIG. 3 Top view thereof; and,


FIG. 4 Perspective view thereof.

[56] References Cited

U.S. PATENT DOCUMENTS

D. 118,263 12/1939 Kent et al. D23/214

1 Claim, 2 Drawing Sheets



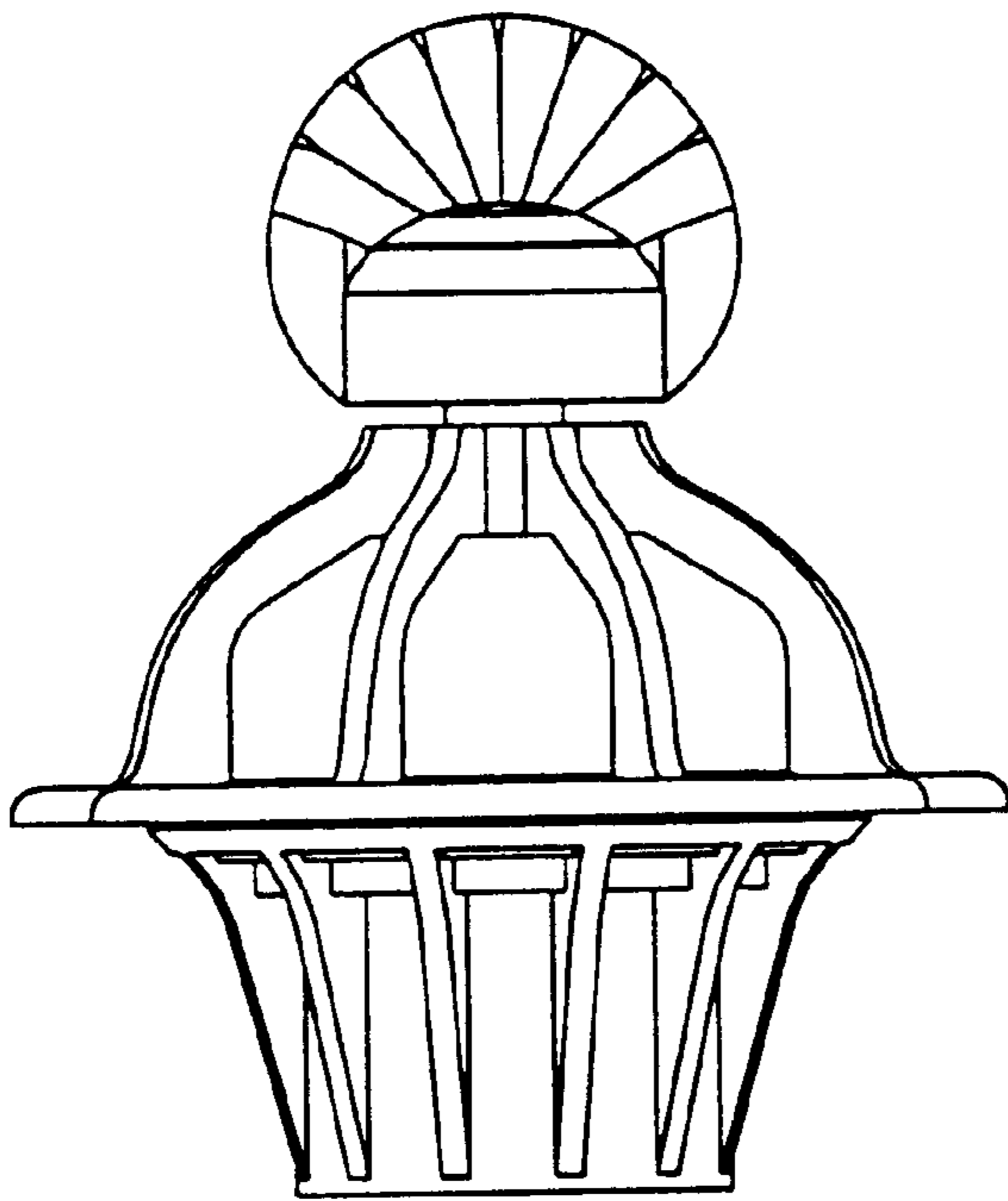


FIG. 1

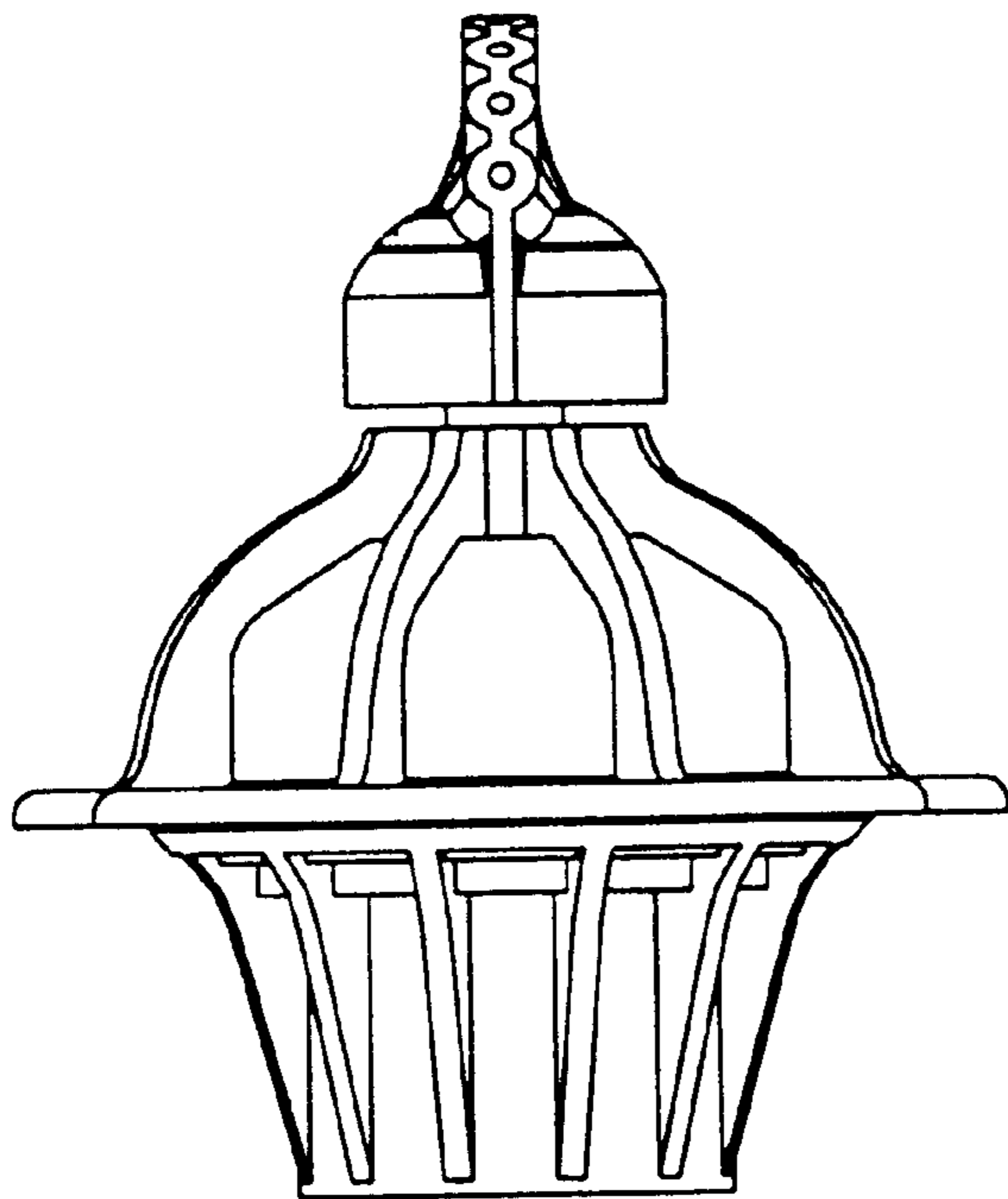


FIG. 2




FIG. 3




FIG. 4