



US00D420065S

United States Patent [19] Ashbridge

[11] **Patent Number: Des. 420,065**

[45] **Date of Patent: ** Feb. 1, 2000**

[54] **BEAN FIGURE**

[75] **Inventor: Kevin Robert Ashbridge, St. Albans, United Kingdom**

[73] **Assignee: Global Vision Network (GVN) Ltd., Borehamwood, United Kingdom**

[**] **Term: 14 Years**

[21] **Appl. No.: 29/102,151**

[22] **Filed: Mar. 18, 1999**

[51] **LOC (7) Cl. 21-01**

[52] **U.S. Cl. D21/627; D21/630**

[58] **Field of Search D21/621, 623-637, D21/639-649, 658-661; 446/100, 374, 386**

[56] **References Cited**

U.S. PATENT DOCUMENTS

D. 195,263	5/1963	Pulcifer	D21/627
D. 278,731	5/1985	Cohorst et al.	D21/631
D. 280,754	9/1985	Zacherle et al.	D21/623
D. 312,286	11/1990	Kolton	D21/628

D. 342,557	12/1993	Frick	D21/631
854,224	5/1907	Lamprey	446/386
1,364,881	1/1921	Koch	D21/635
4,990,120	2/1991	Famiglietti et al.	446/386
5,215,493	6/1993	Zgrodek et al.	446/372

Primary Examiner—James Gandy
Assistant Examiner—Carol Rademaker
Attorney, Agent, or Firm—Gottlieb, Rackman & Reisman, P.C.


[57] **CLAIM**

The ornamental design for a bean figure, as shown and described.

DESCRIPTION

FIG. 1 is a perspective view thereof;
FIG. 2 is a front view thereof;
FIG. 3 is a rear view thereof;
FIG. 4 is a right side elevational view, with the arm and hand shown in an alternate position, thereof;
FIG. 5 is a left side elevational view thereof;
FIG. 6 is an enlarged top plan view thereof; and,
FIG. 7 is an enlarged bottom plan view thereof.

1 Claim, 3 Drawing Sheets






Fig. 1




Fig. 2

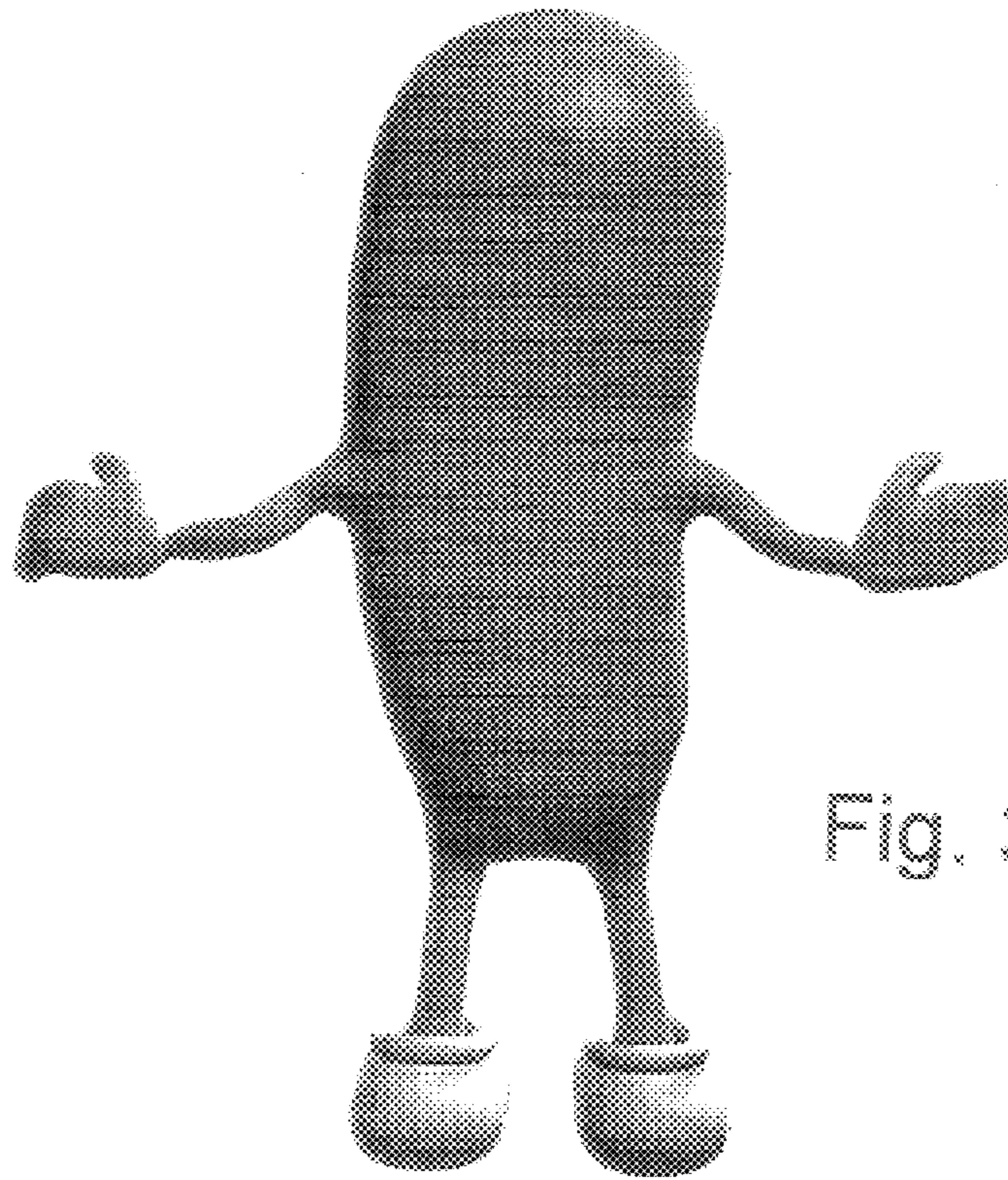


Fig. 3




Fig. 4




Fig. 5




Fig. 6




Fig. 7