



US00D420058S

# United States Patent [19]

[11] Patent Number: **Des. 420,058**

**Bouchard**

[45] Date of Patent: **\*\* Feb. 1, 2000**

[54] **CASINO TABLE AUXILIARY GAME DISPLAY**

*Primary Examiner*—Sandra L. Morris  
*Attorney, Agent, or Firm*—Michael D. Bednarek; Crowell & Moring LLP

[75] Inventor: **Linda Bouchard**, St-Romuald, Canada

[57] **CLAIM**

[73] Assignee: **B.C.D. Mecanique Ltee.**, Quebec, Canada

The ornamental design for a casino table auxiliary game display, as shown.

[\*\*] Term: **14 Years**

**DESCRIPTION**

[21] Appl. No.: **29/092,045**

FIG. 1 is a perspective view of the display according to the invention;

[22] Filed: **Aug. 11, 1998**

FIG. 2 is a front view of the display according to the invention;

[51] **LOC (7) Cl.** ..... **21-03**

FIG. 3 is a top view of the display according to the invention;

[52] **U.S. Cl.** ..... **D21/369; D21/385; D20/41**

FIG. 4 is a left-side view of the display according to the invention;

[58] **Field of Search** ..... D11/124; D20/41, D20/12; D21/329, 332, 369–371, 385; 273/138.1, 139, 142 R, 143 R, 145 A, 272; 463/11, 13, 20, 29–35; 40/446, 447, 448, 451, 607

FIG. 5 is a right-side view of the display according to the invention;

[56] **References Cited**

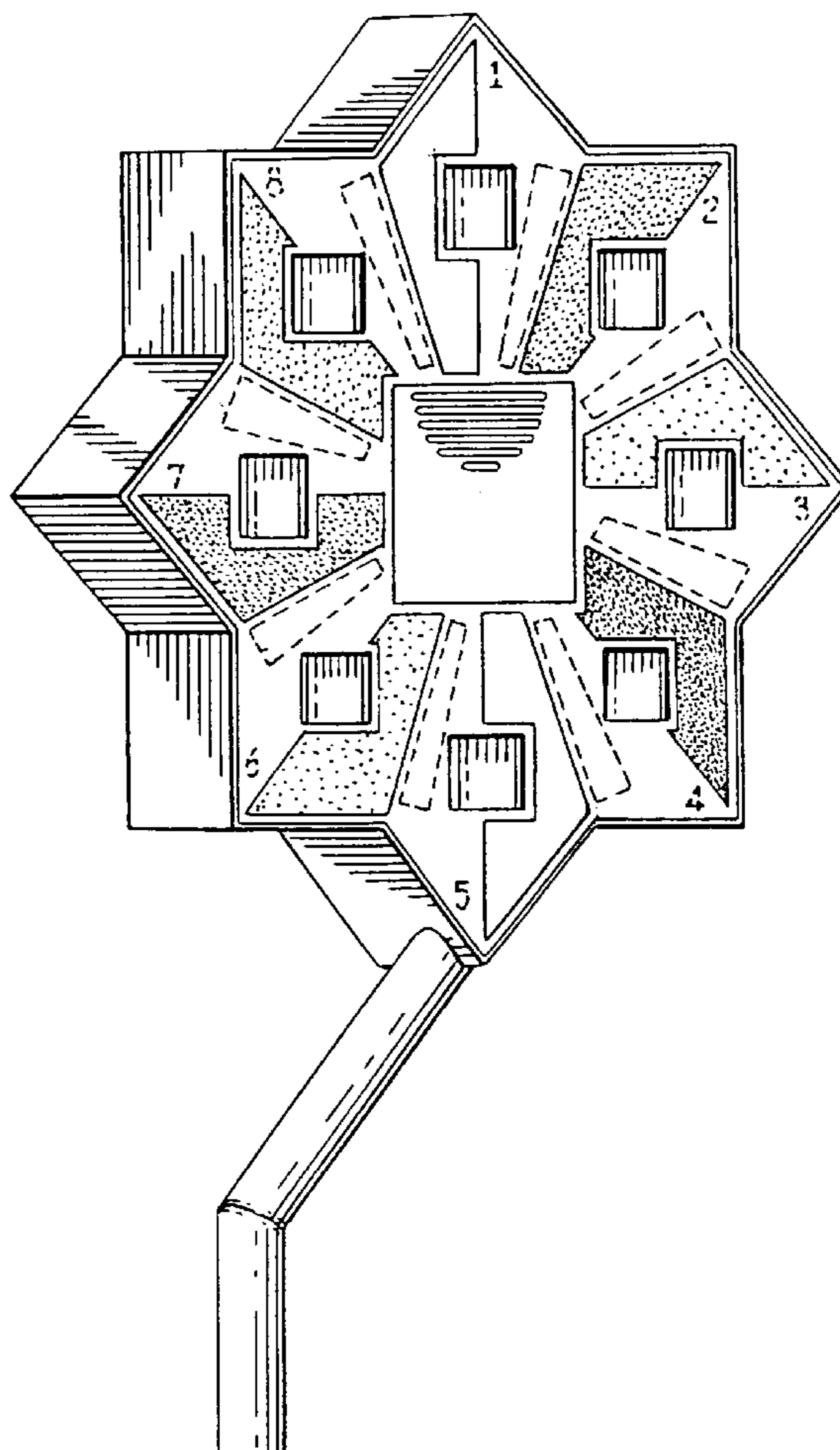
FIG. 6 is a rear view of the display according to the invention; and,

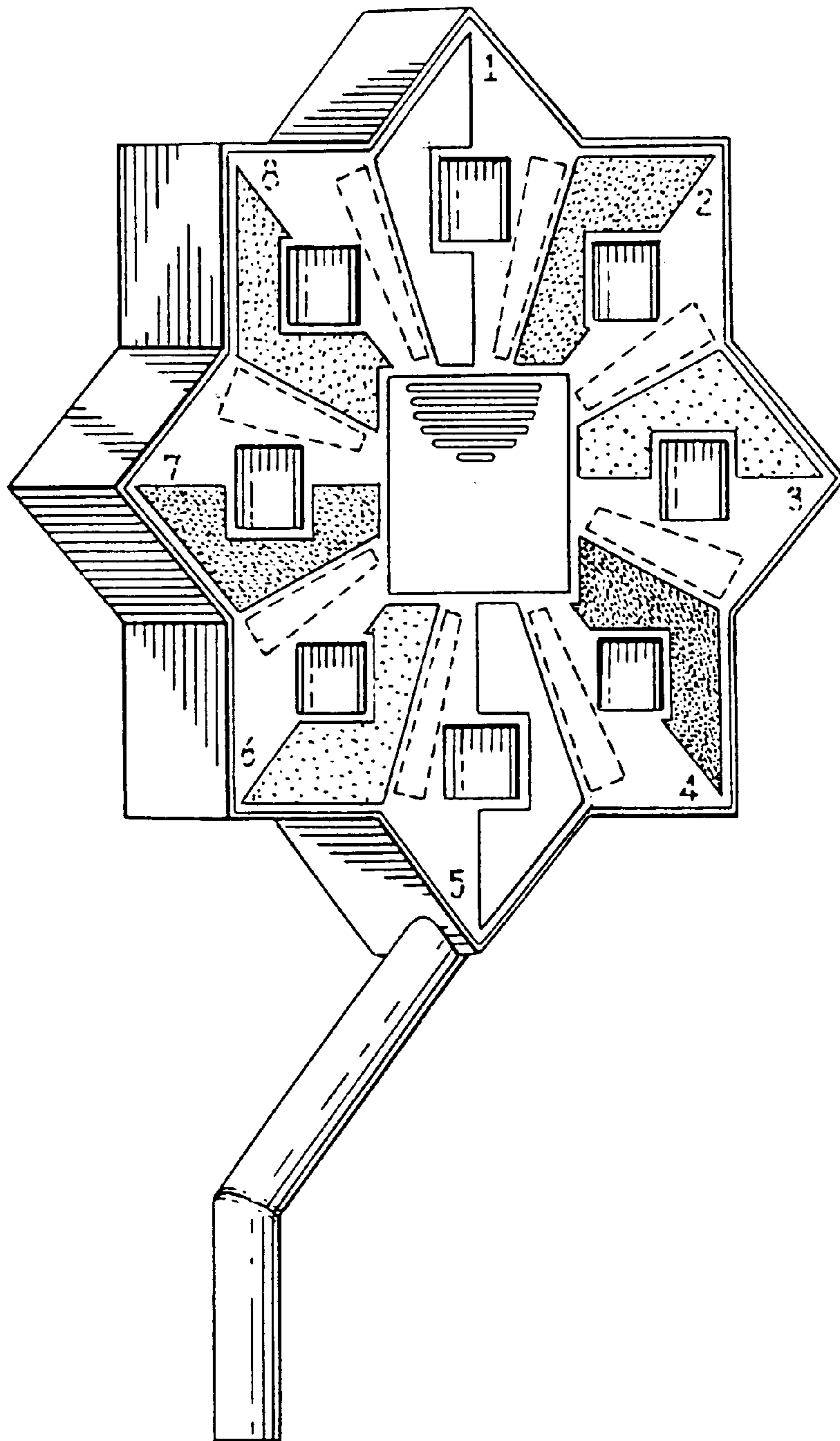
**U.S. PATENT DOCUMENTS**

FIG. 7 is a bottom view of the display according to the invention.

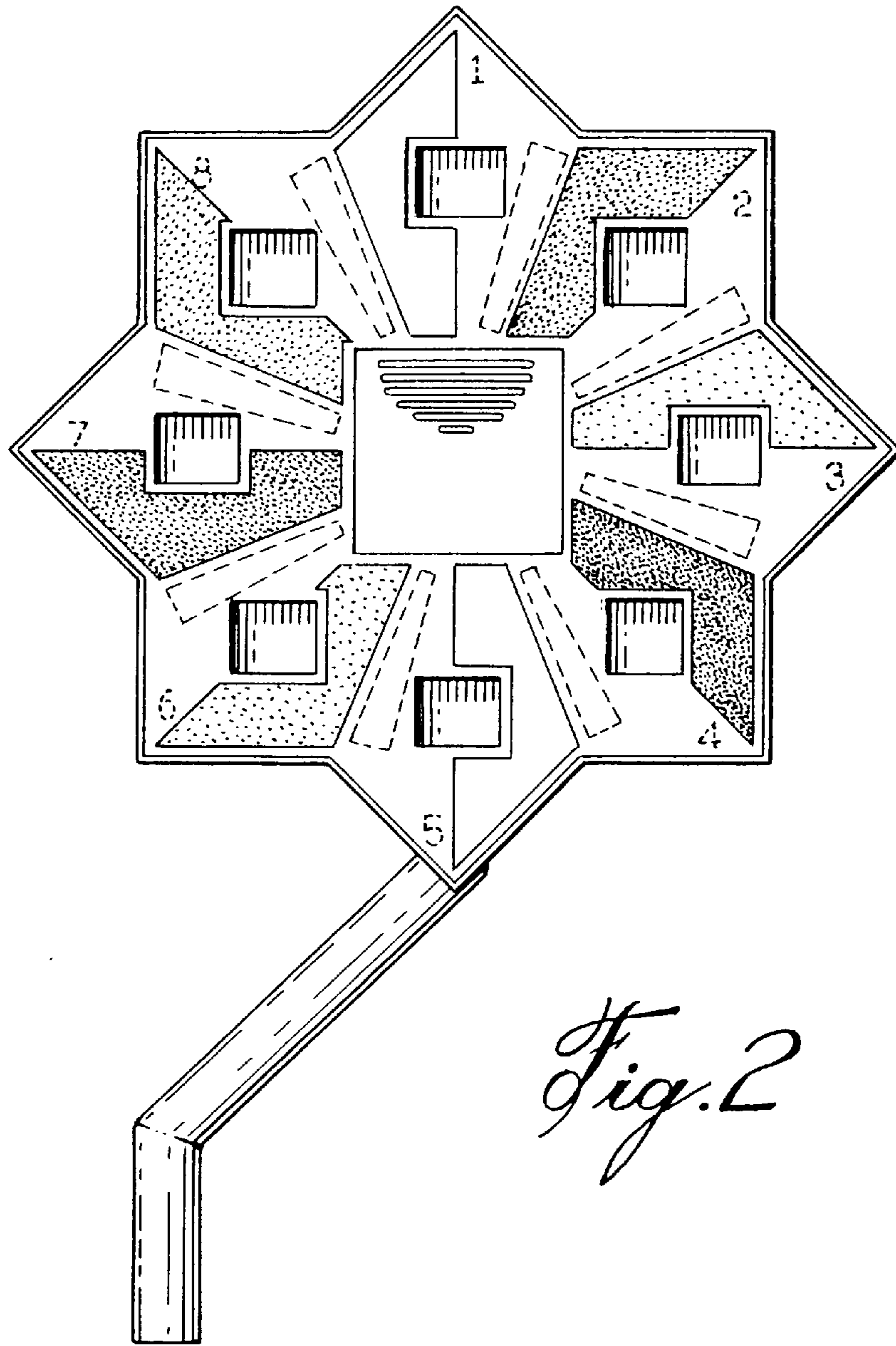
D. 195,131	4/1963	Ganter	.....	D11/124
D. 204,988	6/1966	Burnbaum	.....	D11/124
D. 397,154	8/1998	Hart	.....	D20/41

**1 Claim, 4 Drawing Sheets**

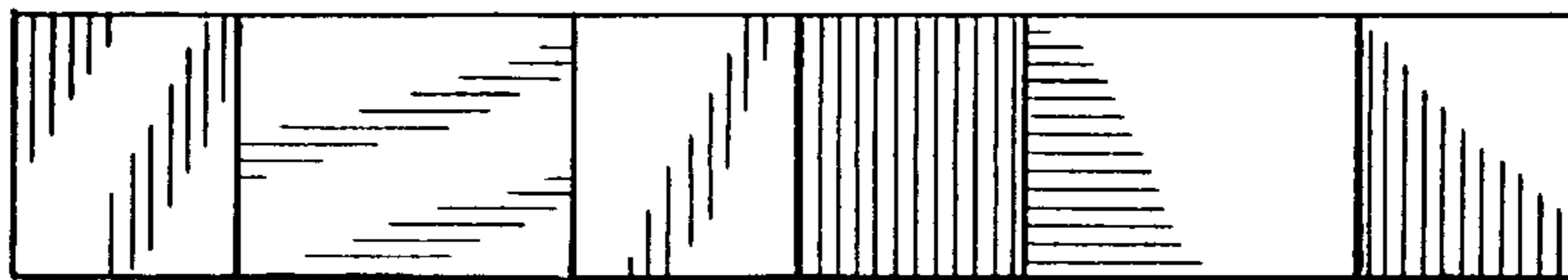




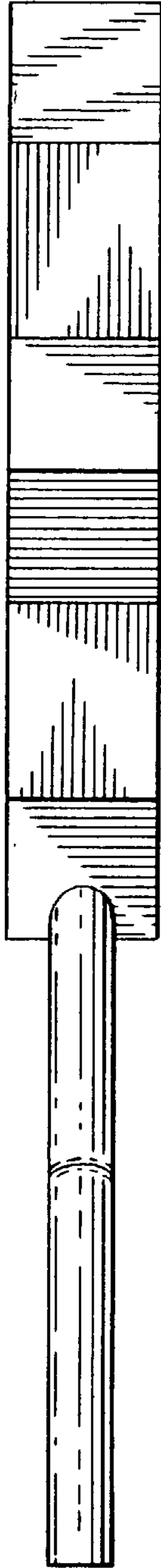
*Fig. 1*



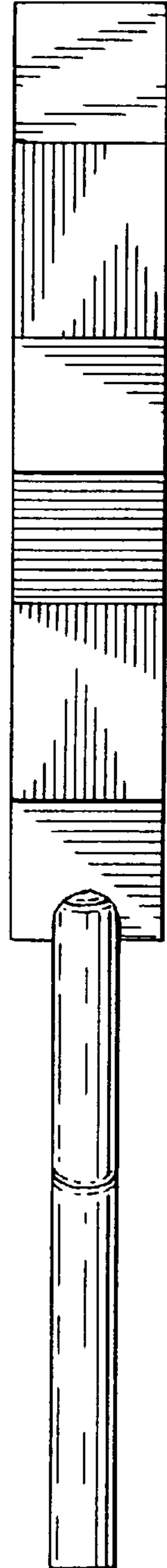
*Fig. 2*




*Fig. 3*




*Fig. 4*



*Fig. 5*



*Fig. 6*



*Fig. 7*