



US00D420054S

United States Patent [19]

Shaw

[11] Patent Number: Des. 420,054

[45] Date of Patent: ** *Feb. 1, 2000

[54] **DECORATIVE DARTBOARD BACKING DEVICE**

[76] Inventor: **Charles O. Shaw**, 365 Melvin Avenue, #315, Hamilton, Ontario, Canada, L8H 2K6

[*] Notice: This patent is subject to a terminal disclaimer.

[**] Term: **14 Years**

[21] Appl. No.: **29/059,014**

[22] Filed: **Aug. 30, 1996**

[51] **LOC (7) Cl.** **21-01**

[52] **U.S. Cl.** **D21/6**

[58] **Field of Search** D21/5, 6, 14-36; 273/236-285, 348, 408

[56] **References Cited**

U.S. PATENT DOCUMENTS

145,757 12/1873 Sawkins 273/282.1

D. 186,234	9/1959	Parnell, Jr.	D21/15
1,319,399	10/1919	Lanpher	273/258
4,948,148	8/1990	Danelson	273/408
5,160,133	11/1992	Bloom	273/408
5,269,524	12/1993	Womack	273/285

Primary Examiner—Sandra L. Morris

[57] **CLAIM**

The ornamental design for a decorative dartboard backing device, as shown and described.

DESCRIPTION

FIG. 1 is a front elevational view of the decorative dartboard backing device showing my new design; FIG. 2 is a rear elevational view thereof; FIG. 3 is a right side elevational view thereof; FIG. 4 is a left side elevational view thereof; FIG. 5 is a top plan view thereof; FIG. 6 is a bottom plan view thereof; and, FIG. 7 is a perspective view thereof.

The broken line showing of the indicia is for illustrative purposes only, and forms no part of the claimed design.

1 Claim, 4 Drawing Sheets




FIG. 1

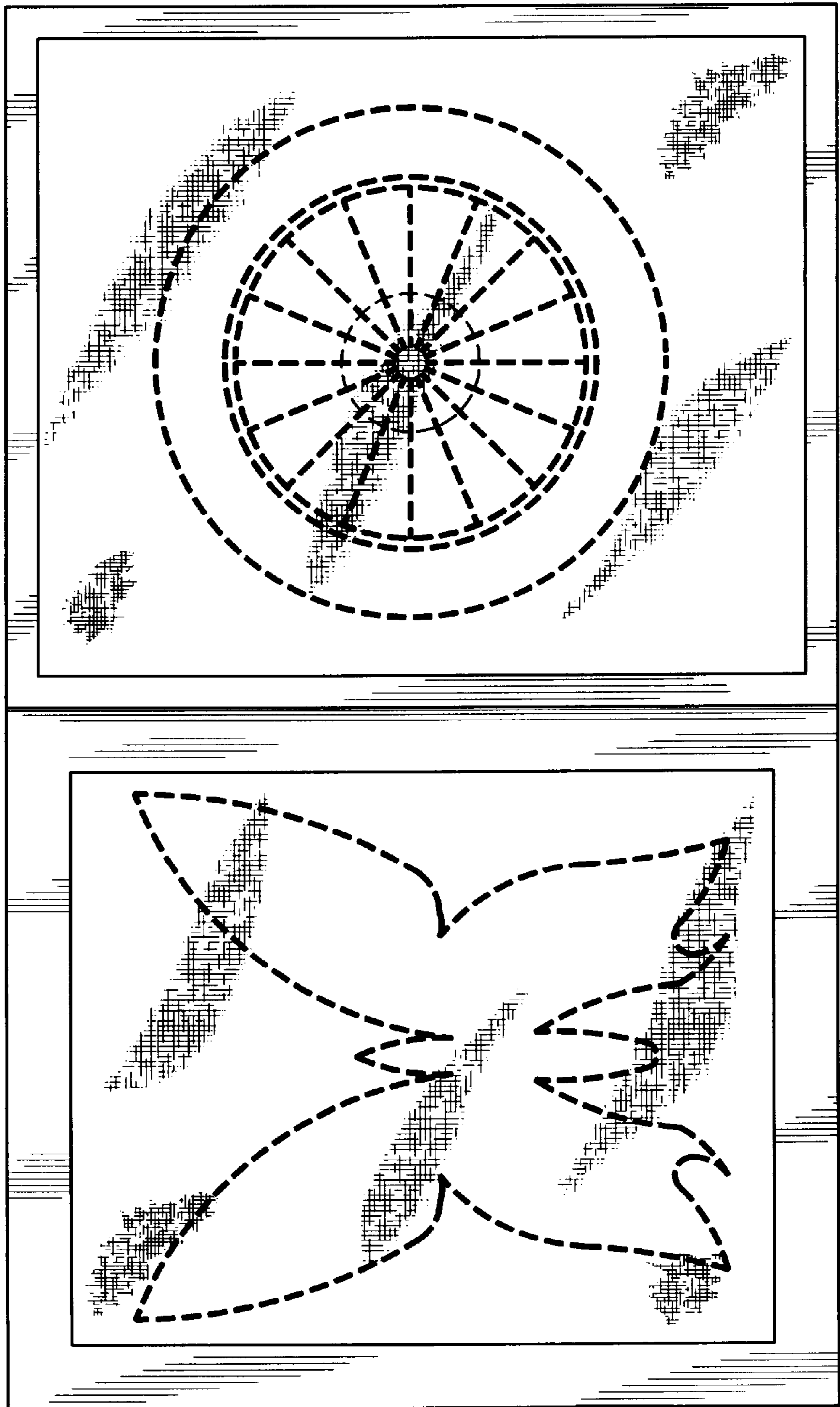


FIG. 2

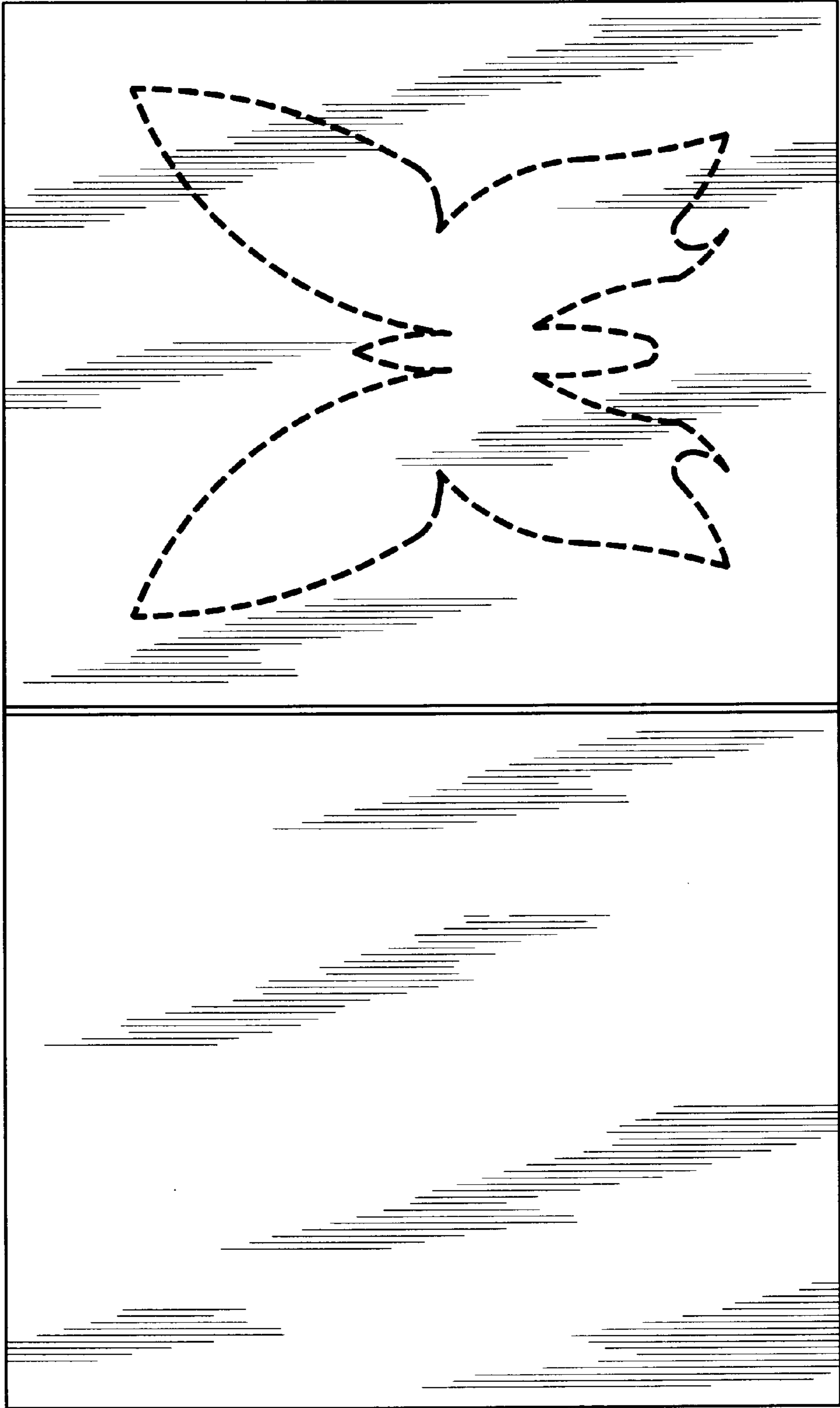


FIG. 3

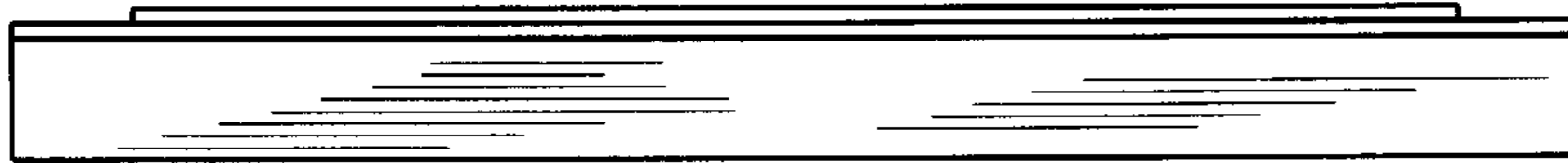


FIG. 4



FIG. 5

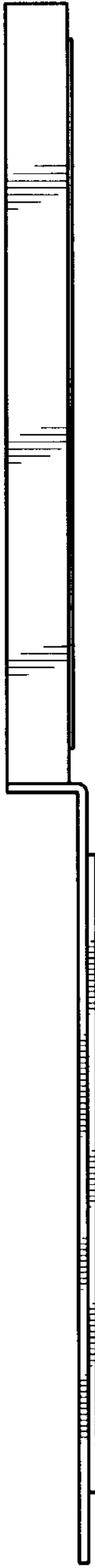


FIG. 6



FIG. 7

