



US00D420047S

# United States Patent [19] Ku

[11] **Patent Number: Des. 420,047**

[45] **Date of Patent: \*\* Feb. 1, 2000**

[54] **CONTAINER FOR AN APPLICATOR**

3,680,968 8/1972 Schwartzman et al. .... 401/260

[76] Inventor: **Tro-Kung Ku**, 4th Fl., No. 36, Lane 333, Chien Kan Rd., Sec. 1, Tainan City, Taiwan

*Primary Examiner*—Martie K. Holtje  
*Attorney, Agent, or Firm*—Bucknam and Archer

[\*\*] Term: **14 Years**

[57] **CLAIM**

The ornamental design for a container for an applicator, as shown and described.

[21] Appl. No.: **29/099,676**

[22] Filed: **Jan. 26, 1999**

**DESCRIPTION**

[51] **LOC (7) Cl.** ..... **19-06**

[52] **U.S. Cl.** ..... **D19/53; D19/51; D19/66**

[58] **Field of Search** ..... D9/338; D19/35, D19/36, 41-51, 53-58, 66, 71, 81-85; 401/196, 198, 202, 260, 262, 243-247, 183, 267

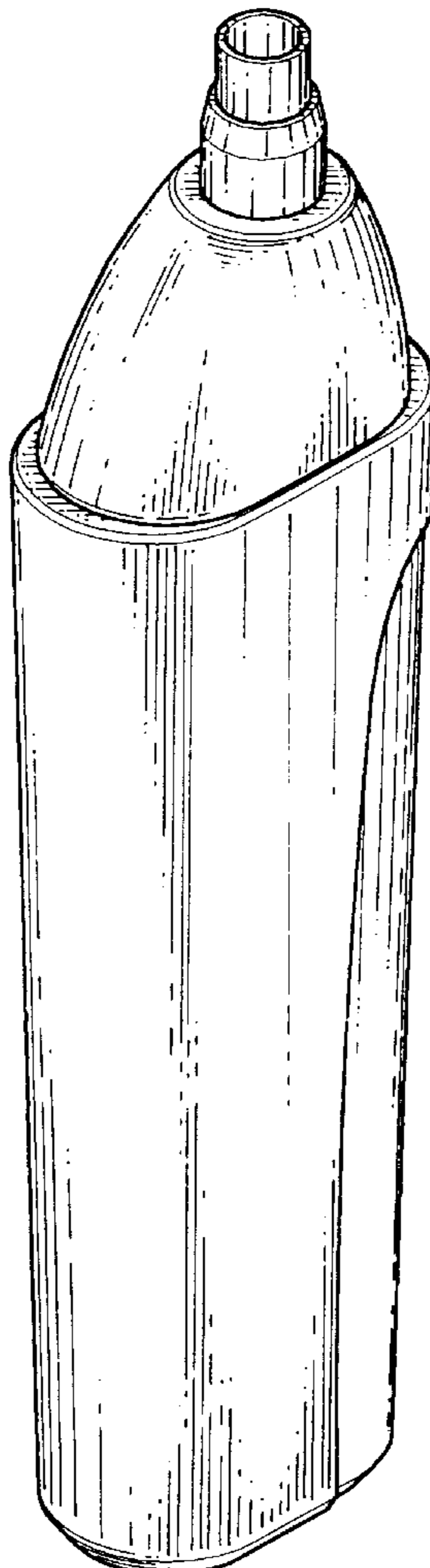
FIG. 1 is a perspective view of a container for an applicator of the present invention;  
FIG. 2 is a top view;  
FIG. 3 is a front view;  
FIG. 4 is a bottom view;  
FIG. 5 is a rear view;  
FIG. 6 is a left side view;  
FIG. 7 is a right side view;  
FIG. 8 is a front view thereof, the applicator head depicted by means of broken lines being shown for illustrative purposes only and forming no part of the claimed design; and,  
FIG. 9 is a perspective view of FIG. 8.

[56] **References Cited**

**U.S. PATENT DOCUMENTS**

D. 279,224	6/1985	Wolbrom	.....	D19/43 X
D. 324,699	3/1992	Ohashi	.....	D19/53
D. 369,184	4/1996	Collins	.....	D19/51
D. 372,671	8/1996	Bossert et al.	.....	D19/65 X
D. 389,515	1/1998	Van Swieten	.....	D19/36

**1 Claim, 5 Drawing Sheets**



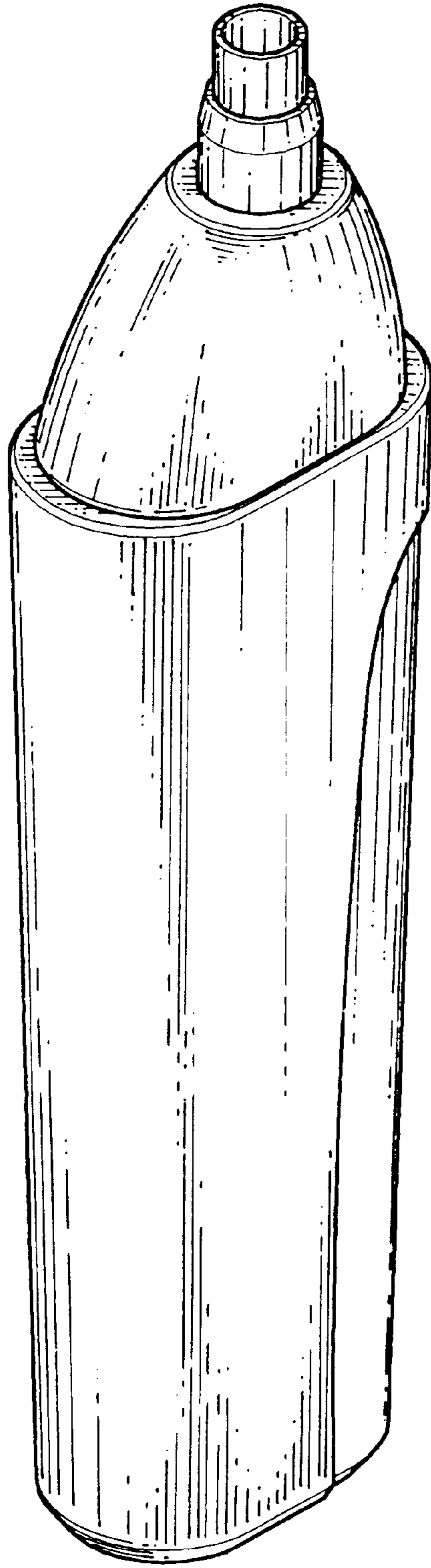


FIG. 1

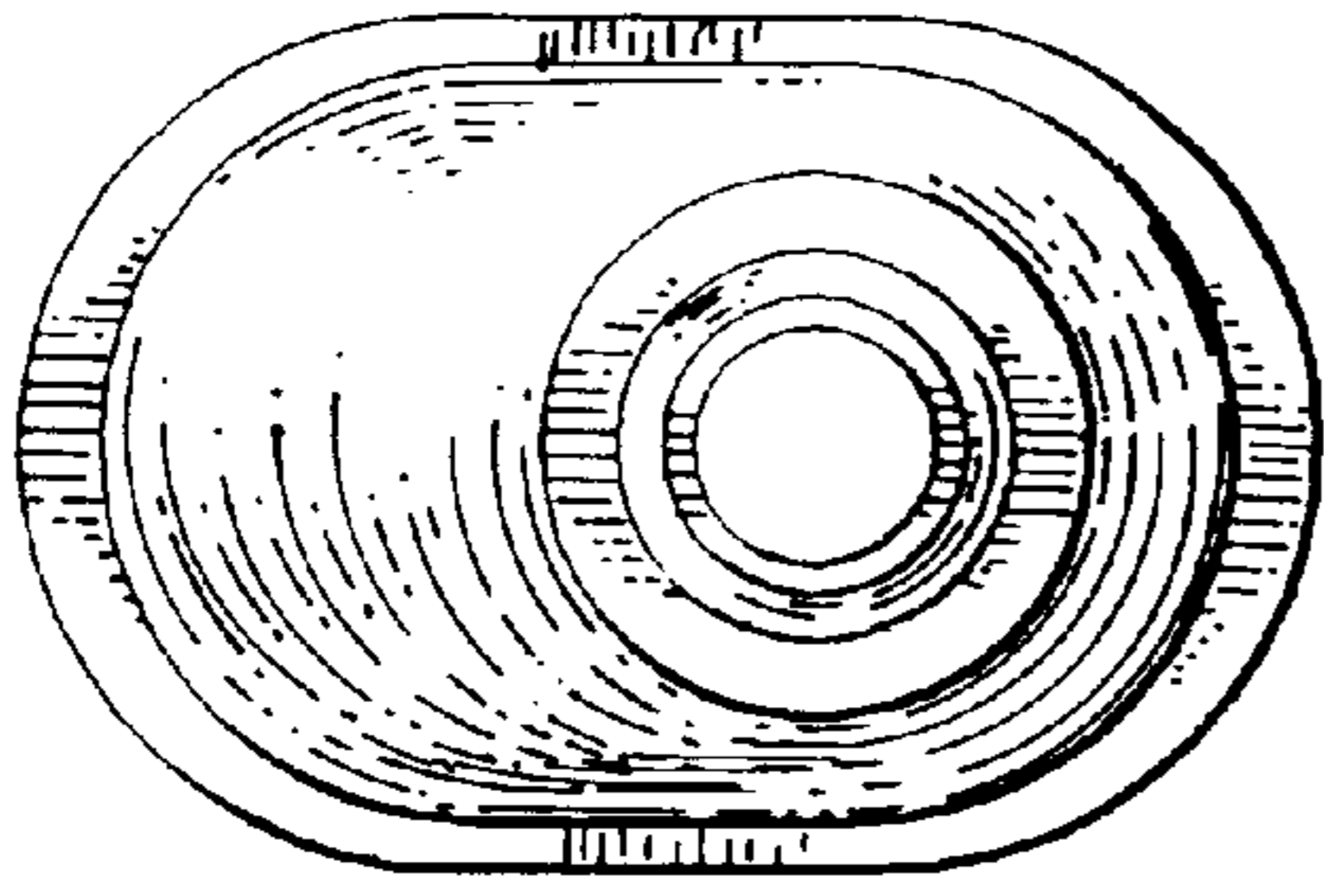


FIG. 2




FIG. 3

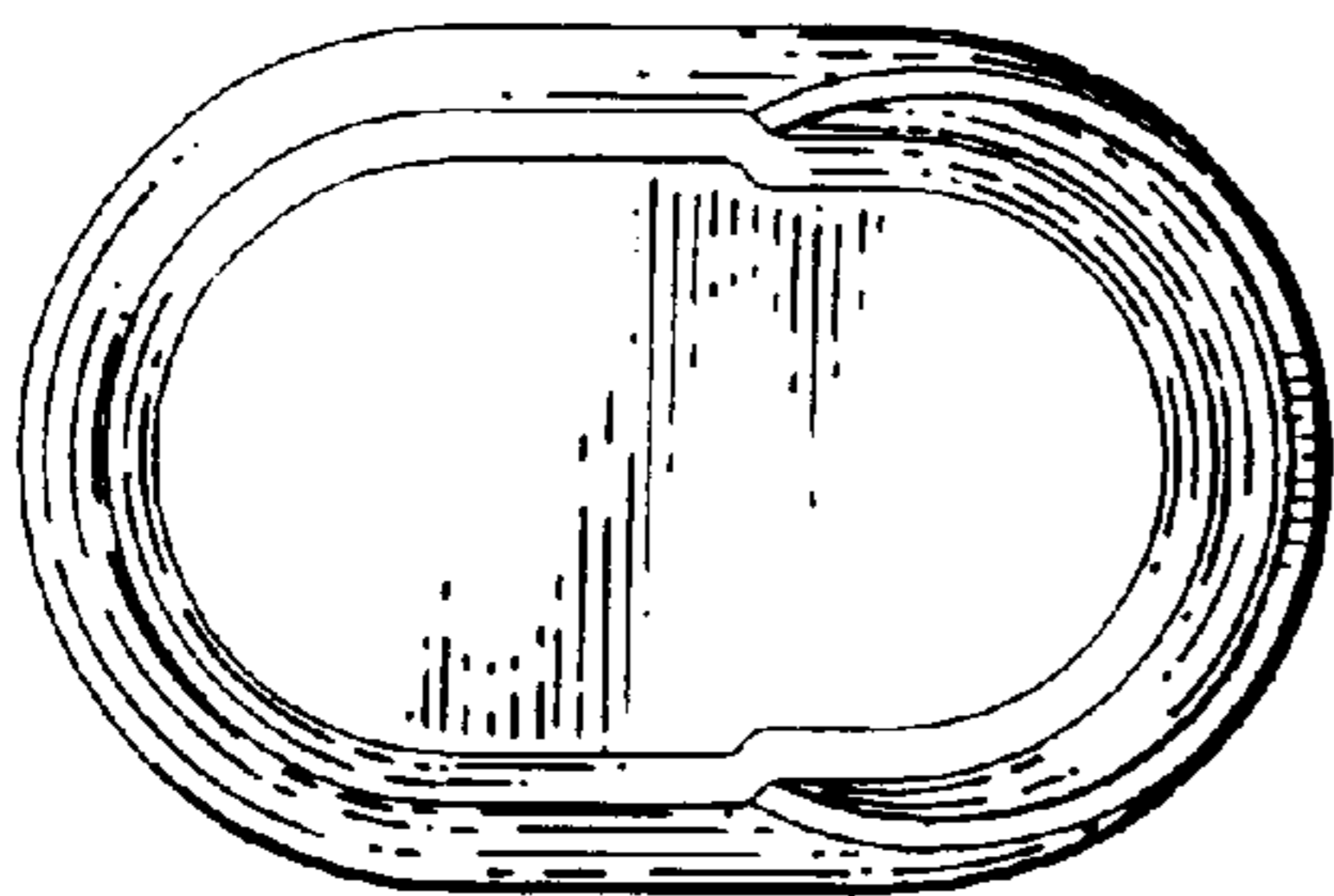


FIG. 4




FIG. 5




FIG. 6




FIG. 7




FIG. 8




FIG. 9