



US00D420046S

United States Patent [19]

Meyer et al.

[11] **Patent Number: Des. 420,046**

[45] **Date of Patent: ** Feb. 1, 2000**

[54] **PEN**

[75] Inventors: **Herwig Meyer; Mark Meyer**, both of Hamburg, Germany

[73] Assignee: **Hermey GmbH & Co.**, Hamburg, Germany

[**] Term: **14 Years**

D. 256,136 7/1980 Müller D19/51
 D. 270,547 9/1983 Bajusz D19/51
 D. 294,281 2/1988 Song D19/47
 D. 324,238 2/1992 Nitta D19/49
 D. 339,606 9/1993 Podobrin D19/43
 D. 400,580 11/1998 Schmidt et al. D19/48
 D. 410,952 6/1999 Hadtke et al. D19/47

[21] Appl. No.: **29/101,815**

[22] Filed: **Mar. 11, 1999**

Primary Examiner—Martie K. Holtje
Attorney, Agent, or Firm—Smith Patent Office

[30] Foreign Application Priority Data

Sep. 11, 1998 [DE] Germany 4 98 09 177

[57] CLAIM

We claim the ornamental design for the pen, as shown and described.

[51] **LOC (7) Cl.** **19-06**

DESCRIPTION

[52] **U.S. Cl.** **D19/47; D19/51; D19/48; D19/57**

FIG. 1 is a front view of the pen showing our new design; FIG. 2 is a rear view of the pen shown in FIG. 1; FIG. 3 is a left side view of the pen shown in FIG. 1 and the right side view is a mirror image of FIG. 3; FIG. 4 is a top plan view of the pen shown in FIG. 1; and, FIG. 5 is a bottom plan view of the pen shown in FIG. 1.

[58] **Field of Search** D19/35, 36, 41-51, D19/53-58, 81-85; 401/99, 221, 196, 202, 261, 262, 6, 7, 88, 243-247

[56] References Cited

U.S. PATENT DOCUMENTS

D. 141,631 6/1945 Chapman D19/49

1 Claim, 1 Drawing Sheet





FIG. 1



FIG. 2




FIG. 3

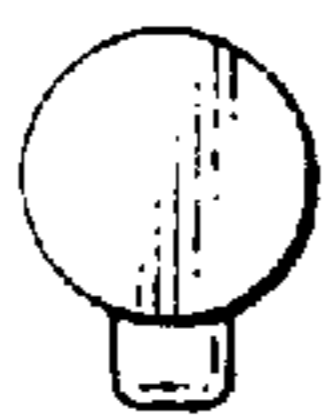


FIG. 4

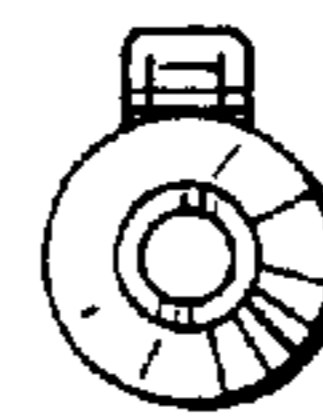


FIG. 5