



US00D420027S

United States Patent [19]
Hall et al.

[11] **Patent Number: Des. 420,027**
[45] **Date of Patent: ** Feb. 1, 2000**

[54] **EYEWEAR LENS**

[75] Inventors: **James Hall**, Lincoln, R.I.; **Raoul Desy**,
Sturbridge; **John Salce**, Auburn, both of
Mass.

[73] Assignee: **Cabot Safety Intermediate
Corporation**, Newark, N.J.

[**] Term: **14 Years**

[21] Appl. No.: **29/101,350**

[22] Filed: **Mar. 2, 1999**

Related U.S. Application Data

[60] Division of application No. 29/075,626, Sep. 3, 1997, which
is a continuation-in-part of application No. 29/054,492, May
2, 1996, Pat. No. Des. 397,126.

[51] **LOC (7) Cl.** **16-06**

[52] **U.S. Cl.** **D16/101**

[58] **Field of Search** D16/101, 300-330,
D16/900; D29/109, 110; 351/41, 44, 51,
52, 57, 58, 59, 158, 159; 2/247, 248

[56] **References Cited**

U.S. PATENT DOCUMENTS

- D. 135,237 3/1943 Bausch .
- D. 140,506 3/1945 Joyce .
- D. 141,029 4/1945 Splaine .
- D. 141,193 5/1945 Baratelli .
- D. 144,560 4/1946 Hansen .
- D. 163,869 7/1951 Hinman .
- D. 176,316 12/1955 Fleming .
- D. 178,178 7/1956 Fleming .
- D. 178,179 7/1956 Fleming .
- D. 198,052 4/1964 Petitto .
- D. 198,996 8/1964 Lissac .
- D. 199,150 9/1964 Carmichael .
- D. 199,932 12/1964 Shindler .
- D. 199,933 12/1964 Shindler .
- D. 201,393 6/1965 Thomas .
- D. 202,129 8/1965 Marchi .

- D. 203,136 12/1965 Shindler .
- D. 204,957 5/1966 Dym .
- D. 209,780 1/1968 Shindler .

(List continued on next page.)

FOREIGN PATENT DOCUMENTS

- 485155 11/1952 Canada .
- 1115467 4/1956 France .
- 1185637 8/1959 France .
- 1247974 2/1961 France .
- 2 117 919 10/1983 United Kingdom .

Primary Examiner—Raphael Barkai
Attorney, Agent, or Firm—Cantor Colburn LLP

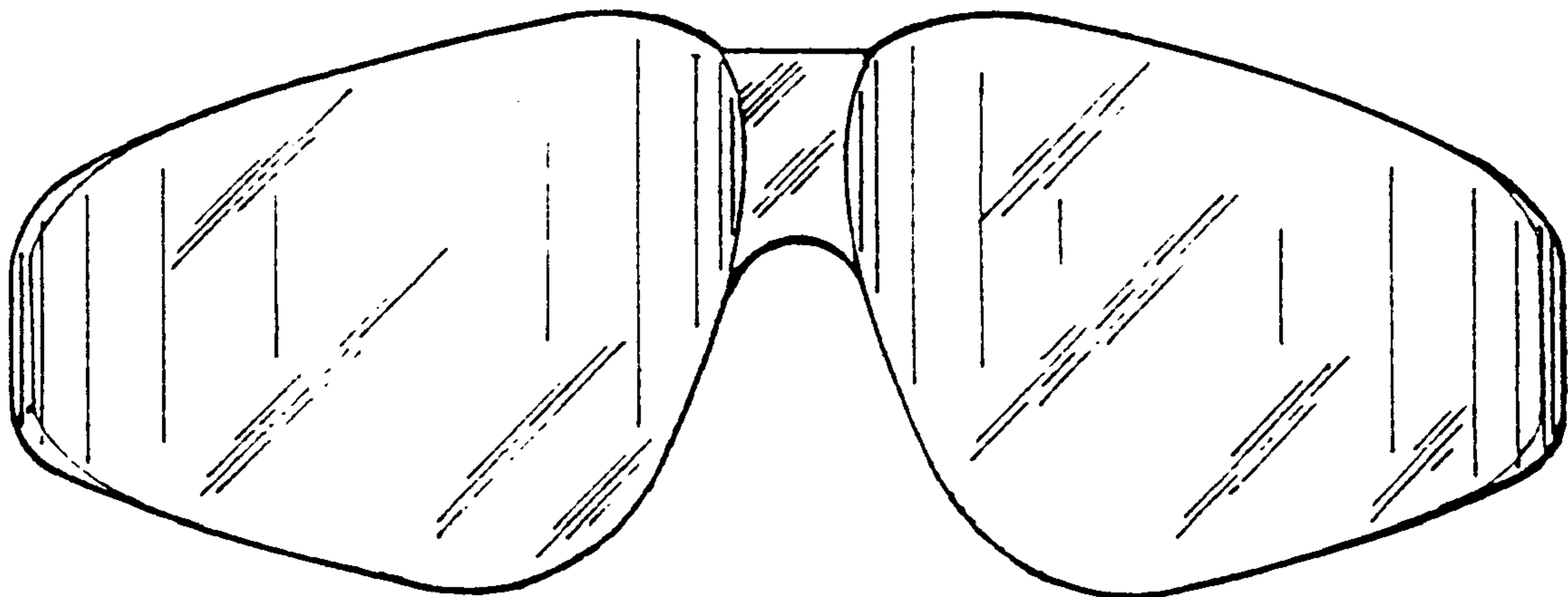
[57] **CLAIM**

The ornamental design for an eyewear lens, as shown and
described.

DESCRIPTION

FIG. 1 is a top plan view of an eyewear lens showing a first
embodiment of our new design;
FIG. 2 is a front elevation view thereof;
FIG. 3 is a right side elevation view thereof, the left side
having a mirror image;
FIG. 4 is a bottom plan view thereof;
FIG. 5 is a rear elevation view thereof;
FIG. 6 is a top plan view of an eyewear lens showing a
second embodiment of our new design;
FIG. 7 is a front elevation view thereof;
FIG. 8 is a right side elevation view thereof; the left side
having a mirror image;
FIG. 9 is a bottom plan view thereof;
FIG. 10 is a rear elevation view thereof;
FIG. 11 is a top plan view of an eyewear lens showing a third
embodiment of our new design;
FIG. 12 is a front elevation view thereof;
FIG. 13 is a right side elevation view thereof; the left side
having a mirror image;
FIG. 14 is a bottom plan view thereof; and,
FIG. 15 is a rear elevation view thereof.

1 Claim, 3 Drawing Sheets



U.S. PATENT DOCUMENTS					
			4,240,718	12/1980	Wichers .
			4,561,734	12/1985	Ayache .
D. 228,028	7/1973	Leblanc et al. .	4,670,915	6/1987	Evans .
D. 228,583	10/1973	Leblanc .	4,674,851	6/1987	Jannard .
D. 231,260	4/1974	Jelinek .	4,741,611	5/1988	Burns .
D. 270,165	8/1983	Burns D16/315	4,810,080	3/1989	Grendol et al. .
D. 323,333	1/1992	Jannard et al. .	4,824,233	4/1989	Jannard .
D. 325,040	3/1992	Jannard D16/314	4,843,655	7/1989	Hegendörfer .
D. 334,389	3/1993	Bolle D16/314	4,859,048	8/1989	Jannard .
D. 358,828	5/1995	Jannard et al. .	4,867,550	9/1989	Jannard .
D. 385,897	11/1997	Lin D16/314	5,032,017	7/1991	Bollé et al. .
D. 397,126	8/1998	Hall et al. D16/101	5,208,614	5/1993	Jannard .
2,537,047	1/1951	Gatten .	5,357,292	10/1994	Wiedner .
3,155,982	11/1964	Baratelli .	5,379,463	1/1995	Schleger et al. .
3,233,249	2/1966	Baratelli et al. .	5,381,192	1/1995	Canavan et al. .
3,233,250	2/1966	Jonassen .	5,387,949	2/1995	Tackles .
3,394,980	7/1968	Dym .	5,426,473	6/1995	Riehm .
3,526,449	9/1970	Bollé et al. .	5,457,505	10/1995	Canavan et al. .
3,605,116	9/1971	Simpson et al. .	5,604,547	2/1997	Davis et al. .
4,102,566	7/1978	Shelton .			

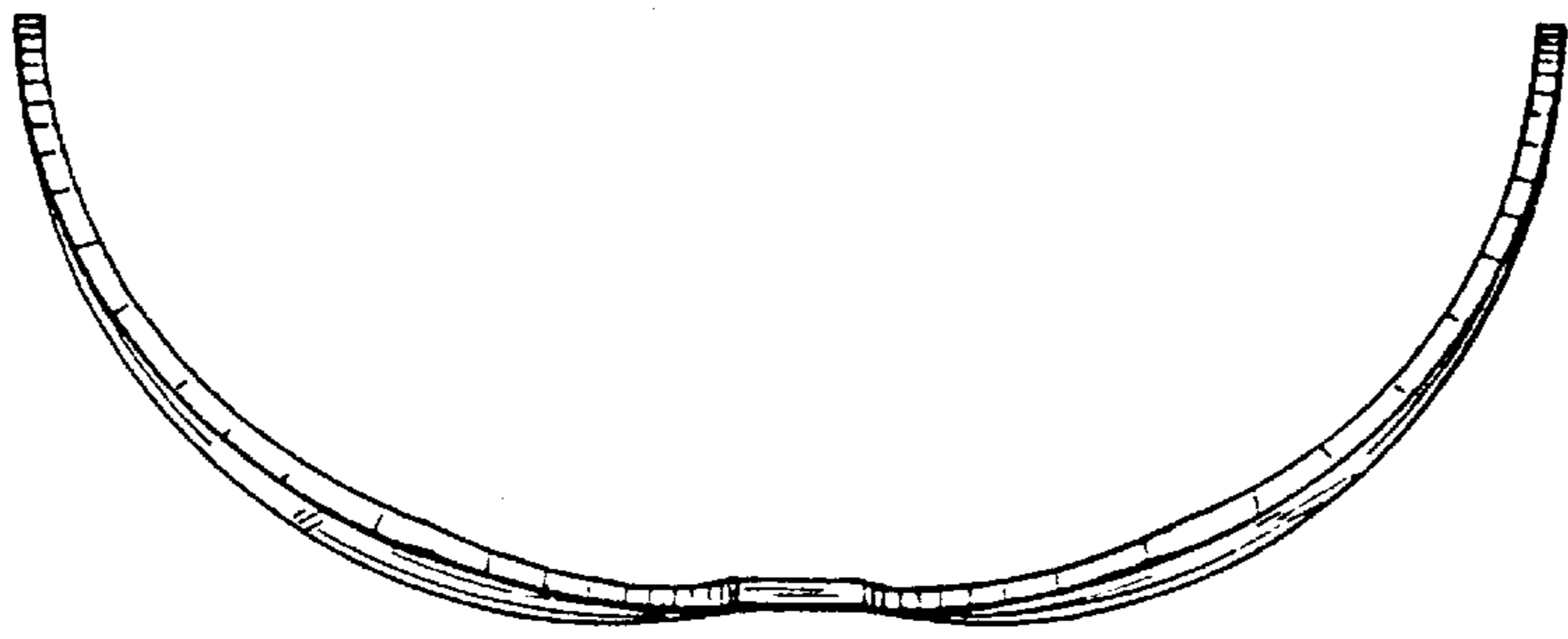


FIG. 1

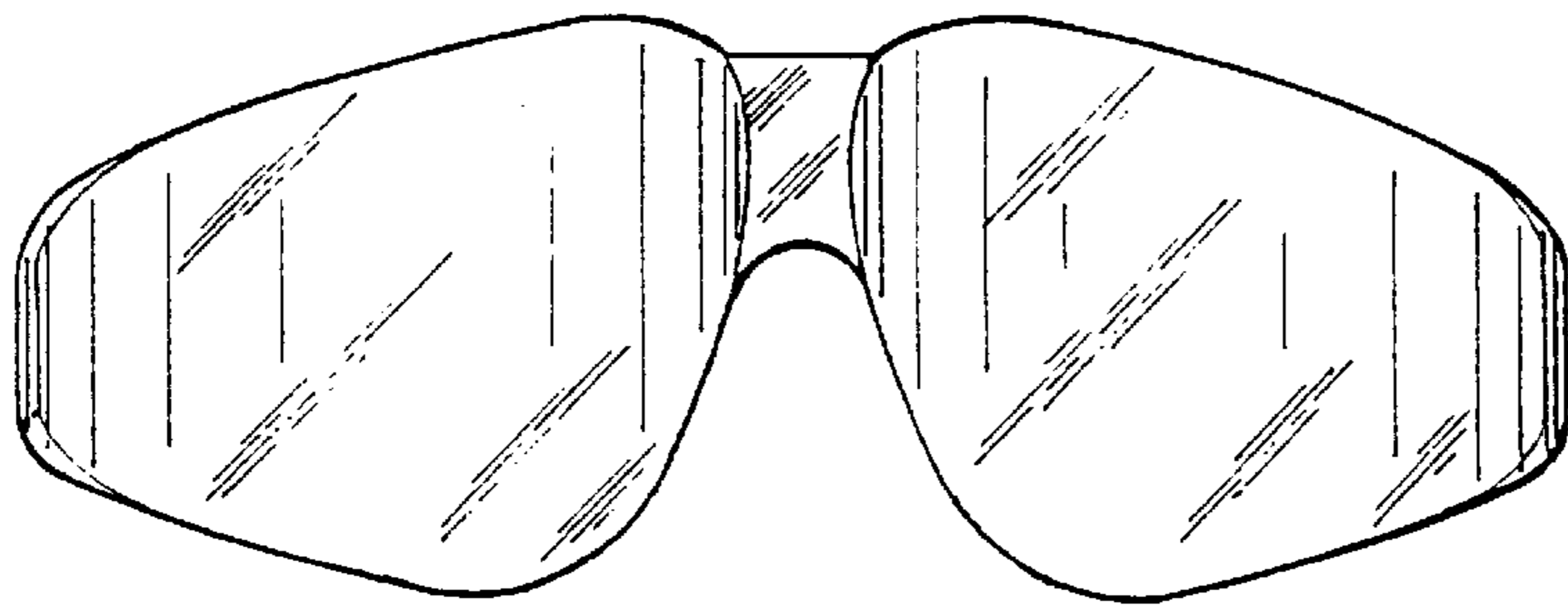


FIG. 2

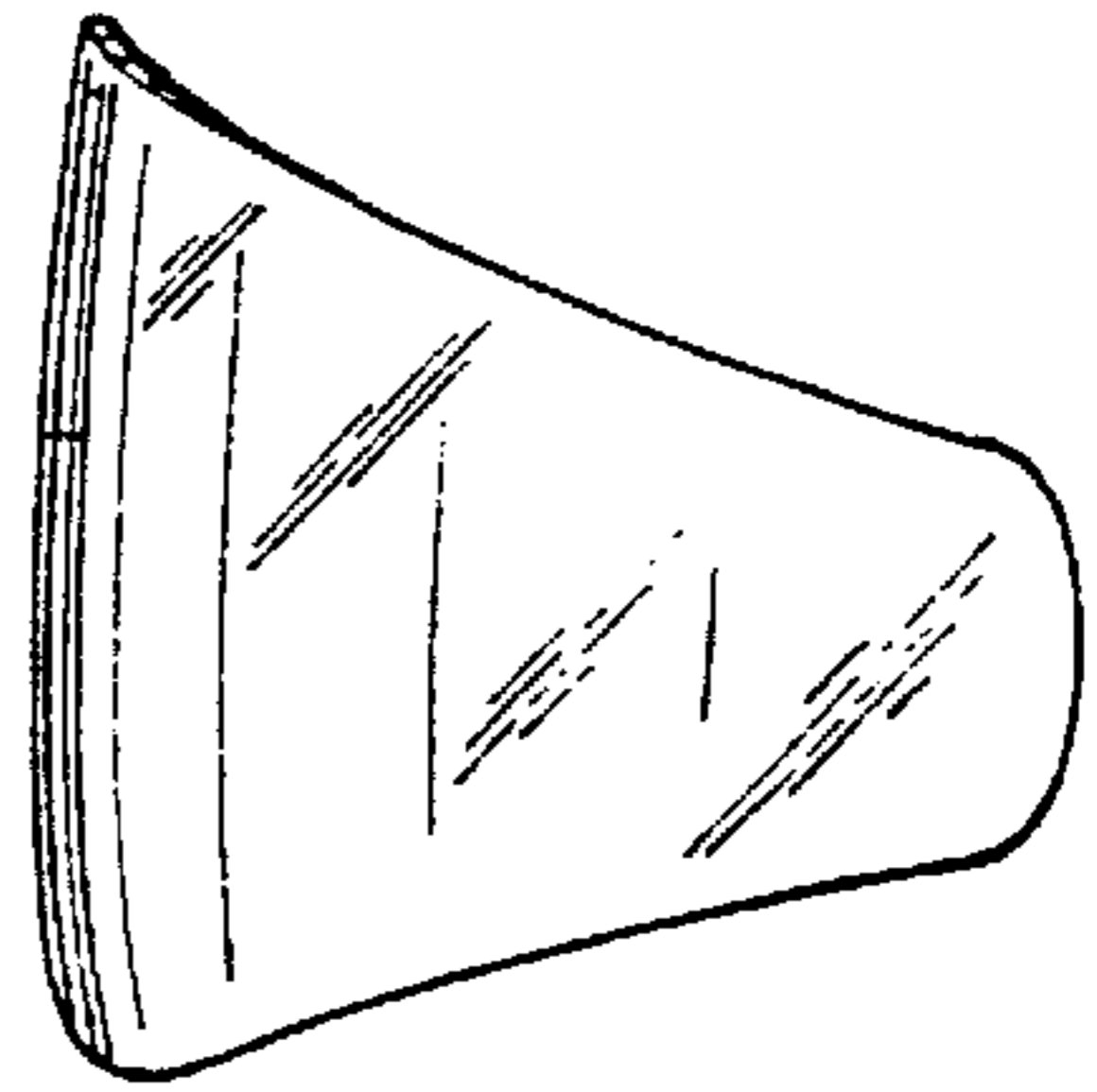


FIG. 3



FIG. 4

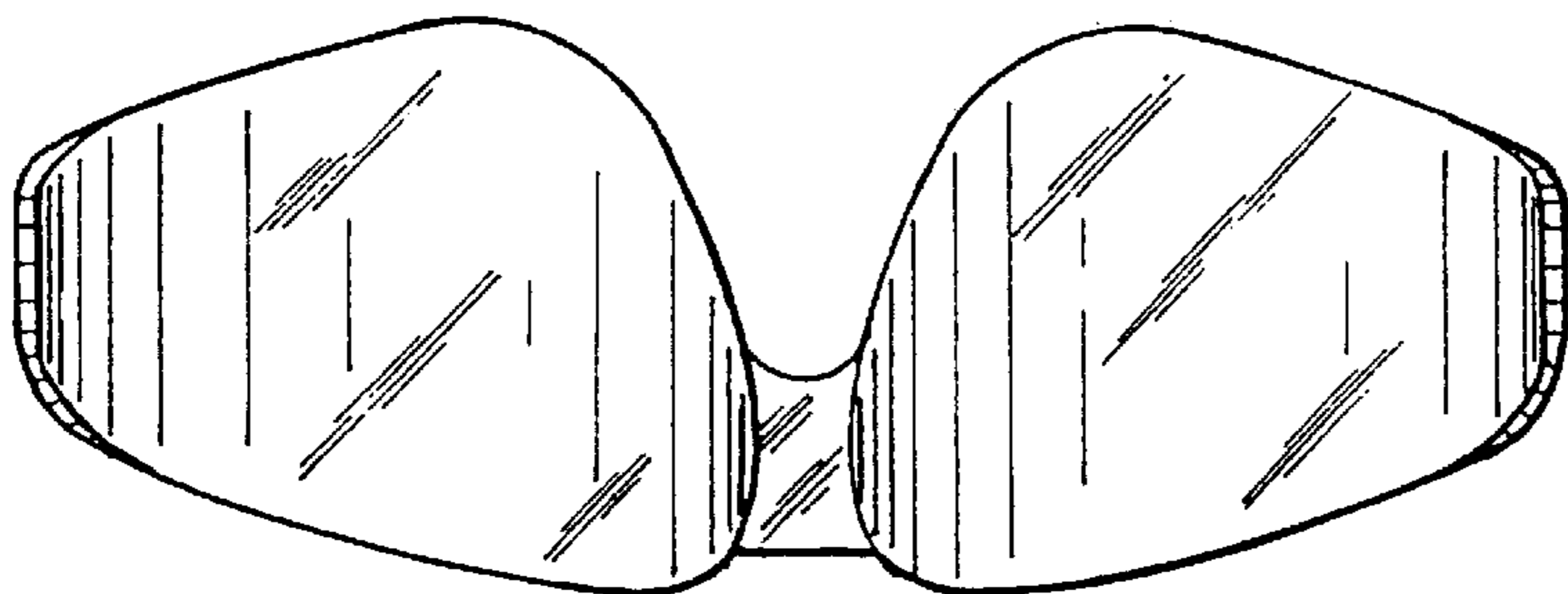


FIG. 5




FIG. 6

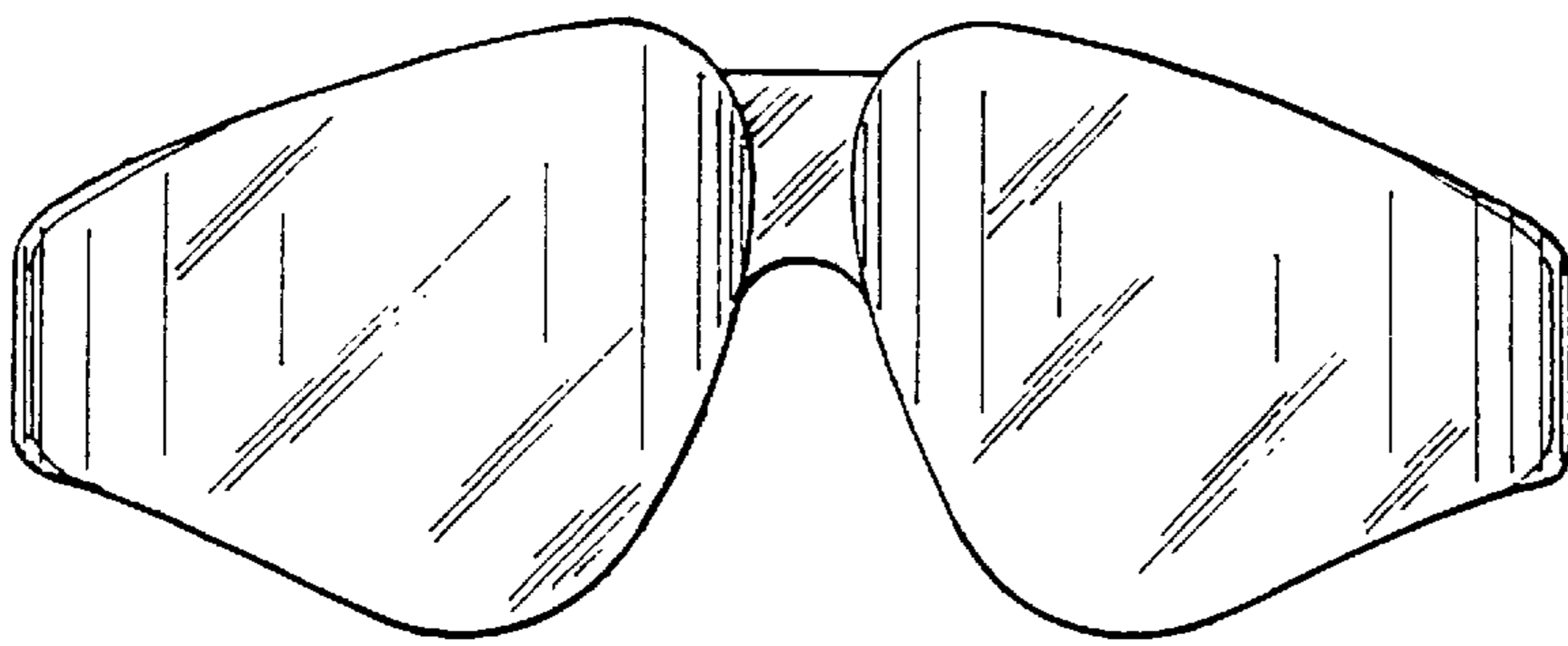


FIG. 7

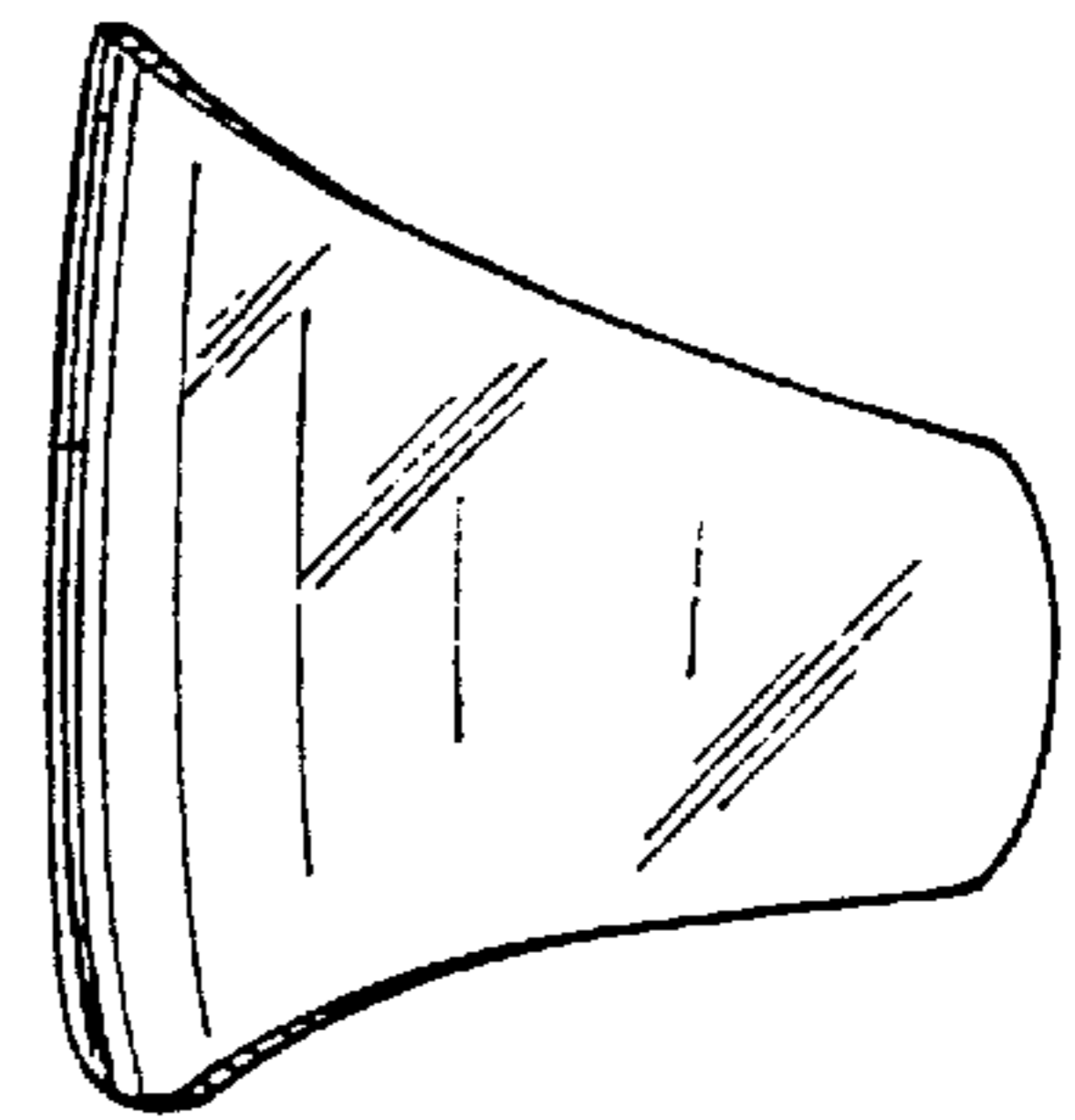


FIG. 8



FIG. 9

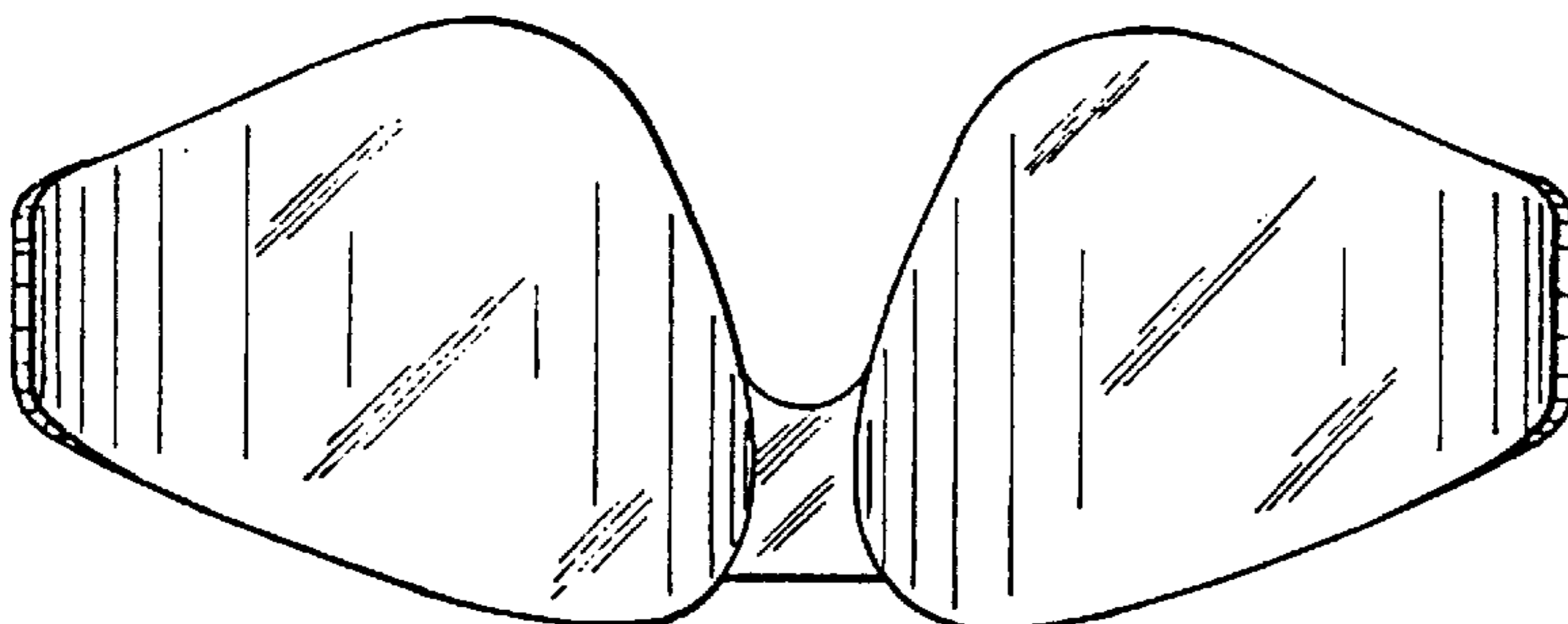


FIG. 10

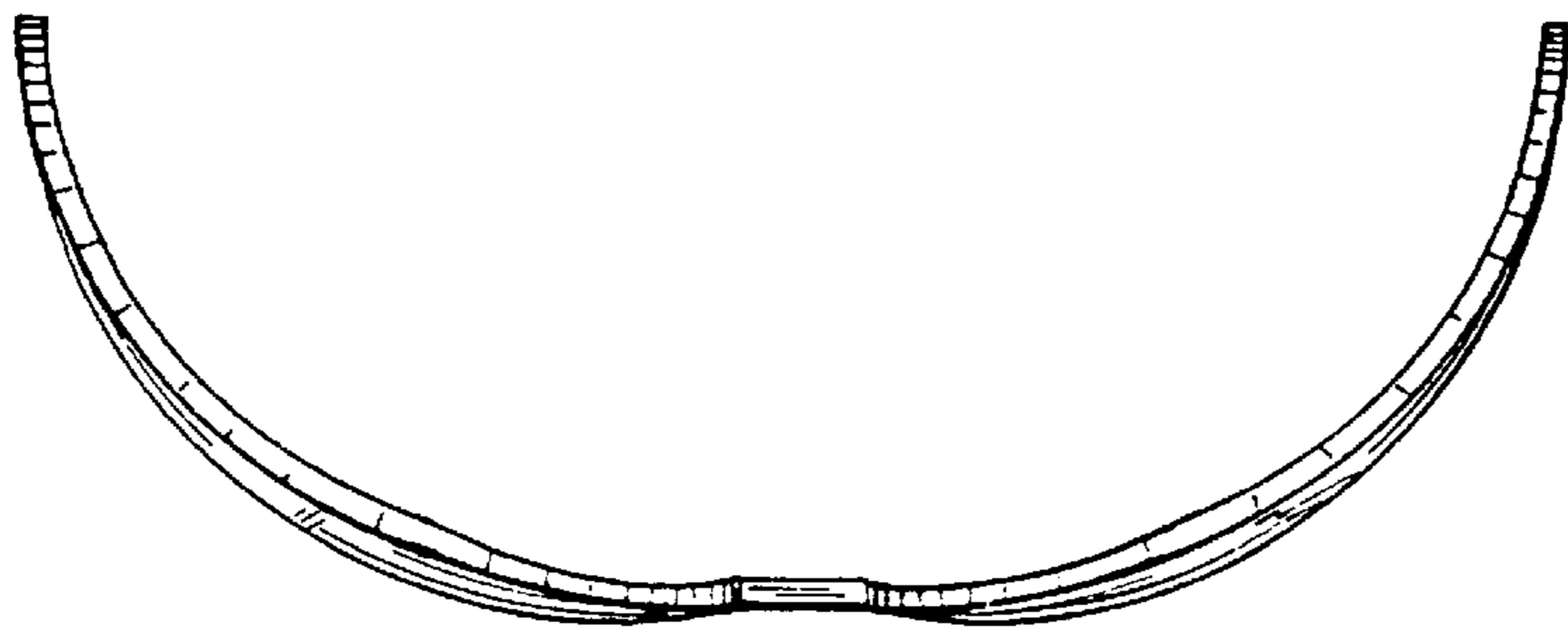


FIG. 11

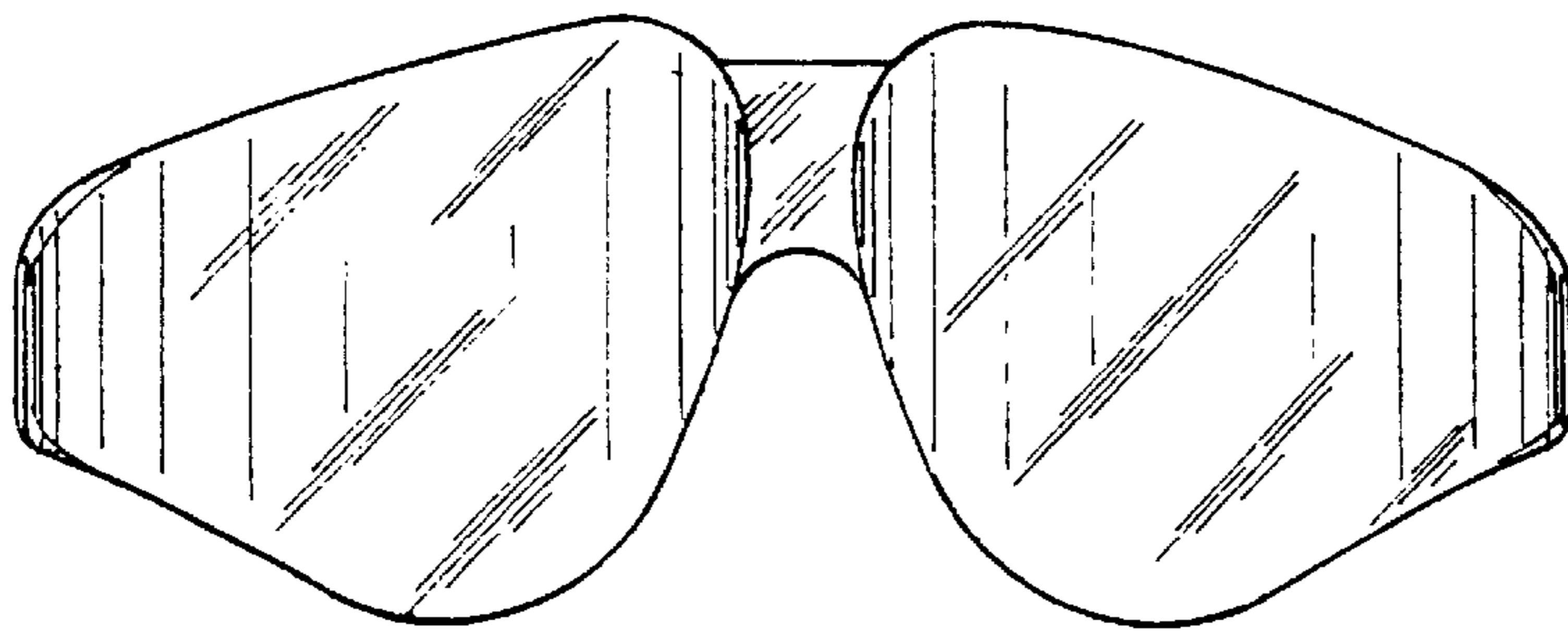


FIG. 12

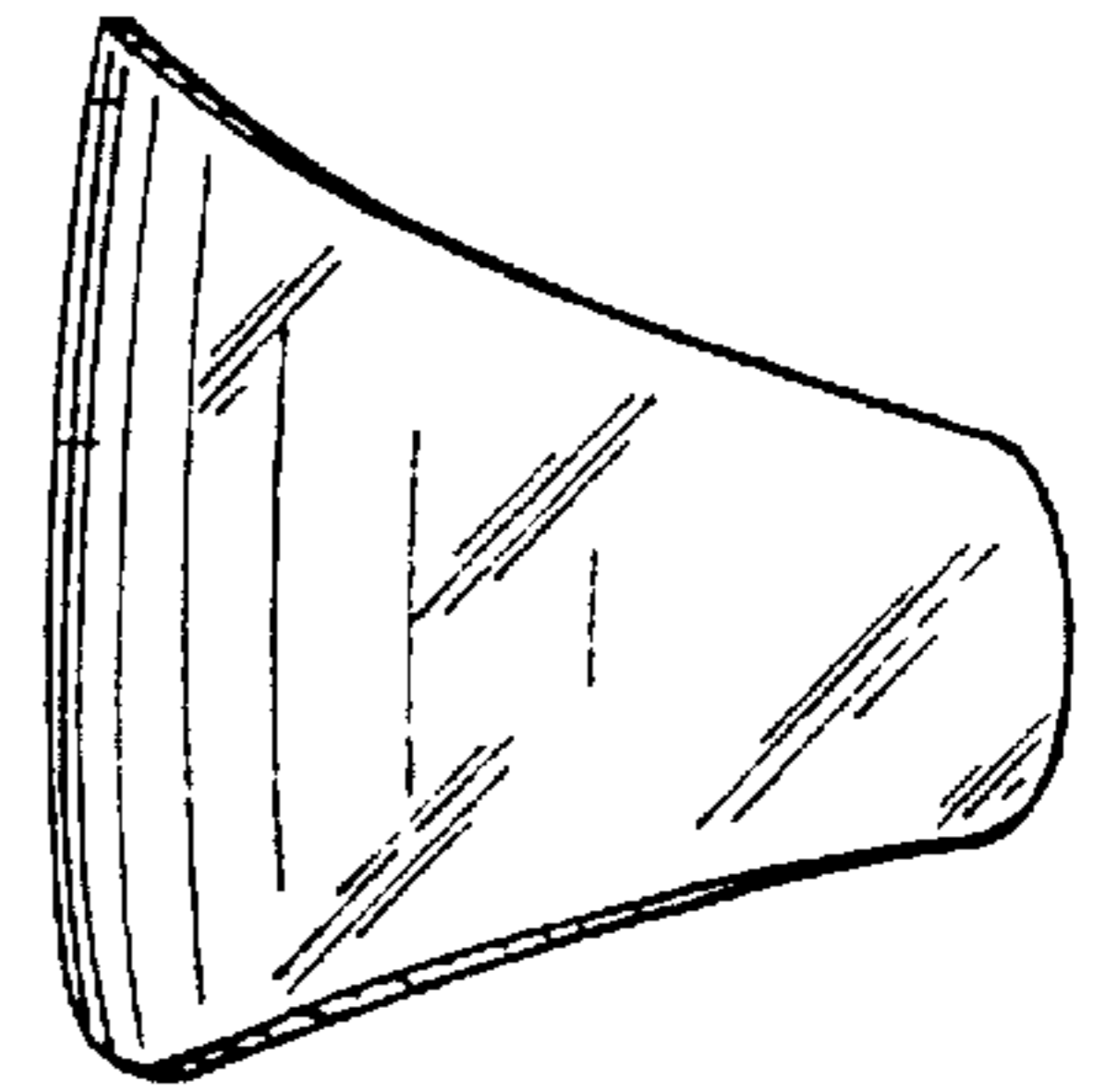


FIG. 13



FIG. 14

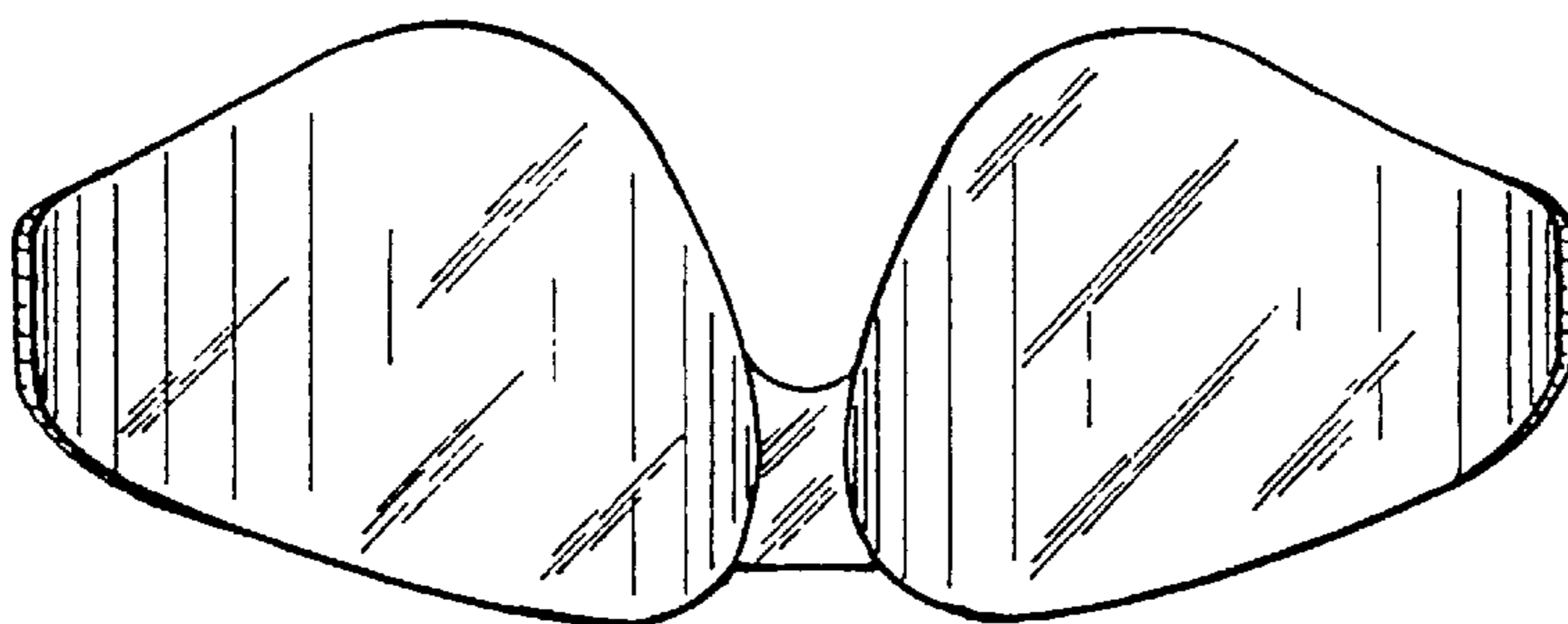


FIG. 15