



US00D41999S

United States Patent [19]

Delhaes

[11] **Patent Number: Des. 419,999**

[45] **Date of Patent: ** Feb. 1, 2000**

[54] **MULTI-FUNCTION TELEPHONE BASE FOR TELEPHONE HANDSET WITH SUPPLEMENTARY BOX FOR TELEPHONE**

[75] Inventor: **Jose Delhaes**, Mulheim am Main, Germany

[73] Assignee: **Alcatel Business Systems**, Paris, France

[**] Term: **14 Years**

[21] Appl. No.: **29/078,111**

[22] Filed: **Oct. 17, 1997**

[30] **Foreign Application Priority Data**

Apr. 23, 1997 [XH] Hague Agreement DM/039 952

[51] **LOC (7) Cl.** **14-03**

[52] **U.S. Cl.** **D14/151**

[58] **Field of Search** D14/137, 138, D14/148, 147, 149-151, 140-142, 240, 241; 379/433-436, 419, 420, 428, 440; 455/90

[56] **References Cited**

U.S. PATENT DOCUMENTS

- D. 257,772 1/1981 Fukutami D14/151
- D. 304,727 11/1989 Baker et al. D14/241
- D. 311,191 10/1990 Ando D14/241
- D. 345,558 3/1994 Hillenmayer et al. D14/151
- D. 346,384 4/1994 Ford et al. D14/151

- D. 354,956 1/1995 Toh D14/141
- D. 363,285 10/1995 Kessey et al. D14/151
- D. 364,622 11/1995 Hillenmayer D14/151
- D. 375,095 10/1996 Hillenmayer et al. D14/151
- D. 384,953 10/1997 Hino et al. D14/151 X
- D. 389,145 1/1998 Yoneyama D14/241 X
- 5,121,427 6/1992 Gumb et al. 379/435

Primary Examiner—Jeffrey Asch
Attorney, Agent, or Firm—Roland Plottel

[57] **CLAIM**

I claim an ornamental design for a multi-function telephone base for telephone handset with supplementary box for telephone, as shown and described.

DESCRIPTION

FIG. 1 is a top front, right side perspective view of a multi-function telephone base for telephone handset with supplementary box for telephone, showing my new design. FIG. 2 is a top plan view thereof with the handset omitted. FIG. 3 is a left side perspective view thereof with the handset omitted.

FIG. 4 is a rear elevational view thereof with the handset omitted; and,

FIG. 5 is a bottom plan view thereof with the handset omitted.

The handset has been omitted from FIGS. 2-5 for convenience of illustration. Any portion of the article not shown in the drawing views is not considered to be a part of the claimed design.

1 Claim, 5 Drawing Sheets





FIG. 1



FIG. 2




FIG.3




FIG. 4




FIG. 5