



US00D419941S

# United States Patent [19] Chung

[11] Patent Number: **Des. 419,941**

[45] Date of Patent: **\*\* Feb. 1, 2000**

[54] **AUTOMOTIVE WHEEL**

[75] Inventor: **Suny Chung**, Placentia, Calif.

[73] Assignee: **Synergies-Dooray Automotive Ltd**,  
Farmington Hills, Mich.

[\*\*] Term: **14 Years**

[21] Appl. No.: **29/098,038**

[22] Filed: **Dec. 21, 1998**

[51] **LOC (7) Cl.** ..... **12-16**

[52] **U.S. Cl.** ..... **D12/209**

[58] **Field of Search** ..... D12/204-213;  
301/64.1, 65, 37.1

D. 403,291	12/1998	Cullen	.....	D12/211
D. 403,648	1/1999	Feriero	.....	D12/209
D. 407,363	3/1999	Muzzarelli	.....	D12/209
D. 409,131	5/1999	Cullen	.....	D12/209
D. 409,967	5/1999	Chung	.....	D12/209
D. 411,501	6/1999	Cullen	.....	D12/209
D. 411,502	6/1999	Chung	.....	D12/211

*Primary Examiner*—Doris V. Coles  
*Assistant Examiner*—Stacia Sinuik  
*Attorney, Agent, or Firm*—G. Donald Weber, Jr.

### [57] CLAIM

The ornamental design for an automotive wheel, as shown and described.

### DESCRIPTION

FIG. 1 is an elevation view of the automotive wheel of the instant invention; and, FIG. 2 is an oblique view of the automotive wheel of the instant invention.

The broken line showing of environemnt is for illustrative purposes only and forms no part of the claimed design.

**1 Claim, 1 Drawing Sheet**

### [56] References Cited

#### U.S. PATENT DOCUMENTS

D. 375,286	11/1996	Abbott	.....	D12/209
D. 378,670	4/1997	Echazabal et al.	.....	D12/209
D. 384,026	9/1997	Chrysanto	.....	D12/209
D. 384,027	9/1997	Roesianto	.....	D12/209
D. 403,288	12/1998	Cullen	.....	D12/209

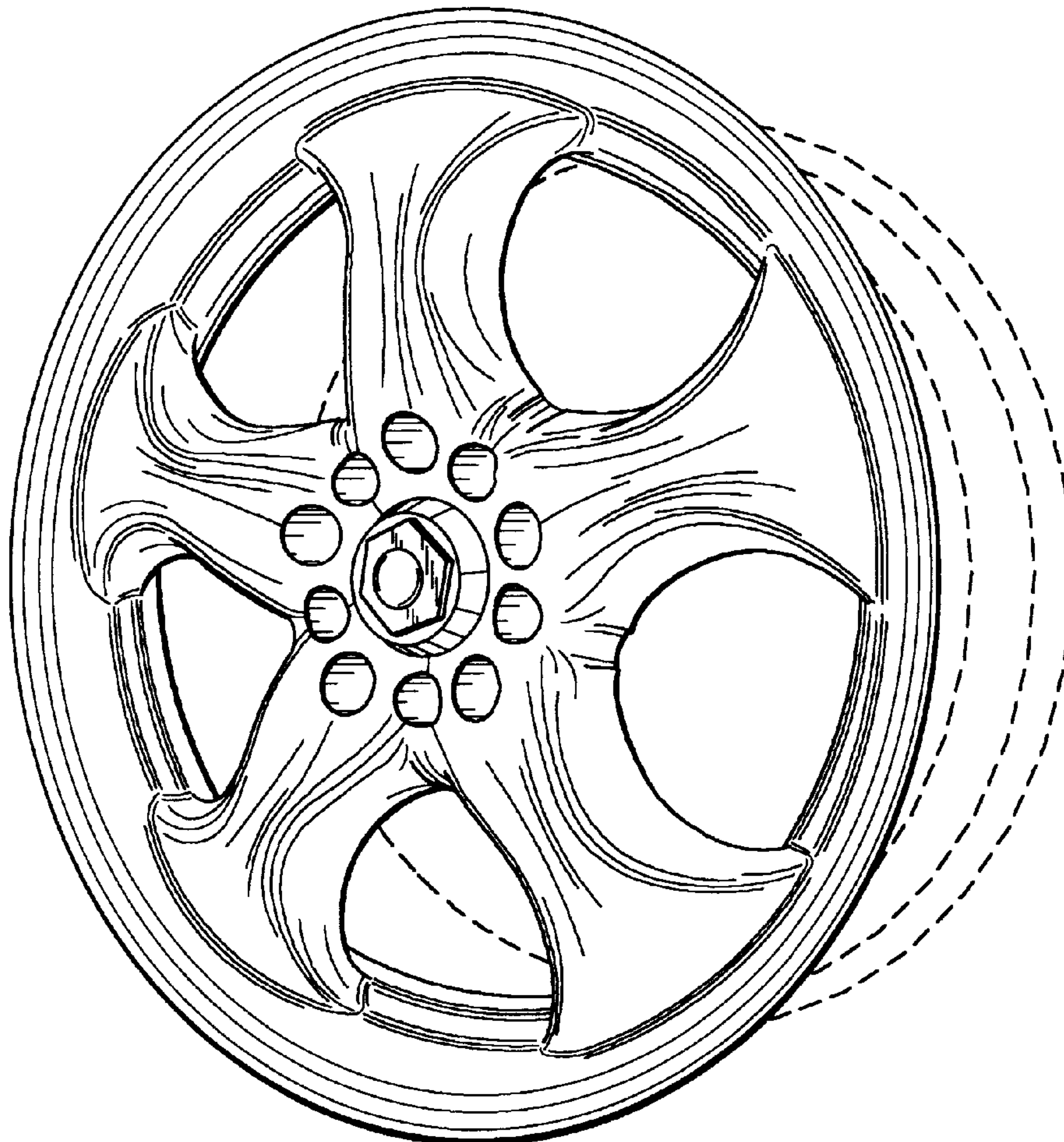


FIG. 1


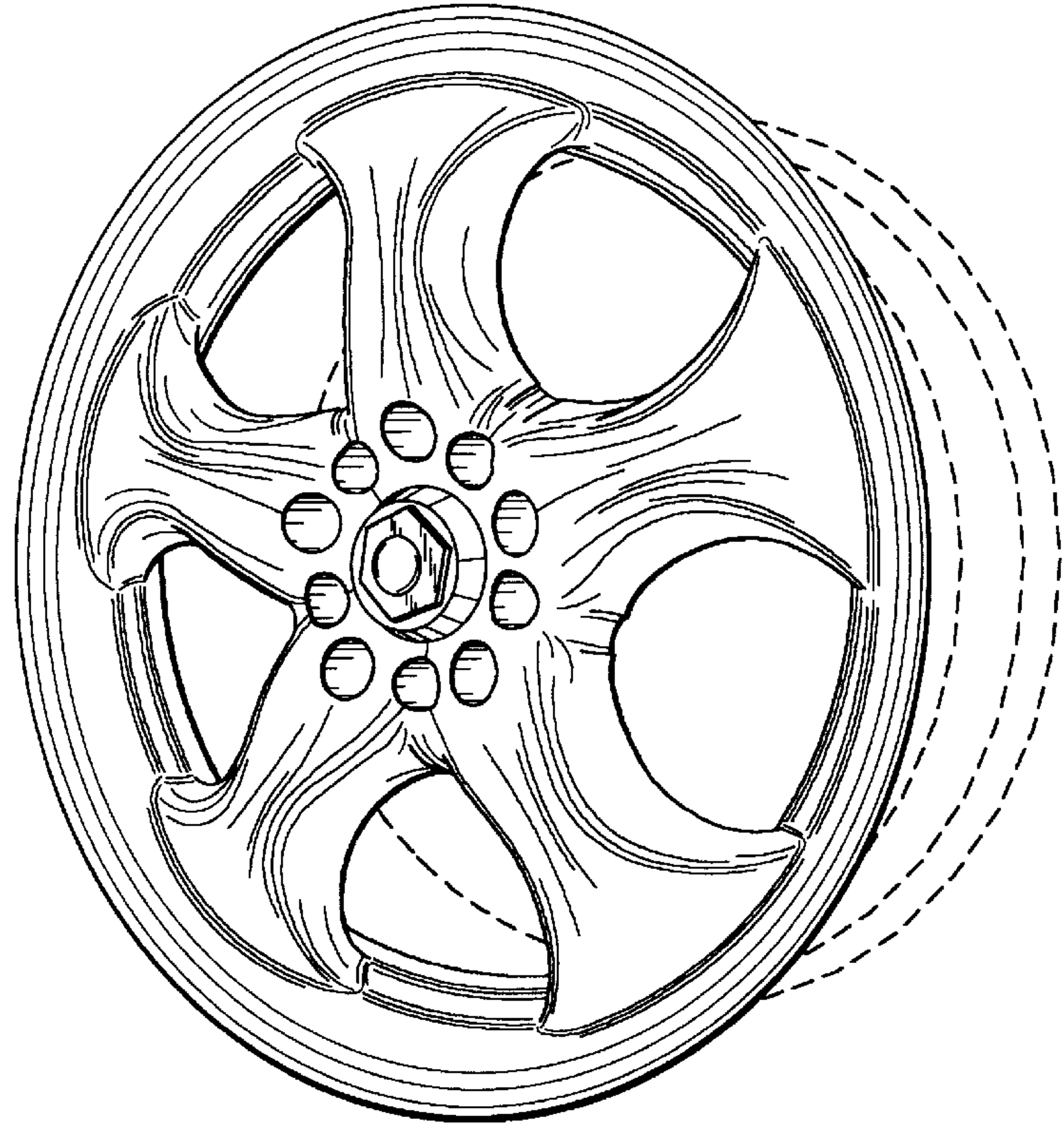


FIG. 2