



US00D419924S

United States Patent [19]
Niizato

[11] **Patent Number: Des. 419,924**
[45] **Date of Patent: ** Feb. 1, 2000**

[54] **AUTOMOBILE TIRE**

[75] Inventor: **Kazuyuki Niizato**, Kakogawa, Japan

[73] Assignee: **Sumitomo Rubber Industries, Ltd.**,
Kobe, Japan

[**] Term: **14 Years**

[21] Appl. No.: **29/100,214**

[22] Filed: **Feb. 5, 1999**

[30] **Foreign Application Priority Data**

Aug. 5, 1998 [JP] Japan 10-22658

[51] **LOC (7) Cl.** **12-15**

[52] **U.S. Cl.** **D12/136; D12/140**

[58] **Field of Search** D12/136-152;
152/209.1, 209.8, 209.9, 209.11, 209.13,
209.16, 209.28, 901, 902, 903

[56] **References Cited**

U.S. PATENT DOCUMENTS

- D. 304,816 11/1989 Tatsumi D12/151
- D. 307,406 4/1990 Tatsumi D12/147
- D. 313,961 1/1991 Hasegawa .
- D. 314,170 1/1991 Hasegawa D12/151

FOREIGN PATENT DOCUMENTS

752141 1/1989 Japan .

OTHER PUBLICATIONS

Dunlop KT985 ATV-Off Road Tire, Jan. 1997 Tread Design Guide, p. 217.

Primary Examiner—Robert M. Spear
Attorney, Agent, or Firm—Pillsbury Madison & Sutro, LLP

[57] **CLAIM**

The ornamental design for an automobile tire, as shown and described.

DESCRIPTION

FIG. 1 is a front perspective view of an automobile tire showing my new design, it being understood that the tread design is repeated uniformly throughout the circumference of the tire and the opposite side is the same as that shown; FIG. 2 is a front elevational view thereof; FIG. 3 is a right side view thereof; FIG. 4 is a top plan view thereof; FIG. 5 is a rear elevational view thereof; and, FIG. 6 is a left side view thereof.

1 Claim, 2 Drawing Sheets

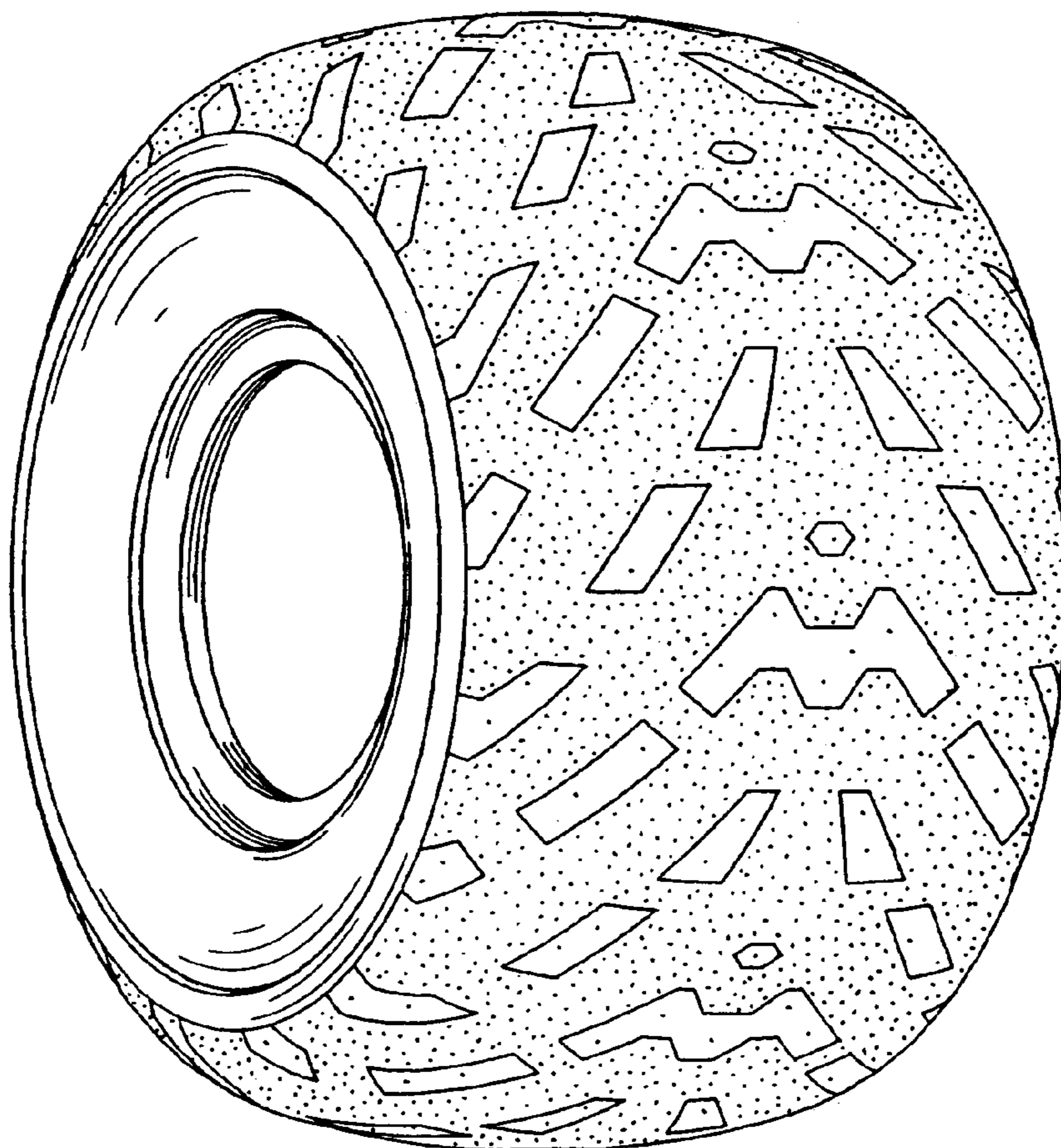


FIG. 1

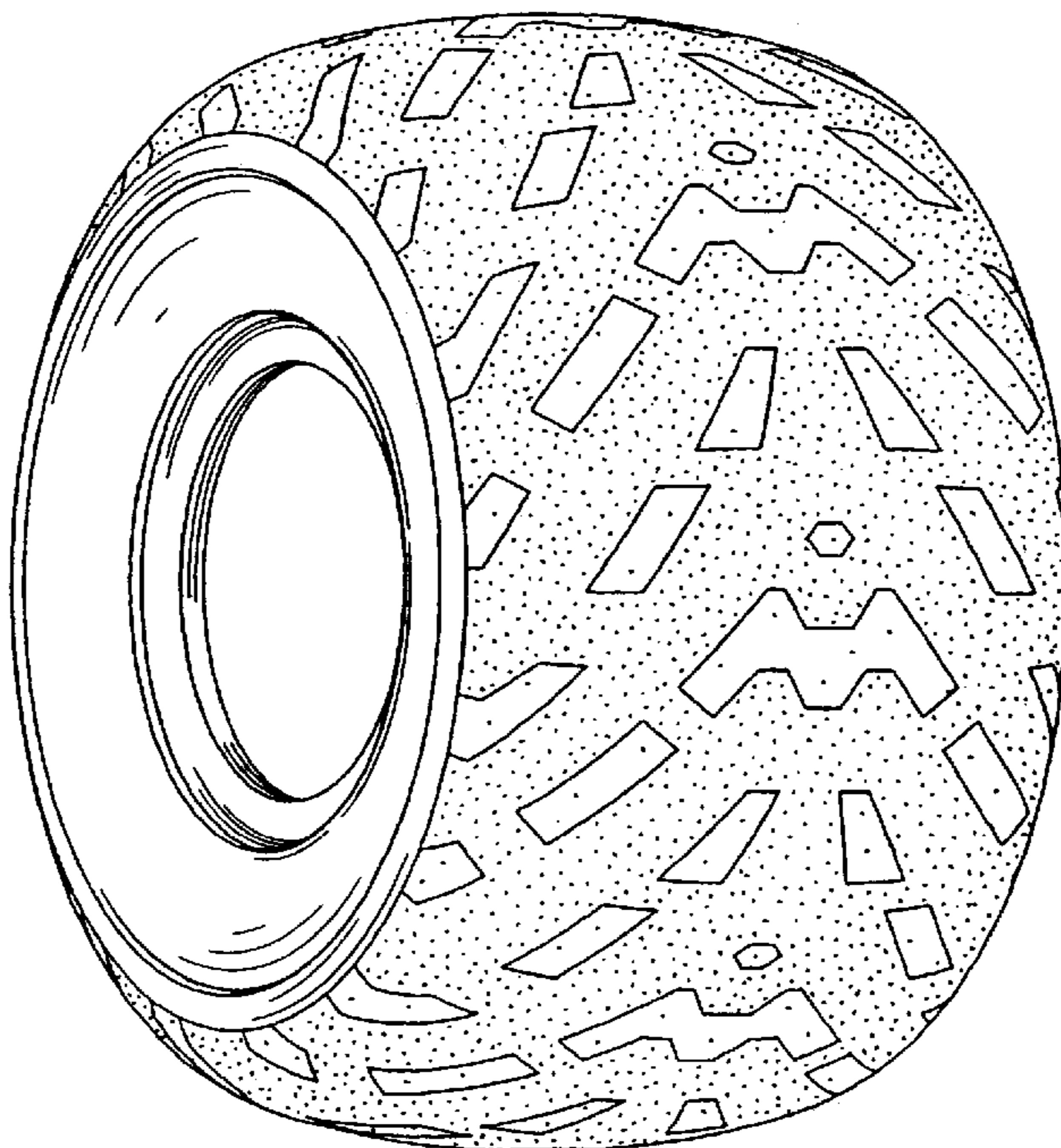


FIG. 2




FIG. 3

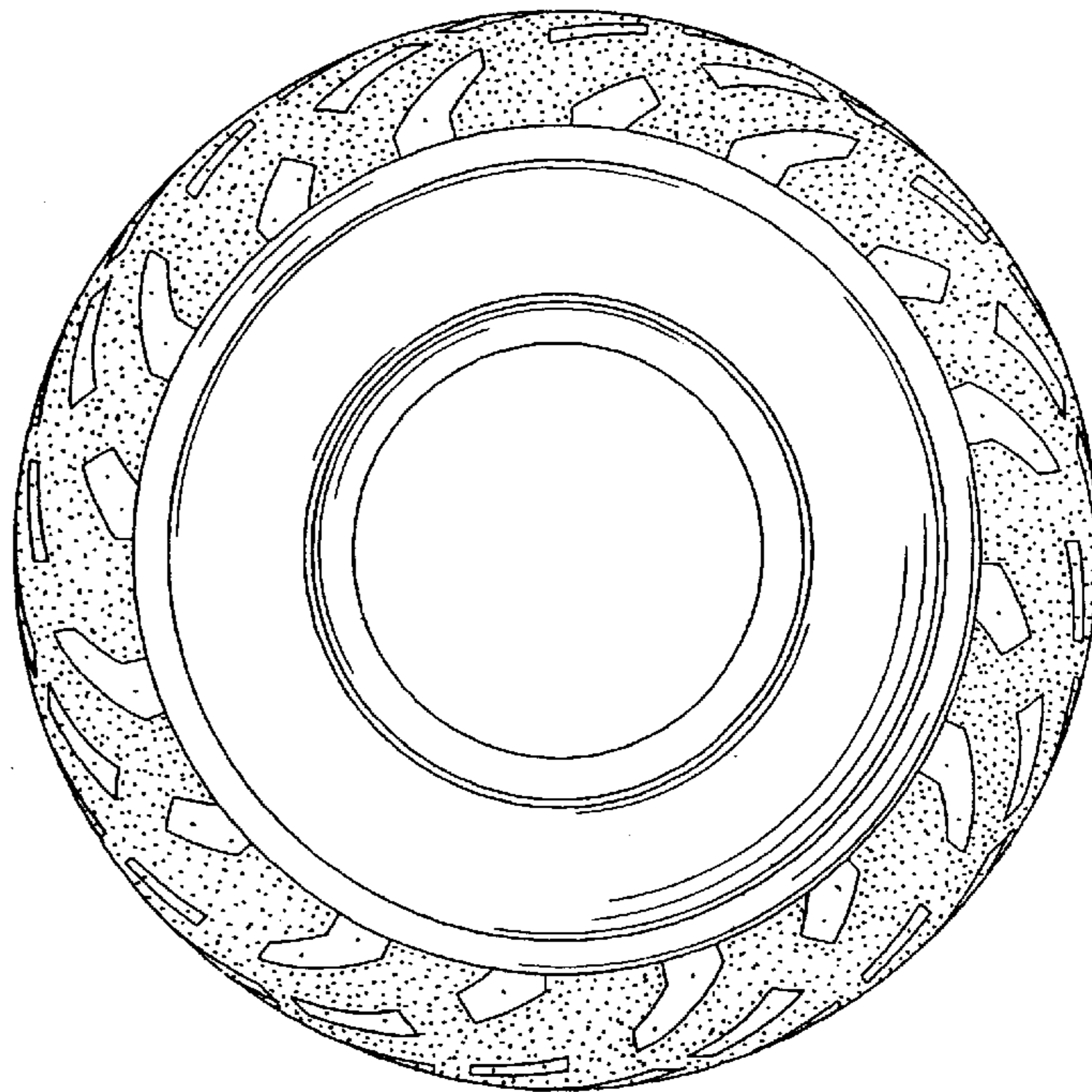


FIG. 4




FIG. 5

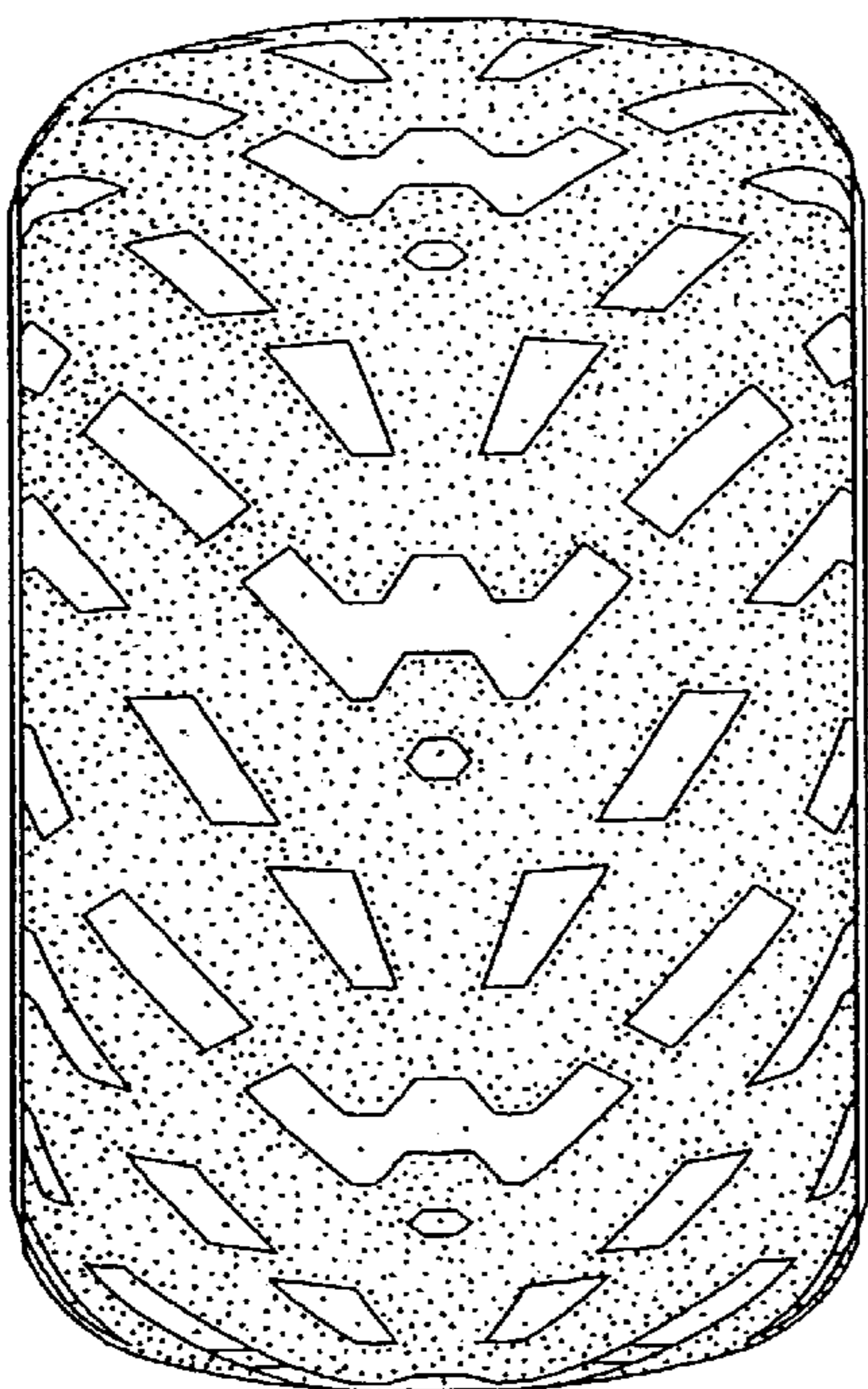


FIG. 6

